

- 1N935B-1, 1N937B-1 AND 1N938B-1 AVAILABLE IN JAN, JANTX, JANTXV AND JANS PER MIL-PRF-19500/156
- 9.0 VOLT NOMINAL ZENER VOLTAGE
- TEMPERATURE COMPENSATED ZENER REFERENCE DIODES
- METALLURGICALLY BONDED

1N935 thru 1N938B
and
1N935B-1 thru 1N938B-1

MAXIMUM RATINGS

Operating Temperature: -65°C to +175°C
Storage Temperature: -65°C to +175°C
DC Power Dissipation: 500mW @ +50°C
Power Derating: 4 mW / °C above +50°C

REVERSE LEAKAGE CURRENT

$I_R = 10 \mu A$ @ 25°C & $V_R = 6$ Vdc

ELECTRICAL CHARACTERISTICS @ 25°C, unless otherwise specified.

JEDEC TYPE NUMBER	ZENER VOLTAGE $V_Z @ I_{ZT}$	ZENER TEST CURRENT I_{ZT}	MAXIMUM ZENER IMPEDANCE (Note 1) Z_{ZT}	VOLTAGE TEMPERATURE STABILITY ΔV_{ZT} MAXIMUM (Note 2)	TEMPERATURE RANGE	EFFECTIVE TEMPERATURE COEFFICIENT
	VOLTS	mA	OHMS	mV	°C	% / °C
1N935	8.55—9.45	7.5	20	67	0 to +75	0.01
1N935A	8.55—9.45	7.5	20	139	-55 to +100	0.01
1N935B	8.55—9.45	7.5	20	184	-55 to +150	0.01
1N936	8.55—9.45	7.5	20	34	0 to +75	0.005
1N936A	8.55—9.45	7.5	20	70	-55 to +100	0.005
1N936B	8.55—9.45	7.5	20	92	-55 to +150	0.005
1N937	8.55—9.45	7.5	20	13	0 to +75	0.002
1N937A	8.55—9.45	7.5	20	28	-55 to +100	0.002
1N937B	8.55—9.45	7.5	20	37	-55 to +150	0.002
1N938	8.55—9.45	7.5	20	6.7	0 to +75	0.001
1N938A	8.55—9.45	7.5	20	13.9	-55 to +100	0.001
1N938B	8.55—9.45	7.5	20	19	-55 to +150	0.001

NOTE 1 Zener impedance is derived by superimposing on I_{ZT} A 60Hz rms a.c. current equal to 10% of I_{ZT} .

NOTE 2 The maximum allowable change observed over the entire temperature range i.e., the diode voltage will not exceed the specified mV at any discrete temperature between the established limits, per JEDEC standard No. 5.

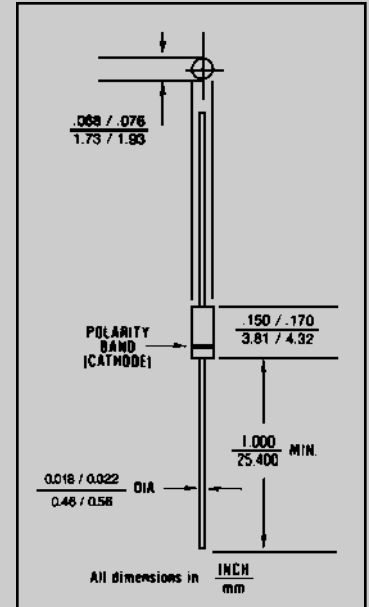


FIGURE 1

DESIGN DATA

CASE: Hermetically sealed glass case. DO – 35 outline.

LEAD MATERIAL: Copper clad steel.

LEAD FINISH: Tin / Lead

POLARITY: Diode to be operated with the banded (cathode) end positive.

MOUNTING POSITION: Any.



6 LAKE STREET, LAWRENCE, MASSACHUSETTS 01841
PHONE (978) 620-2600
WEBSITE: <http://www.microsemi.com>

FAX (978) 689-0803

1N935 thru 1N938B

INCLUDING -1 VERSIONS

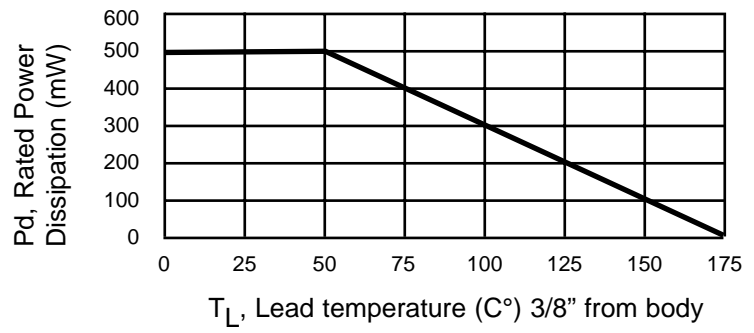


FIGURE 2
POWER DERATING CURVE

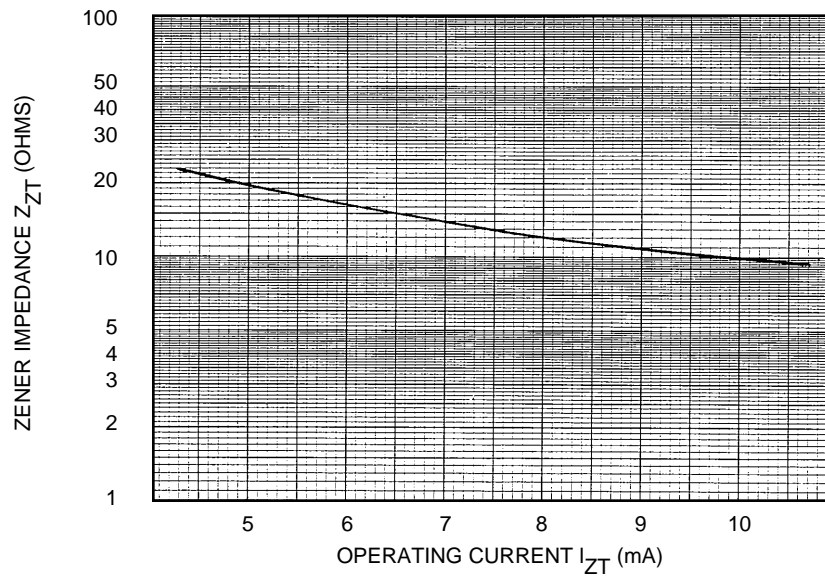


FIGURE 3
ZENER IMPEDANCE VS. OPERATING CURRENT

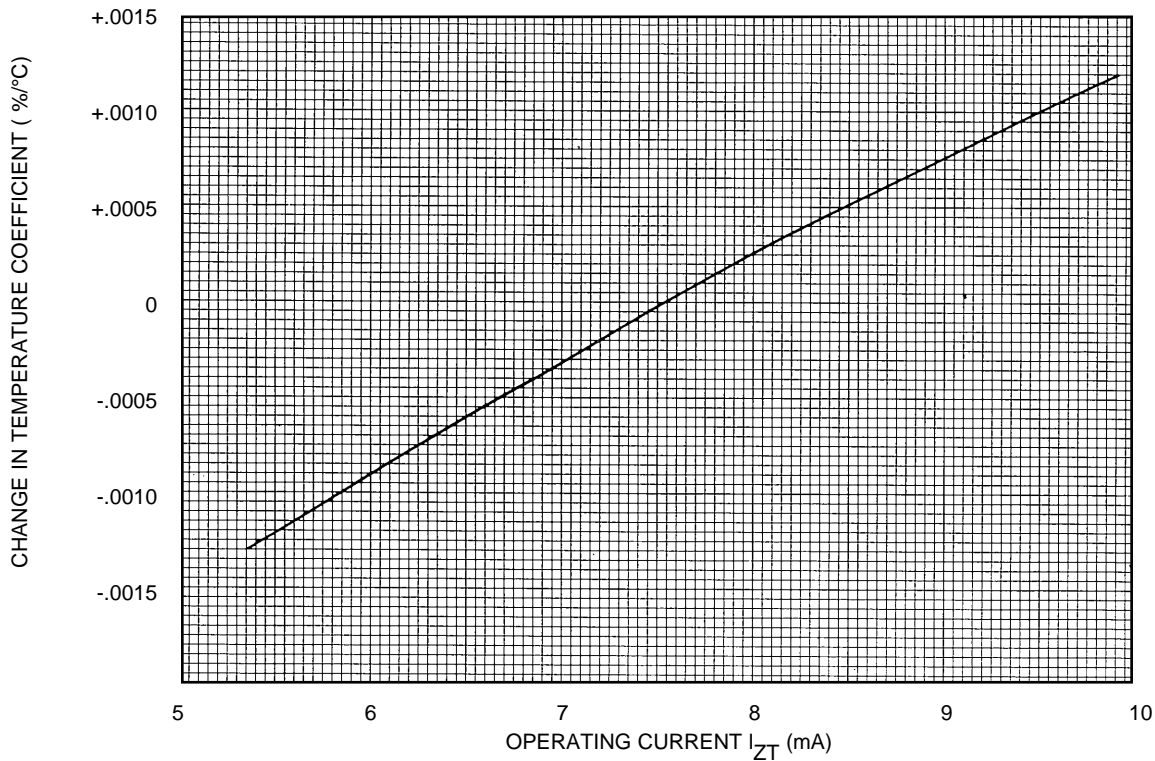


FIGURE 4
TYPICAL CHANGE OF TEMPERATURE COEFFICIENT WITH CHANGE IN OPERATING CURRENT



LittleDiode supplies new, hard to find or obsolete electronic components and semiconductors all over the world.

With over two million different components listed you are sure to find the part you need.

Feel free to visit us today at our online store:

LittleDiode.com

Looking forward to providing you with the best possible service.