

- 1N962B-1 THRU 1N986B-1 AVAILABLE IN JAN, JANTX AND JANTXV
PER MIL-PRF-19500/117
- METALLURGICALLY BONDED
- DOUBLE PLUG CONSTRUCTION

1N957 thru 1N986B
and
1N962B-1 thru 1N986B-1

MAXIMUM RATINGS

Operating Temperature: -65°C to +175°C
Storage Temperature: -65°C to +175°C
DC Power Dissipation: 500 mW @ +50°C
Power Derating: 4 mW / °C above +50°C
Forward Voltage @ 200mA: 1.1volts maximum

ELECTRICAL CHARACTERISTICS @ 25°C

| JEDEC TYPE NUMBER (NOTE 1) | NOMINAL ZENER VOLTAGE V_Z (NOTE 2) | ZENER TEST CURRENT I_{ZT} (NOTE 2) | MAXIMUM ZENER IMPEDANCE (NOTE 3) | | | MAX. DC ZENER CURRENT I_{ZM} | MAX. REVERSE LEAKAGE CURRENT $I_R @ V_R$ | |
|-------------------------------------|--|--|-------------------------------------|------|-------------------|---|--|-------|
| | | | $Z_{ZT} @ I_{ZT}$ | | $Z_{ZK} @ I_{ZK}$ | | μA | VOLTS |
| | | | OHMS | OHMS | | | | |
| 1N957B | 6.8 | 18.5 | 4.5 | 700 | 1.0 | 55 | 5 | 5.2 |
| 1N958B | 7.5 | 16.5 | 5.5 | 700 | .5 | 50 | 5 | 5.7 |
| 1N959B | 8.2 | 15.0 | 6.5 | 700 | .5 | 45 | 5 | 6.2 |
| 1N960B | 9.1 | 14.0 | 7.5 | 700 | .5 | 41 | 5 | 6.9 |
| 1N961B | 10 | 12.5 | 8.5 | 700 | .25 | 38 | 2 | 7.6 |
| 1N962B | 11 | 11.5 | 9.5 | 700 | .25 | 32 | 1 | 8.4 |
| 1N963B | 12 | 10.5 | 11.5 | 700 | .25 | 31 | 1 | 9.1 |
| 1N964B | 13 | 9.5 | 13 | 700 | .25 | 28 | 0.5 | 9.9 |
| 1N965B | 15 | 8.5 | 16 | 700 | .25 | 25 | 0.5 | 11 |
| 1N966B | 16 | 7.8 | 17 | 700 | .25 | 24 | 0.5 | 12 |
| 1N967B | 18 | 7.0 | 21 | 750 | .25 | 20 | 0.5 | 14 |
| 1N968B | 20 | 6.2 | 25 | 750 | .25 | 18 | 0.5 | 15 |
| 1N969B | 22 | 5.6 | 29 | 750 | .25 | 16 | 0.5 | 17 |
| 1N970B | 24 | 5.2 | 33 | 750 | .25 | 15 | 0.5 | 18 |
| 1N971B | 27 | 4.6 | 41 | 750 | .25 | 13 | 0.5 | 21 |
| 1N972B | 30 | 4.2 | 49 | 1000 | .25 | 12 | 0.5 | 23 |
| 1N973B | 33 | 3.8 | 58 | 1000 | .25 | 11 | 0.5 | 25 |
| 1N974B | 36 | 3.4 | 70 | 1000 | .25 | 10 | 0.5 | 27 |
| 1N975B | 39 | 3.2 | 90 | 1000 | .25 | 9.5 | 0.5 | 30 |
| 1N976B | 43 | 3.0 | 93 | 1500 | .25 | 8.8 | 0.5 | 33 |
| 1N977B | 47 | 2.7 | 105 | 1500 | .25 | 7.9 | 0.5 | 36 |
| 1N978B | 51 | 2.5 | 125 | 1500 | .25 | 7.4 | 0.5 | 39 |
| 1N979B | 56 | 2.2 | 150 | 2000 | .25 | 6.8 | 0.5 | 43 |
| 1N980B | 62 | 2.0 | 185 | 2000 | .25 | 6.0 | 0.5 | 47 |
| 1N981B | 68 | 1.8 | 230 | 2000 | .25 | 5.5 | 0.5 | 52 |
| 1N982B | 75 | 1.7 | 270 | 2000 | .25 | 5.0 | 0.5 | 56 |
| 1N983B | 82 | 1.5 | 330 | 3000 | .25 | 4.6 | 0.5 | 62 |
| 1N984B | 91 | 1.4 | 400 | 3000 | .25 | 4.1 | 0.5 | 69 |
| 1N985B | 100 | 1.3 | 500 | 3000 | .25 | 3.7 | 0.5 | 76 |
| 1N986B | 110 | 1.1 | 750 | 4000 | .25 | 3.3 | 0.5 | 84 |

- NOTE 1** Zener voltage tolerance on "B" suffix is $\pm 5\%$. Suffix letter A denotes +10%. No Suffix denotes $\pm 20\%$ tolerance, "C" suffix denotes $\pm 2\%$ and "D" suffix denotes $\pm 1\%$.
- NOTE 2** Zener voltage is measured with the device junction in thermal equilibrium at an ambient temperature of $25^\circ\text{C} \pm 3^\circ\text{C}$.
- NOTE 3** Zener impedance is derived by superimposing on I_{ZT} A 60Hz rms a.c. current equal to 10% of I_{ZT}

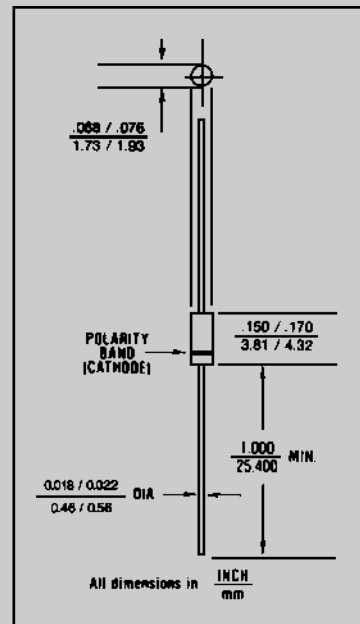


FIGURE 1

DESIGN DATA

CASE: Hermetically sealed glass case. DO – 35 outline.

LEAD MATERIAL: Copper clad steel.

LEAD FINISH: Tin / Lead

THERMAL RESISTANCE: ($R_{\theta JEC}$): 250 °C/W maximum at L = .375 inch

THERMAL IMPEDANCE: ($Z_{\theta JX}$): 35 °C/W maximum

POLARITY: Diode to be operated with the banded (cathode) end positive.

MOUNTING POSITION: Any.

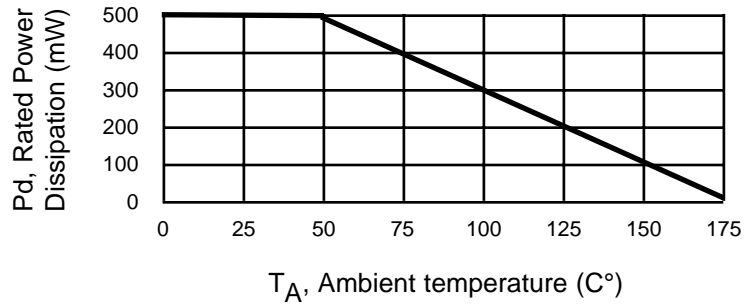


6 LAKE STREET, LAWRENCE, MASSACHUSETTS 01841
PHONE (978) 620-2600
WEBSITE: <http://www.microsemi.com>

FAX (978) 689-0803

1N957 thru 1N986B INCLUDING -1 VERSIONS

FIGURE 2



POWER DERATING CURVE

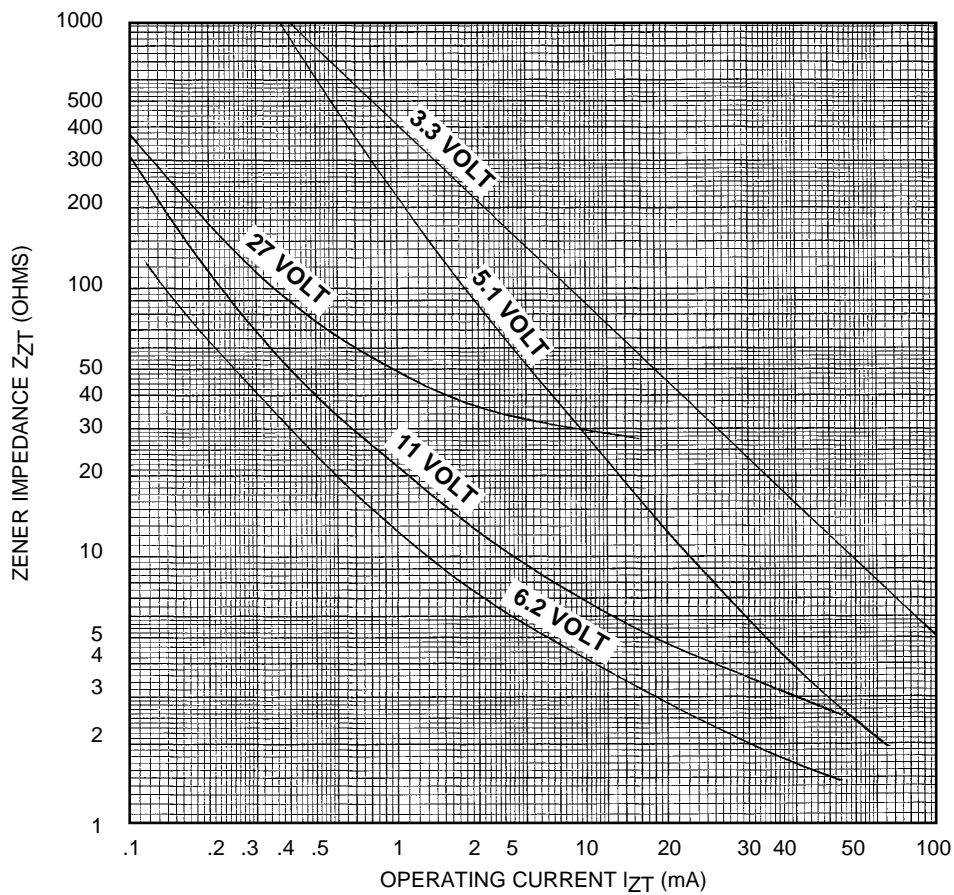


FIGURE 3

ZENER IMPEDANCE VS. OPERATING CURRENT



LittleDiode supplies new, hard to find or obsolete electronic components and semiconductors all over the world.

With over two million different components listed you are sure to find the part you need.

Feel free to visit us today at our online store:

LittleDiode.com

Looking forward to providing you with the best possible service.