

SILICON RECTIFIER

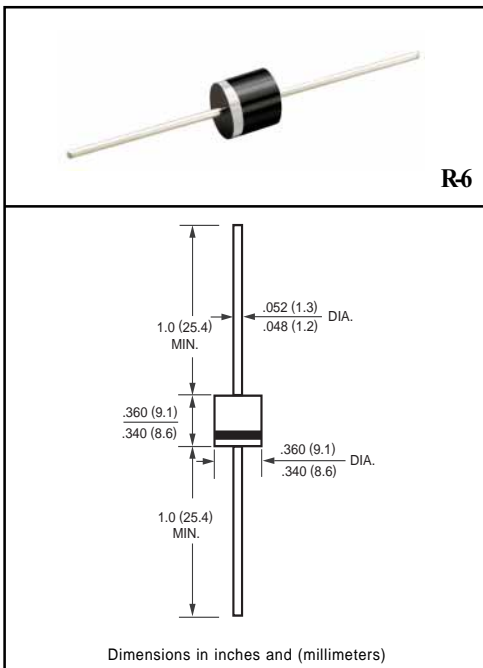
VOLTAGE RANGE 50 to 1000 Volts CURRENT 6.0 Amperes

FEATURES

- * Low cost
- * Low leakage
- * Low forward voltage drop
- * High current capability
- * High surge current capability

MECHANICAL DATA

- * Case: Molded plastic
- * Epoxy: Device has UL flammability classification 94V-0
- * Lead: MIL-STD-202E method 208C guaranteed
- * Mounting position: Any
- * Weight: 2.08 grams



MAXIMUM RATINGS AND ELECTRICAL CHARACTERISTICS

Ratings at 25 °C ambient temperature unless otherwise specified.
 Single phase, half wave, 60 Hz, resistive or inductive load.
 For capacitive load, derate current by 20%.

MAXIMUM RATINGS (At TA = 25°C unless otherwise noted)

| RATINGS | SYMBOL | 6A05 | 6A1 | 6A2 | 6A4 | 6A6 | 6A8 | 6A10 | UNITS |
|---|----------|--------------|-----|-----|-----|-----|-----|------|-------|
| Maximum Recurrent Peak Reverse Voltage | VRRM | 50 | 100 | 200 | 400 | 600 | 800 | 1000 | Volts |
| Maximum RMS Voltage | VRMS | 35 | 70 | 140 | 280 | 420 | 560 | 700 | Volts |
| Maximum DC Blocking Voltage | VDC | 50 | 100 | 200 | 400 | 600 | 800 | 1000 | Volts |
| Maximum Average Forward Rectified Current at TA = 60°C | IO | 6.0 | | | | | | | Amps |
| Peak Forward Surge Current 8.3 ms single half sine-wave superimposed on rated load (JEDEC method) | IFSM | 400 | | | | | | | Amps |
| Typical Junction Capacitance (Note) | CJ | 150 | | | | | | | pF |
| Typical Thermal Resistance | RθJA | 10 | | | | | | | °C/W |
| Operating and Storage Temperature Range | TJ, TSTG | -65 to + 175 | | | | | | | °C |

ELECTRICAL CHARACTERISTICS (At TA = 25°C unless otherwise noted)

| CHARACTERISTICS | SYMBOL | 6A05 | 6A1 | 6A2 | 6A4 | 6A6 | 6A8 | 6A10 | UNITS |
|---|--------------|------|-----|-----|-----|-----|-----|------|-------|
| Maximum Instantaneous Forward Voltage at 6.0A DC | VF | 1.1 | | | | | | | Volts |
| Maximum DC Reverse Current at Rated DC Blocking Voltage | @ TA = 25°C | 10 | | | | | | | uAmps |
| | @ TA = 100°C | 100 | | | | | | | |
| Maximum Full Load Reverse Current Average Full Cycle .375" (9.5mm) lead length at TL = 75°C | IR | 50 | | | | | | | uAmps |

NOTES : Measured at 1 MHz and applied reverse voltage of 4.0 volts

RATING AND CHARACTERISTIC CURVES (6A05 THRU 6A10)

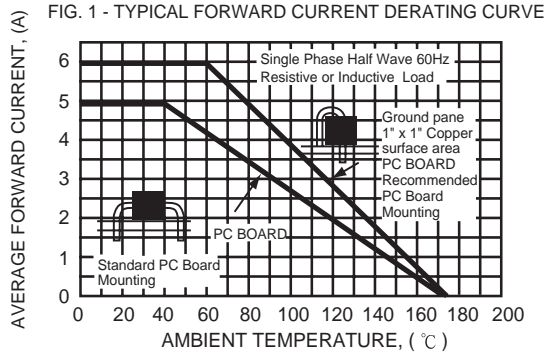


FIG. 2 - TYPICAL INSTANTANEOUS FORWARD CHARACTERISTICS

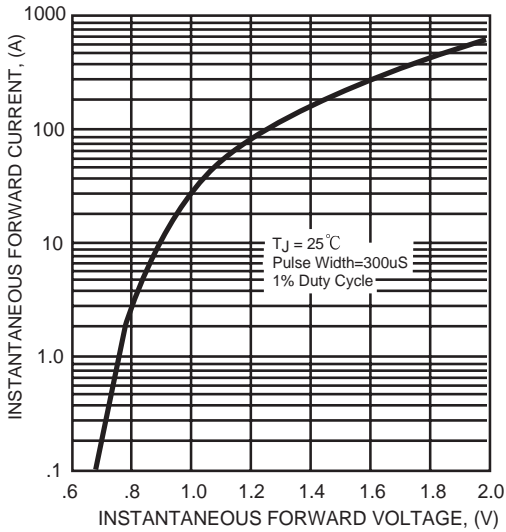


FIG. 3 - TYPICAL REVERSE CHARACTERISTICS

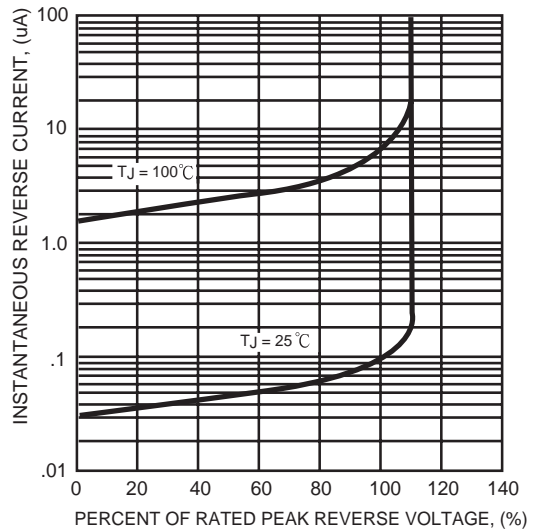


FIG. 3 - MAXIMUM NON-REPETITIVE FORWARD SURGE CURRENT

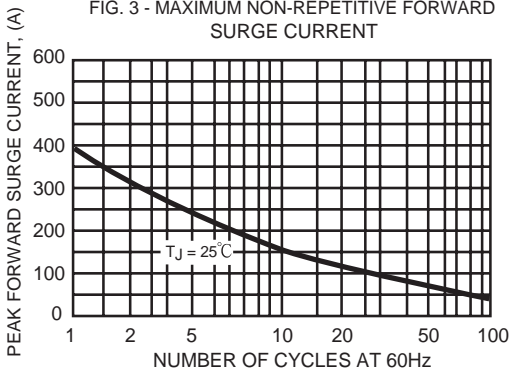
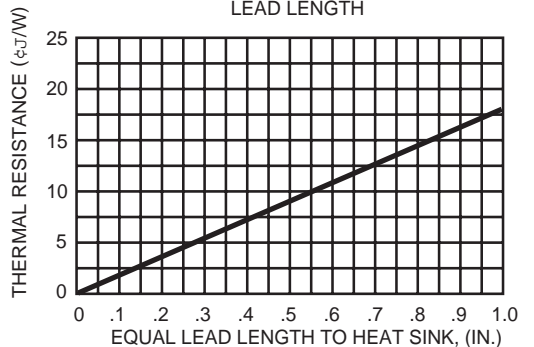


FIG. 5 - TYPICAL THERMAL RESISTANCE VS LEAD LENGTH





LittleDiode supplies new, hard to find or obsolete electronic components and semiconductors all over the world.

With over two million different components listed you are sure to find the part you need.

Feel free to visit us today at our online store:

LittleDiode.com

Looking forward to providing you with the best possible service.