

CNA1015

Photo Interrupters

Overview

CNA1015 series is a transmissive photosensor series in which a high efficiency GaAs infrared light emitting diode is used as the light emitting element, and a high sensitivity phototransistor is used as the light detecting element. The two elements are arranged so as to face each other, and objects passing between them are detected.

Features

- Position detection accuracy : 0.3 mm
- Gap width : 5 mm
- The type directly attached to PCB

Absolute Maximum Ratings (Ta = 25°C)

Parameter		Symbol	Rated	Unit
Input (Light emitting diode)	Reverse voltage (DC)	V_R	5	V
	Forward current (DC)	I_F	50	mA
	Power dissipation	P_D^{*1}	75	mW
Output (Photo transistor)	Collector current	I_C	20	mA
	Collector to emitter voltage	V_{CEO}	30	V
	Emitter to collector voltage	V_{ECO}	5	V
	Collector power dissipation	P_C^{*2}	100	mW
Temperature	Operating ambient temperature	T_{opr}	-25 to +85	°C
	Storage temperature	T_{stg}	-40 to +100	°C

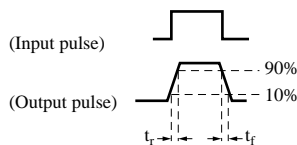
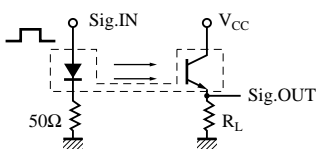
*1 Input power derating ratio is 1.0 mW/°C at Ta = 25°C.

*2 Output power derating ratio is 1.33 mW/°C at Ta = 25°C.

Electrical Characteristics (Ta = 25°C)

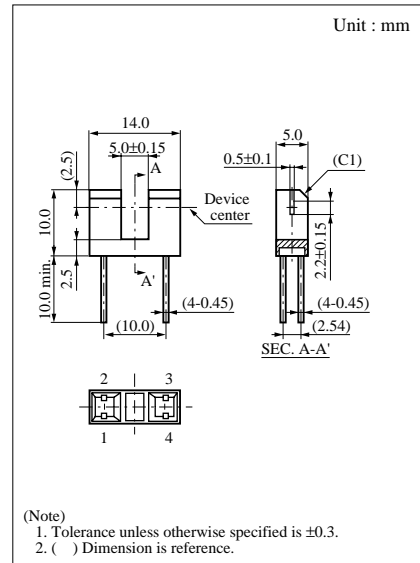
Parameter		Symbol	Conditions	min	typ	max	Unit
Input characteristics	Forward voltage (DC)	V_F	$I_F = 20\text{mA}$		1.25	1.4	V
	Reverse current (DC)	I_R	$V_R = 3\text{V}$			10	μA
Output characteristics	Collector cutoff current	I_{CEO}	$V_{CE} = 10\text{V}$		10	200	nA
Transfer characteristics	Collector current	I_C	$V_{CC} = 5\text{V}, I_F = 20\text{mA}, R_L = 100\Omega$	0.5		10	mA
	Collector to emitter saturation voltage	$V_{CE(sat)}$	$I_F = 40\text{mA}, I_C = 1\text{mA}$			0.4	V
	Response time	t_r, t_f^*	$V_{CC} = 5\text{V}, I_C = 1\text{mA}, R_L = 100\Omega$		5		μs

* Switching time measurement circuit

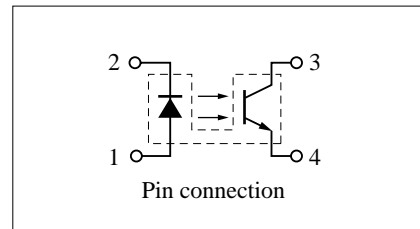


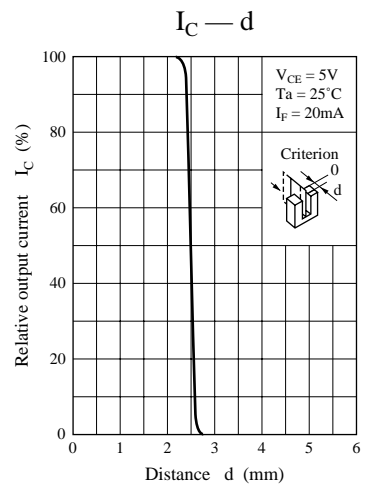
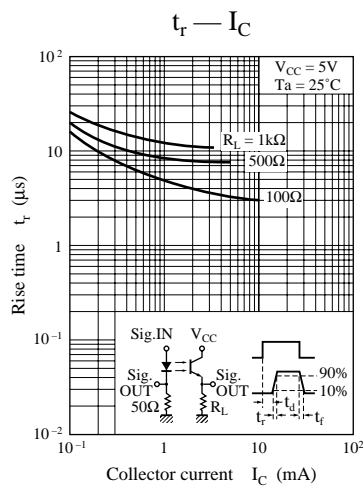
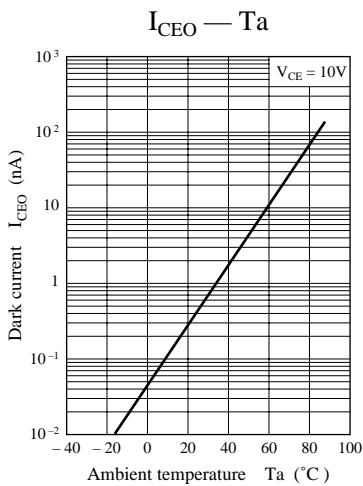
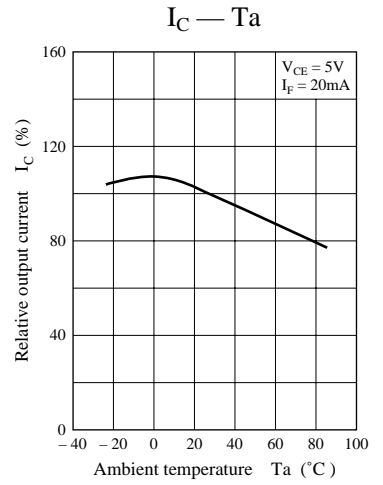
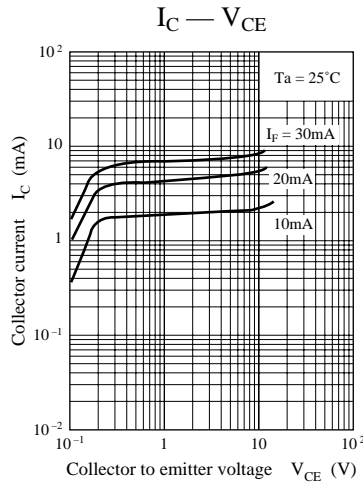
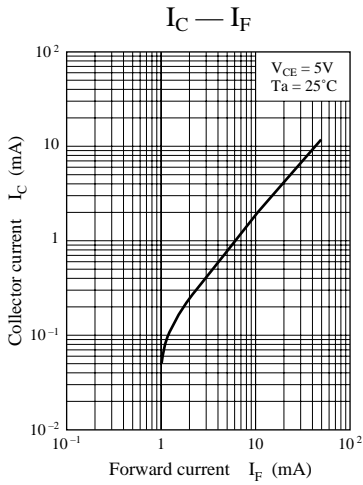
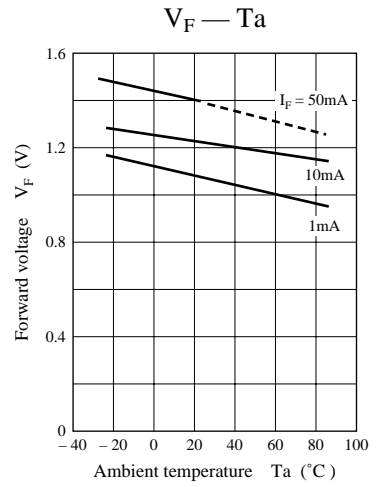
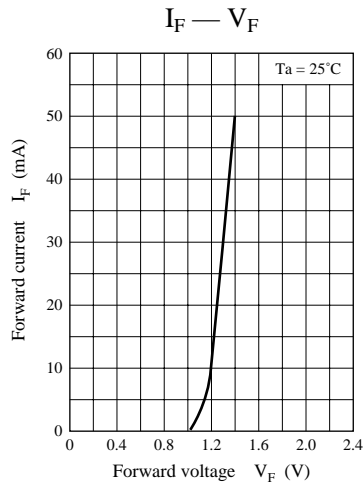
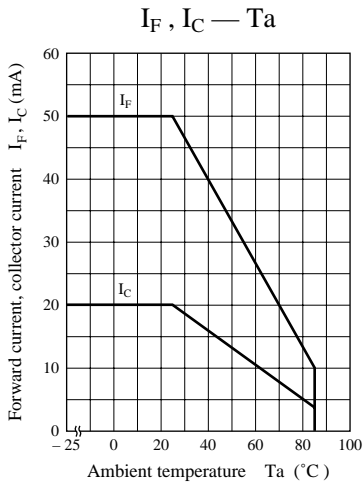
t_r : Rise time (Time required for the collector photo current to increase from 10% to 90% of its final value)

t_f : Fall time (Time required for the collector photo current to decrease from 90% to 10% of its initial value)



Internal connector







LittleDiode supplies new, hard to find or obsolete electronic components and semiconductors all over the world.

With over two million different components listed you are sure to find the part you need.

Feel free to visit us today at our online store:

LittleDiode.com

Looking forward to providing you with the best possible service.