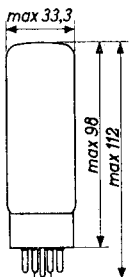
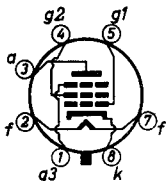


**OUTPUT PENTODE
PENTHODE DE SORTIE
ENDPENTODE**

Heating: indirect by A.C. or D.C.;
parallel supply
Chauffage: indirect par C.A. ou C.C.;
alimentation en parallèle
Heizung: indirekt durch Wechsel-
oder Gleichstrom;
Parallelspeisung

$$\frac{V_f}{I_f} = \frac{6,3 \text{ V}}{1,5 \text{ A}}$$

Dimensions in mm
Dimensions en mm
Abmessungen in mm



Base
Culot OCTAL
Sockel

Socket
Support 5903/13
Fassung

Capacitances
Capacités
Kapazitäten

$C_{g1} = 15,2 \text{ pF}$
 $C_a = 8,4 \text{ pF}$
 $C_{ag1} < 1,1 \text{ pF}$
 $C_{g1f} < 1,0 \text{ pF}$
 $C_{kf} = 10 \text{ pF}$

Remark When using a sinusoidal input signal care should be taken not to exceed the maximum admissible W_{g2} .

Observation En cas d'un signal d'entrée sinusoïdal il faut faire attention à ne pas dépasser la valeur maximum admissible de W_{g2} .

Bemerkung Bei Verwendung eines sinusförmigen Eingangssignales muss darauf geachtet werden dass der maximal zulässige Wert von W_{g2} nicht überschritten wird.

Operating characteristics class A
 Caractéristiques d'utilisation classe A
 Betriebsdaten Klasse A

V _b	=	265	265	V
V _a	=	250	250	V
R _{g2}	=	2	0	kΩ
V _{g3}	=	0	0	V
V _{g1}	=	-14,5	-13,5	V
I _a	=	70	100	mA
I _{g2}	=	10	14,9	mA
S	=	9,0	11	mA/V
μg _{2g1}	=	11	11	
R _i	=	18	15	kΩ
R _a	=	3,0	2,0	kΩ
V _i	=	9,3	8,7	V _{eff}
W _o	=	8	11	W
dtot	=	10	10	%
V _i (W _o = 50 mW)	=	0,65	0,5	V _{eff}

Operating characteristics class B
 Caractéristiques d'utilisation classe B
 Betriebsdaten Klasse B

R _{g2}	=	1000		470		Ω ¹⁾		
V _{g1}	=	-38		-32		V		
V _{g3}	=	0		0		V		
V _i	=	0	27	27	0	22,7	22,7	V _{eff}
R _{aa}	=	-	3,4	4,0	-	2,8	3,8	kΩ
V _b	=	425	425	400	375	375	350	V
V _a	=	420	400	375	370	350	325	V
I _a	=	2x30	2x120	2x100	2x35	2x120	2x93	mA
I _{g2}	=	2x4,4	2x25	2x25	2x4,7	2x25	2x25	mA
W _o	=	0	55	45	0	44	36	W
dtot	=	-	5	6	-	5	6	%

1) Common screen grid resistor; non decoupled
 Résistance de grille-écran commune; ne pas découplée
 Gemeinsamer Schirmgitterwiderstand; nicht entkoppelt

R_{g2}	=	750		750		Ω ¹⁾		
V_{g1}	=	-36		-39		V		
V_{g3}	=	0		0		V		
V_i	=	0	25,8	25,8	0	23,4	23,4	V_{eff}
R_{aa}	=	-	4	5	-	11	11	k Ω
V_{ba}	=	500	500	475	800	800	750	V
V_a	=	495	475	450	795	775	725	V
V_{bg2}	=	400	400	375	400	400	375	V
I_a	=	2x30	2x125	2x102	2x25	2x91	2x84	mA
I_{g2}	=	2x4	2x25	2x25	2x3	2x19	2x19	mA
W_o	=	0	70	58	0	100	90	W
dt_{tot}	=	-	5	6	-	5	6	%

Operating conditions class AB

Caractéristiques d'utilisation classe AB

Betriebsdaten Klasse AB

R_{aa}	=	3,4		k Ω
R_{g2}	=	470		Ω ¹⁾
R_k	=	130		Ω
V_{g3}	=	0		V
V_i	=	0	21	V_{eff}
V_b	=	375		375 V
$V_a + V_{Rk}$	=	355		350 V
I_a	=	2x75		2x95 mA
I_{g2}	=	2x11,5		2x22,5 mA
W_o	=	0		35 W
dt_{tot}	=	-		5 %

¹⁾ Common screen grid resistor; non decoupled
 Résistance de grille-écran commune; ne pas découplée
 Gemeinsamer Schirmgitterwiderstand; nicht entkoppelt

Operating conditions in triode connection
 (g_2 connected to anode)
 Caractéristiques d'utilisation en connexion triode
 (g_2 relié à l'anode)
 Betriebsdaten in Triodenschaltung
 (g_2 verbunden mit Anode)

	Class A	Class AB	
	Classe A	Classe AB	
	Klasse A	Klasse AB	
V_b	= 375	400	V
V_{g3}	= 0	0	V
R_k	= 370	220	Ω
R_a	= 3	-	k Ω
R_{aa}	= -	5	k Ω
V_i	= 18,9	0 — 22	V_{eff}
I_a	= 70	2x65 — 2x71	mA
W_o	= 6	0 — 16,5	W
d	= 8	- — 3	%
$V_i(W_o=50mW)$	= 1,7		V_{eff}

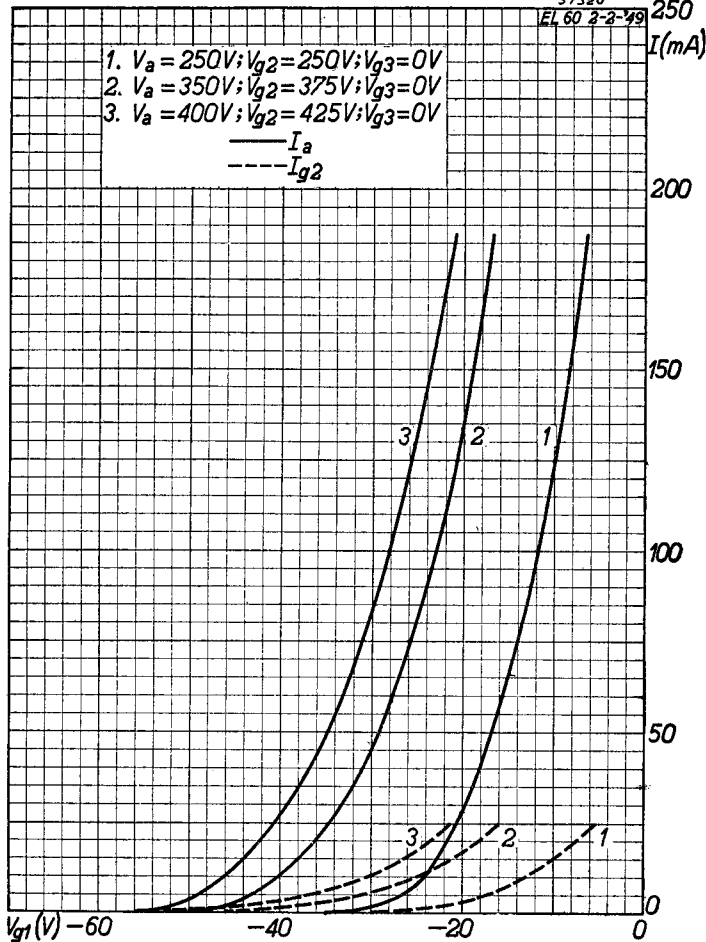
Limiting values
 Caractéristiques limites
 Grenzdaten

V_{a0}	= max. 2000 V
V_a	= max. 800 V
$W_a (V_i = 0)$	= max. 25 W
$W_a (V_i > 0)$	= max. 27,5 W
V_{g20}	= max. 800 V
V_{g2}	= max. 425 V
W_{g2}	= max. 8 W
I_k	= max. 150 mA
$V_{g1} (I_{g1} = +0,3 \mu A)$	= max. -1,3 V
$R_{g1} (A, AB)$	= max. 0,7 M Ω
$R_{g1} (B)$	= max. 0,5 M Ω
V_{fk}	= max. 100 V
R_{fk}	= max. 20 k Ω

57320
EL 60 2-2-49

1. $V_a = 250V; V_{g2} = 250V; V_{g3} = 0V$
2. $V_a = 350V; V_{g2} = 375V; V_{g3} = 0V$
3. $V_a = 400V; V_{g2} = 425V; V_{g3} = 0V$

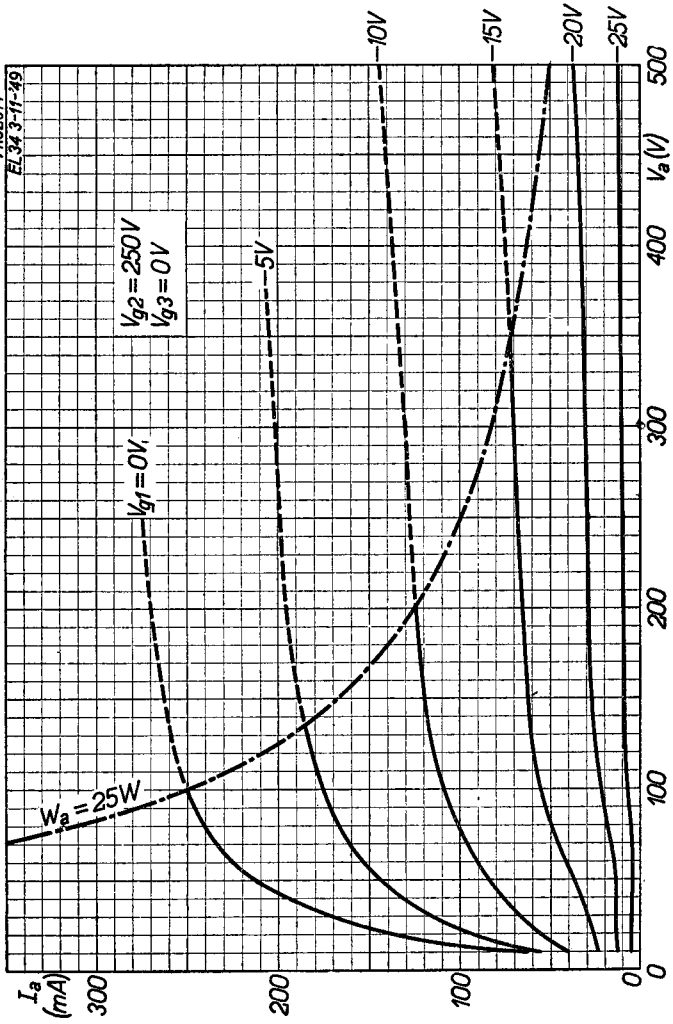
— I_a
- - - I_{g2}



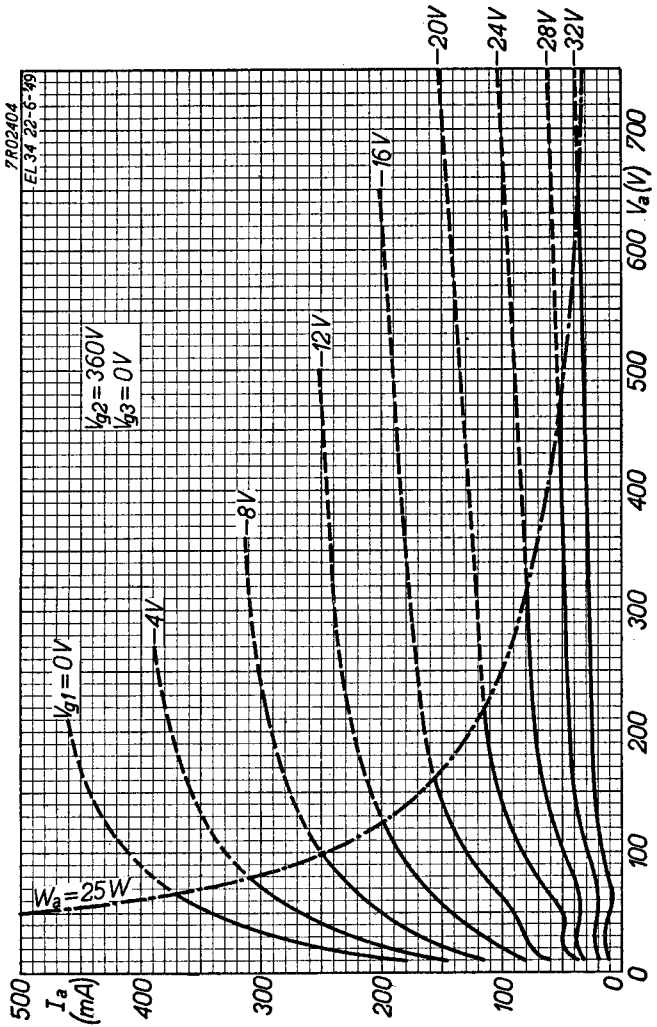
EL 34

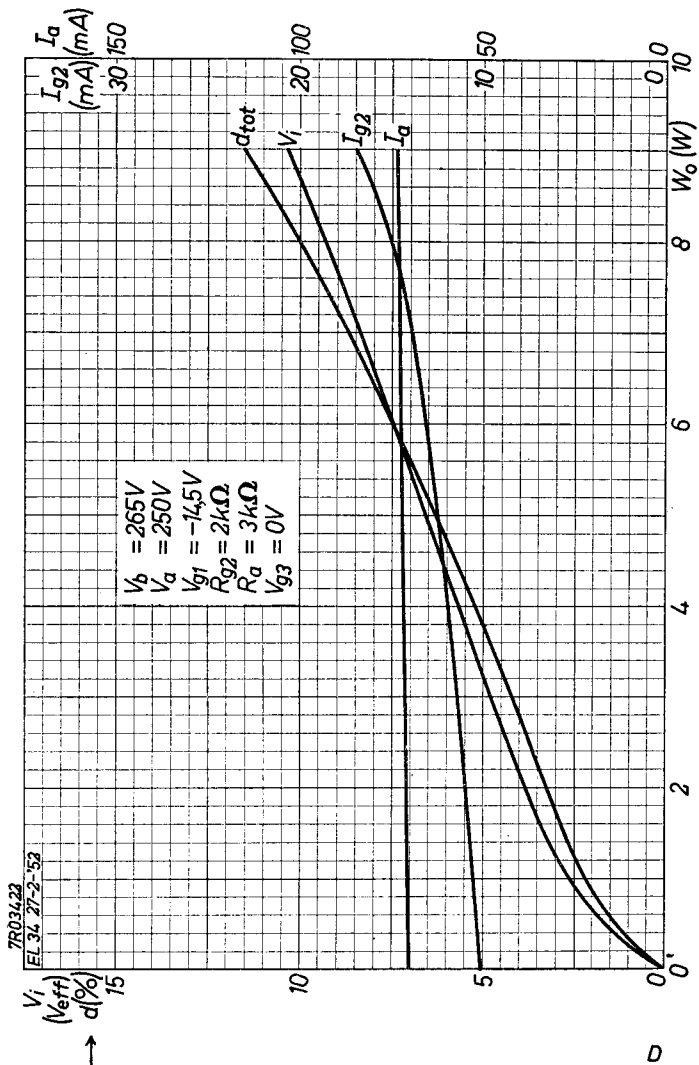
PHILIPS

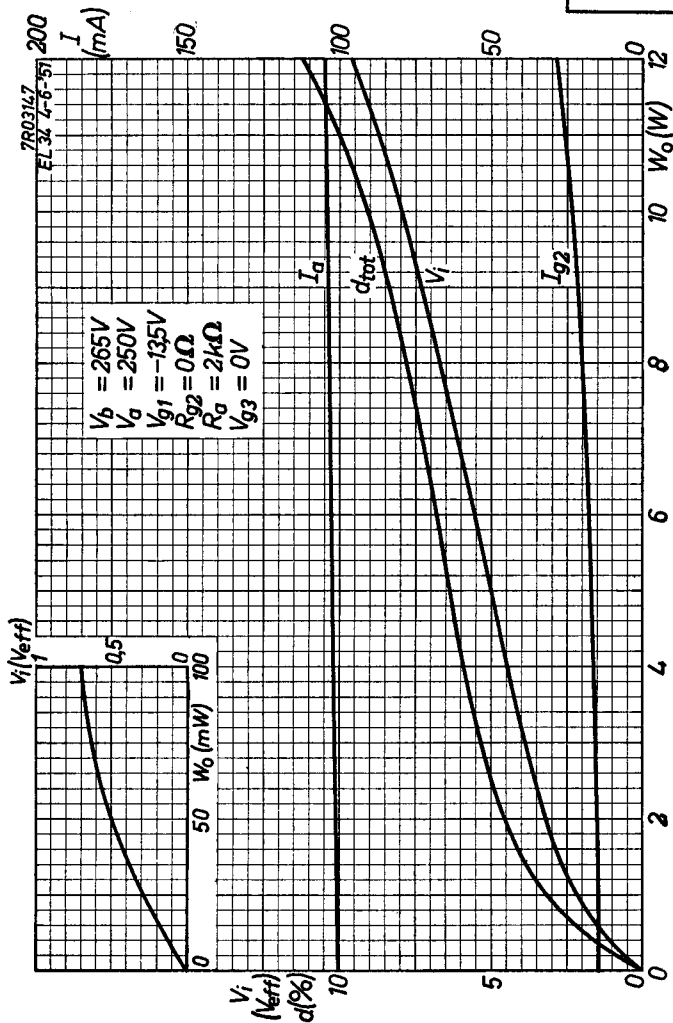
7R02614
EL34 3-11-49

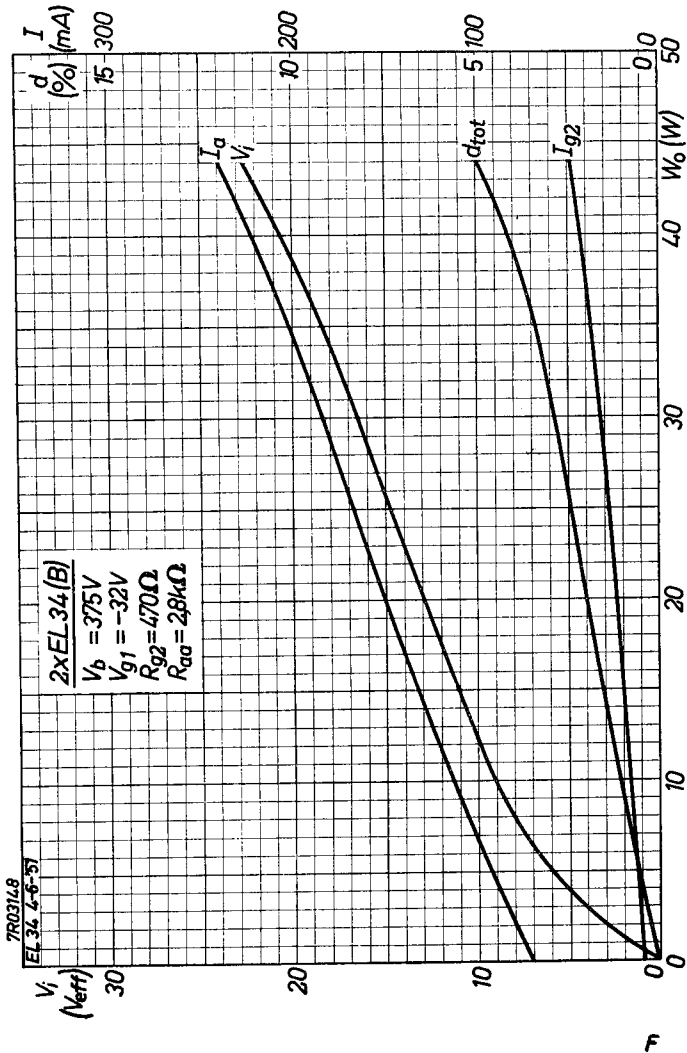


B



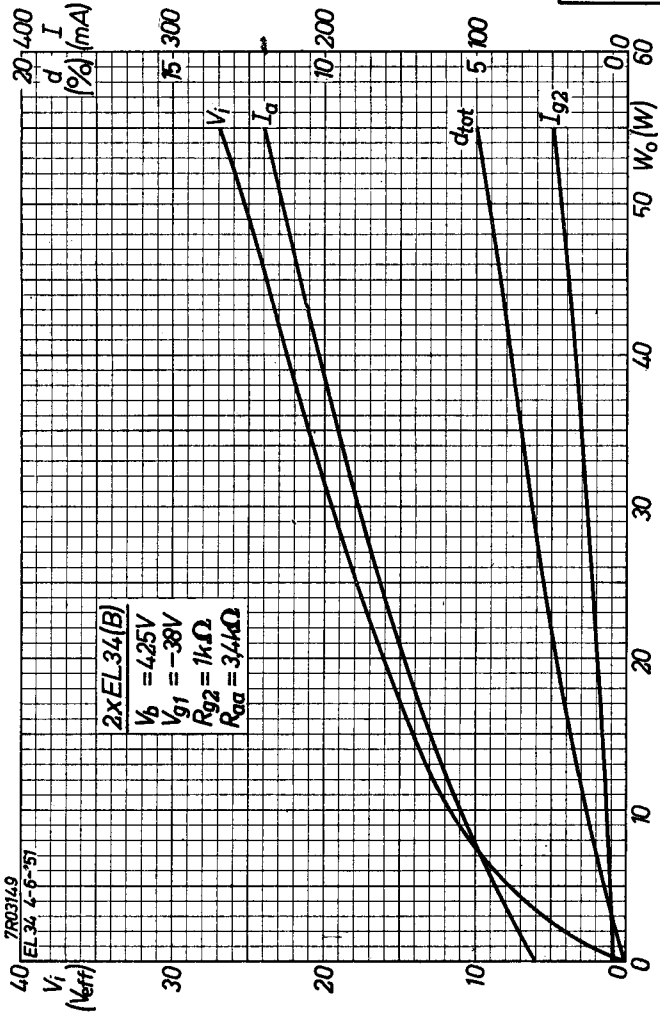
EL 34**PHILIPS**



EL 34**PHILIPS**

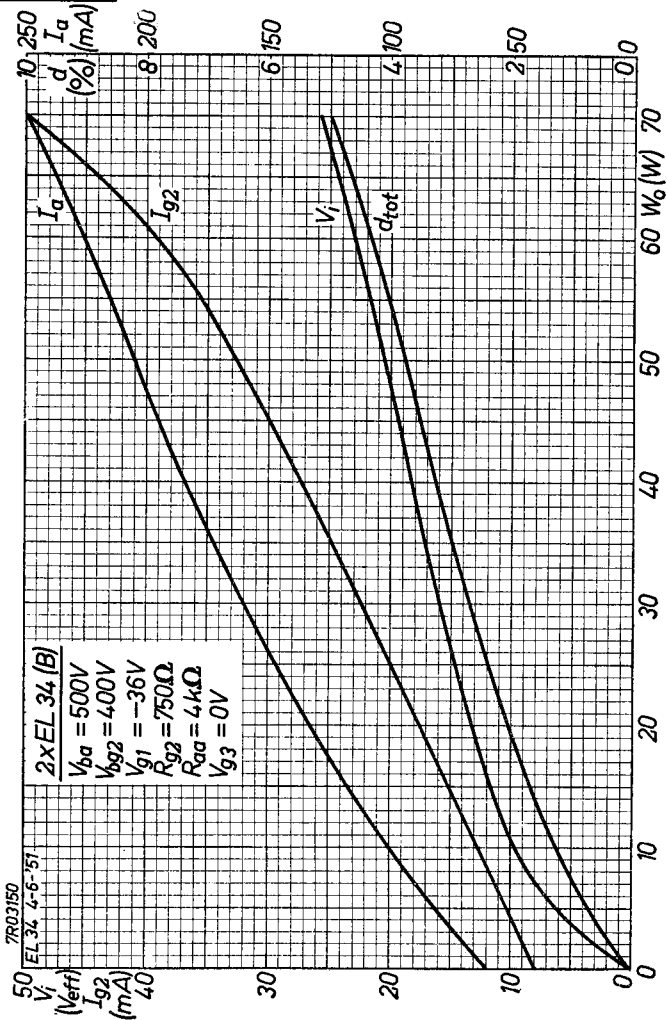
PHILIPS

EL 34

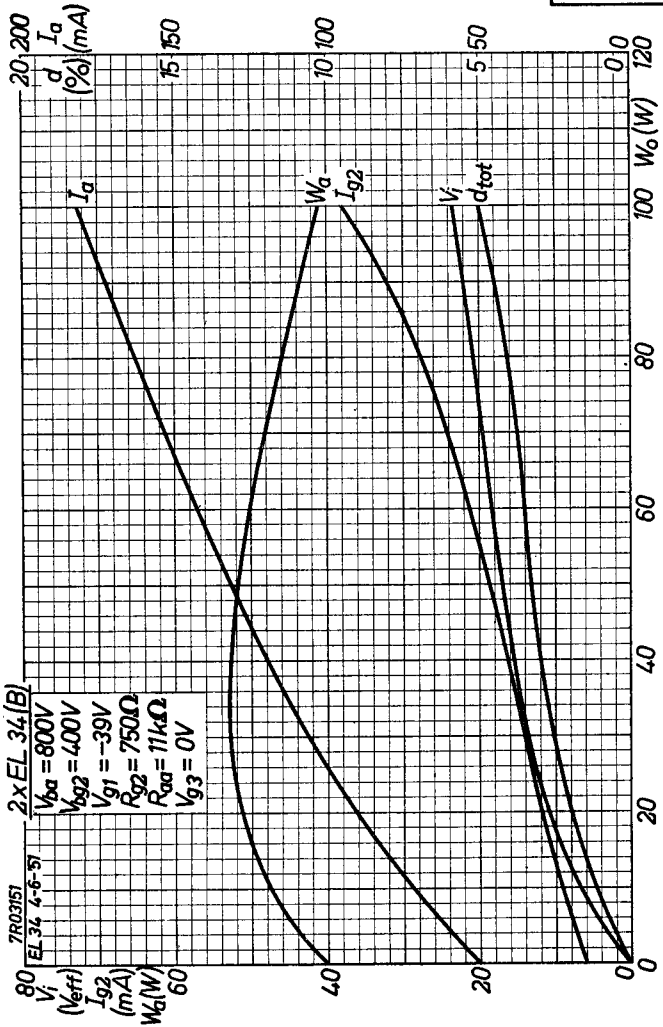


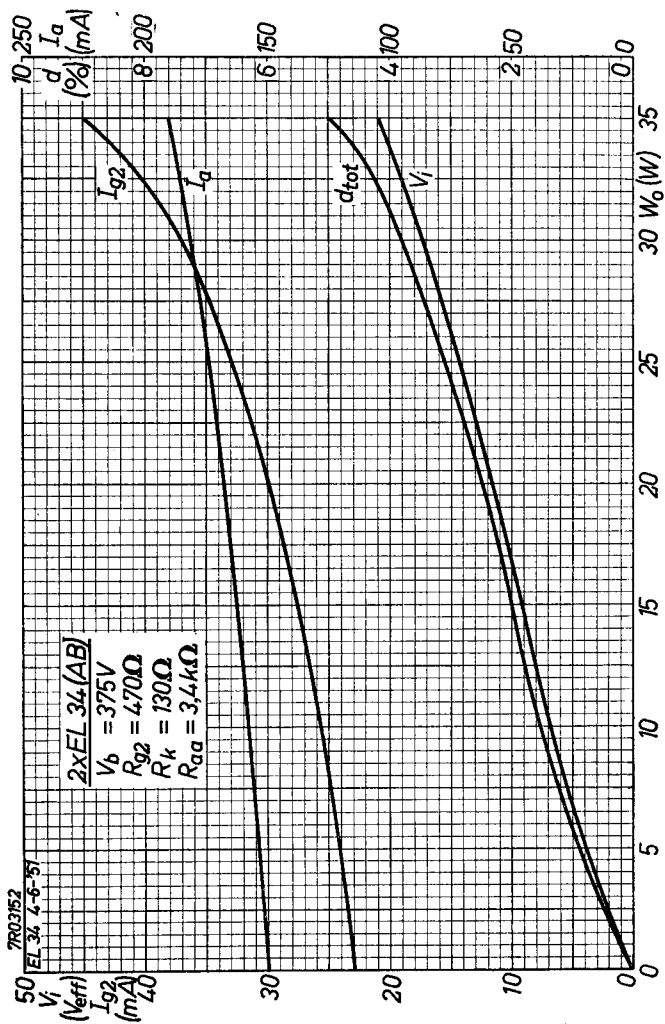
6.6.1951

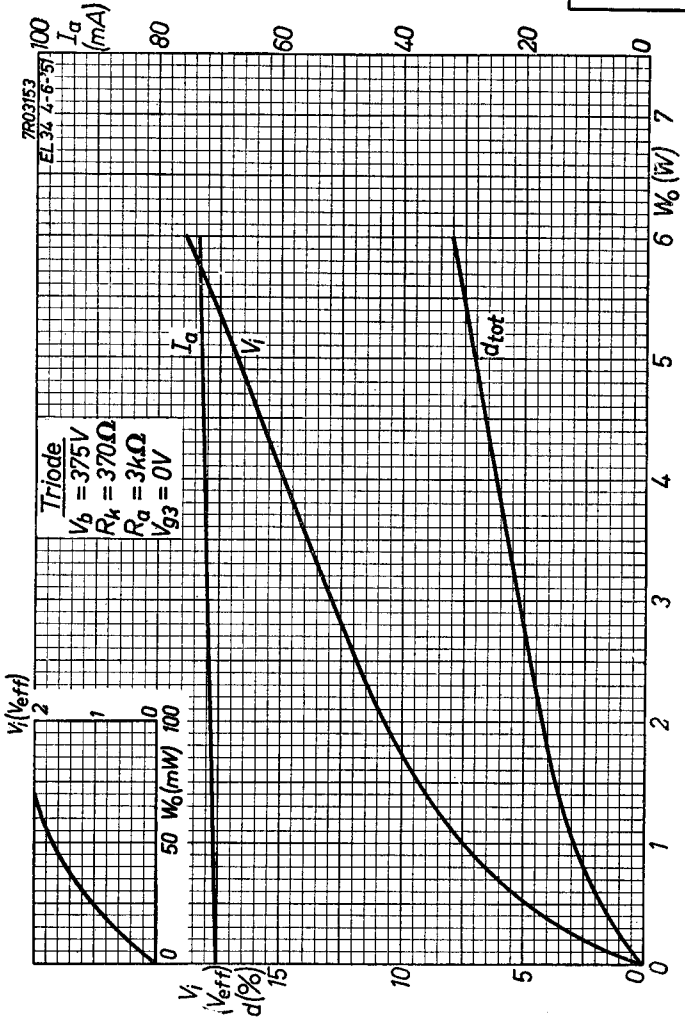
6

EL 34**PHILIPS**

H



EL 34**PHILIPS**



PHILIPS

*Electronic
Tube*

HANDBOOK

page	EL34 sheet	date
1	1	1958.02.02
2	2	1958.02.02
3	3	1956.02.02
4	4	1956.02.02
5	A	1949.10.10
6	B	1949.10.10
7	C	1952.02.02
8	D	1952.02.02
9	E	1951.06.06
10	F	1951.06.06
11	G	1951.06.06
12	H	1951.06.06
13	I	1951.06.06
14	J	1951.06.06
15	K	1951.06.06
16	FP	1999.02.16



LittleDiode supplies new, hard to find or obsolete electronic components and semiconductors all over the world.

With over two million different components listed you are sure to find the part you need.

Feel free to visit us today at our online store:

LittleDiode.com

Looking forward to providing you with the best possible service.