

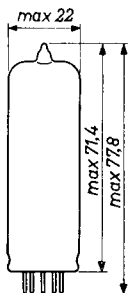
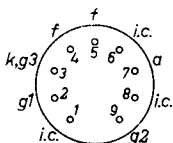
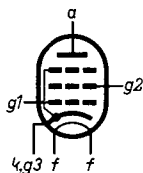
OUTPUT PENTODE
PENTHODE DE SORTIE
ENDPENTODE

Heating: indirect by A.C. or D.C.;
parallel supply
Chauffage: indirect par C.A. ou C.C.;
alimentation en parallèle
Heizung: indirekt durch Wechsel-
oder Gleichstrom;
Parallelspeisung

$V_f = 6,3 \text{ A}$

$I_f = 0,76 \text{ A}$

Dimensions in mm
Dimensions en mm
Abmessungen in mm



Base, culot, Sockel: NOVAL

Capacitances
Capacités
Kapazitäten

$C_{g1} = 10,8 \text{ pF}$

$C_a = 6,5 \text{ pF}$

$C_{ag1} < 0,5 \text{ pF}$

$C_{g1f} < 0,25 \text{ pF}$

Operating characteristics class A
 Caractéristiques d'utilisation classe A
 Betriebsdaten Klasse A

V_a	=			250		V
V_{g2}	=			250		V
V_{g1}	=			-7,3		V
R_k	=			135		Ω
R_a	=			5,2		k Ω
V_1	=	0	0,3	3,4	4,3	4,7 ²⁾ V_{eff}
I_a	=	48	-	-	49,5	49,2 mA
I_{g2}	=	5,5	-	-	10,8	11,6 mA
S	=	11,3	-	-	-	- mA/V
R_1	=	38	-	-	-	- k Ω
μ_{g2g1}	=	19	-	-	-	-
W_0 ¹⁾	=	0	0,05	4,5	5,7	6,0 W
d_{tot} ¹⁾	=	-	-	6,8	10	- %
d_2 ¹⁾	=	-	-	3,0	2,0	- %
d_3 ¹⁾	=	-	-	5,8	9,5	- %
V_a	=			250		V
V_{g2}	=			250		V
V_{g1}	=			-7,3		V
R_k	=			135		Ω
R_a	=			4,5		k Ω
V_1	=	0	0,3	3,5	4,4	4,8 ²⁾ V_{eff}
I_a	=	48	-	-	50,6	50,5 mA
I_{g2}	=	5,5	-	-	10	11 mA
S	=	11,3	-	-	-	- mA/V
R_1	=	38	-	-	-	- k Ω
μ_{g2g1}	=	19	-	-	-	-
W_0 ¹⁾	=	0	0,05	4,5	5,7	6,0 W
d_{tot} ¹⁾	=	-	-	7,5	10	- %
d_2 ¹⁾	=	-	-	5,7	5,0	- %
d_3 ¹⁾	=	-	-	4,5	8	- %

¹⁾ Measured with fixed bias
 Mesuré avec polarisation fixe
 Gemessen mit fester Gittervorspannung

²⁾ $I_{g1} = +0,3 \mu A$

Operating characteristics class A (continued)
 Caractéristiques d'utilisation classe A (continuation)
 Betriebsdaten Klasse A (Fortsetzung)

V_a	=		250		V
V_{g2}	=		250		V
V_{g1}	=		-8,4		V
R_k	=		210		Ω
R_a	=		7		k Ω
V_i	=	0	0,3	3,5	5,5 ²⁾ V_{eff}
I_a	=	36	-	36,8	36 mA
I_{g2}	=	4,1	-	8,5	14,6 mA
S	=	10	-	-	- mA/V
R_i	=	40	-	-	- k Ω
μ_{g2g1}	=	19	-	-	-
W_o ¹⁾	=	0	0,05	4,2	5,6 W
d_{tot} ¹⁾	=	-	-	10	- %
d_2 ¹⁾	=	-	-	1,7	- %
d_3 ¹⁾	=	-	-	8,7	- %
V_a	=		250		V
V_{g2}	=		210		V
V_{g1}	=		-6,4		V
R_k	=		160		Ω
R_a	=		7		k Ω
V_i	=	0	0,3	3,4	3,8 ²⁾ V_{eff}
I_a	=	36	-	36,6	36,5 mA
I_{g2}	=	3,9	-	7,3	8,0 mA
S	=	10,4	-	-	- mA/V
R_i	=	40	-	-	- k Ω
μ_{g2g1}	=	19	-	-	-
W_o ¹⁾	=	0	0,05	4,3	4,7 W
d_{tot} ¹⁾	=	-	-	10	- %
d_2 ¹⁾	=	-	-	1,8	- %
d_3 ¹⁾	=	-	-	9,3	- %

¹⁾ Measured with fixed bias
 Mesuré avec polarisation fixe
²⁾ Gemessen mit fester Gittervorspannung

²⁾ $I_{g1} = +0,3 \mu A$

Operating characteristics class B, two tubes
 Caractéristiques d'utilisation classe B, deux tubes
 Betriebsdaten Klasse B, zwei Röhren

V_a	=	250		300	V
V_{g2}	=	250		300	V
V_{g1}	=	-11,6		-14,7	V
R_{aa}	=	8		8 k Ω	
V_i	=	0 8		0 10 V_{eff}	
I_a	=	2x10	2x37,5	2x7,5	2x46 mA
I_{g2}	=	2x1,1	2x7,5	2x0,8	2x11 mA
W_o	=	0	11	0	17 W
d_{tot}	=	-	3	-	4 %

Operating characteristics class AB, two tubes
 Caractéristiques d'utilisation classe AB, deux tubes
 Betriebsdaten Klasse AB, zwei Röhren

V_a	=	250		300	V
V_{g2}	=	250		300	V
R_k	=	130		130	Ω
R_{aa}	=	8		8 k Ω	
V_i	=	0 8		0 10 V_{eff}	
I_a	=	2x31	2x37,5	2x36	2x46 mA
I_{g2}	=	2x3,5	2x7,5	2x4	2x11 mA
W_o	=	0	11	0	17 W
d_{tot}	=	-	3	-	4 %

Operating characteristics in triode connection, class A
(screen grid connected to anode)

Caractéristiques d'utilisation en montage triode, classe A
(grille-écran reliée à l'anode)

Betriebsdaten in Triodenschaltung, Klasse A
(Schirmgitter verbunden mit Anode)

V_a	=	250	V
R_k	=	270	Ω
R_a	=	3,5	k Ω
V_1	=	0 1,0 6,7	V_{eff}
I_a	=	34 -	36 mA
W_o	=	- 0,05	1,95 W
d_{tot}	=	- -	9 %

Operating characteristics two tubes class AB in triode
connection (Screen grid connected to anode)

Caractéristiques d'utilisation deux tubes en classe AB
en montage triode (Grille-écran reliée à l'anode)

Betriebsdaten zwei Röhren in Klasse AB in Triodenschal-
tung (Schirmgitter verbunden mit Anode)

V_a	=	250	300	V
R_k	=	270	270	Ω
R_{aa}	=	10	10	k Ω
V_1	=	0 8,3	0 10	V_{eff}
I_a	=	2x20 2x21,7	2x24 2x26	mA
W_o	=	0 3,4	0 5,2	W
d_{tot}	=	- 2,5	- 2,5	%
$V_1 (W_o=50mW)$	=	0,95	0,9	V_{eff}

Limiting values
Caractéristiques limites
Grenzdaten

V_{a0}	= max.	550 V
V_a	= max.	300 V ¹⁾
W_a	= max.	12 W ¹⁾
V_{g20}	= max.	550 V
V_{g2}	= max.	300 V ¹⁾
W_{g2}	= max.	2 W
W_{g2p}	= max.	4 W
$-V_{g1}$	= max.	100 V
$-V_{g1}(I_{g1}=+0,3\mu A)$	= max.	1,3 V
I_k	= max.	65 mA
R_{g1}	= max.	1 $M\Omega^2)$
R_{g1}	= max.	0,3 $M\Omega^3)$
V_{kf}	= max.	100 V
R_{kf}	= max.	20 k Ω

¹⁾ When the heater and positive voltages are obtained from a storage battery by means of a vibrator, the max. values of V_a and V_{g2} are 250 V and that of W_a is 9 W.

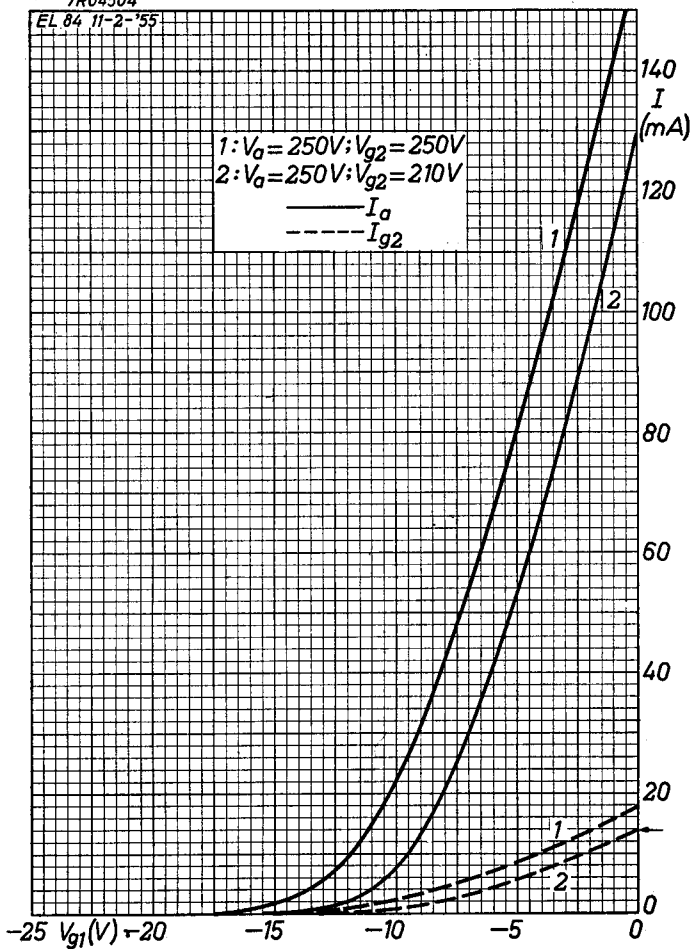
Si la tension de chauffage et les tensions positives sont obtenues d'un accumulateur par moyen d'un vibreur, les valeurs max. de V_a et V_{g2} sont de 250 V et celle de W_a est de 9 W.

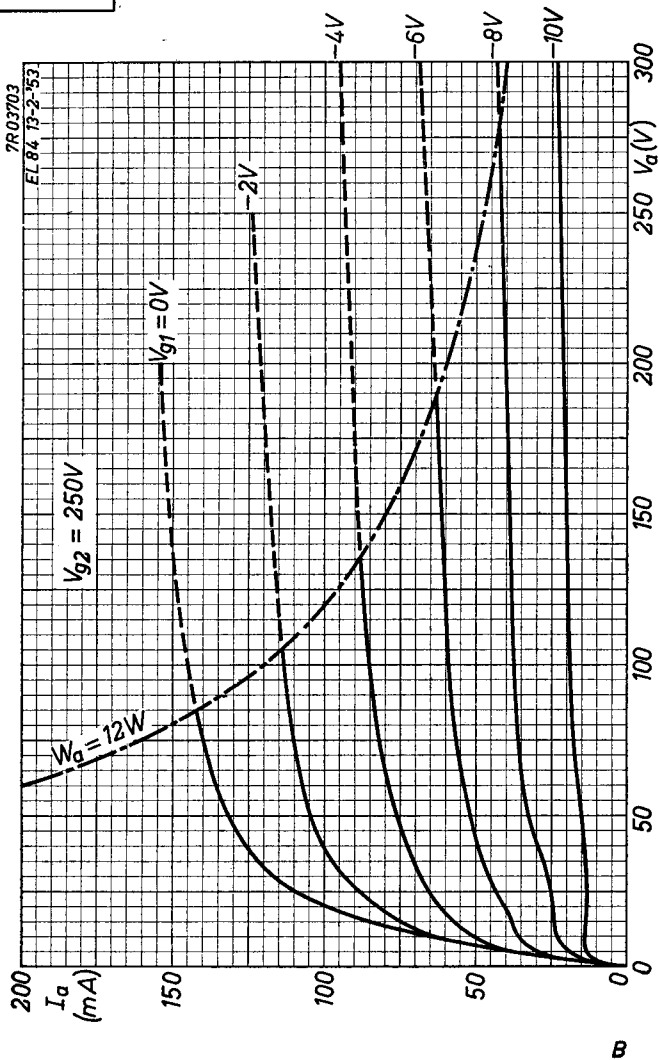
Wenn die Heizspannung und die positiven Spannungen mittels eines Wechselrichters von einem Akkumulator erhalten werden, sind die Grenzwerte von V_a und V_{g2} 250 V und von W_a 9 W.

- ²⁾ With automatic grid bias
Avec polarisation automatique
Bei automatischer Gittervorspannung
- ³⁾ With fixed bias
Avec polarisation fixe
Bei fester Gittervorspannung

7R04504

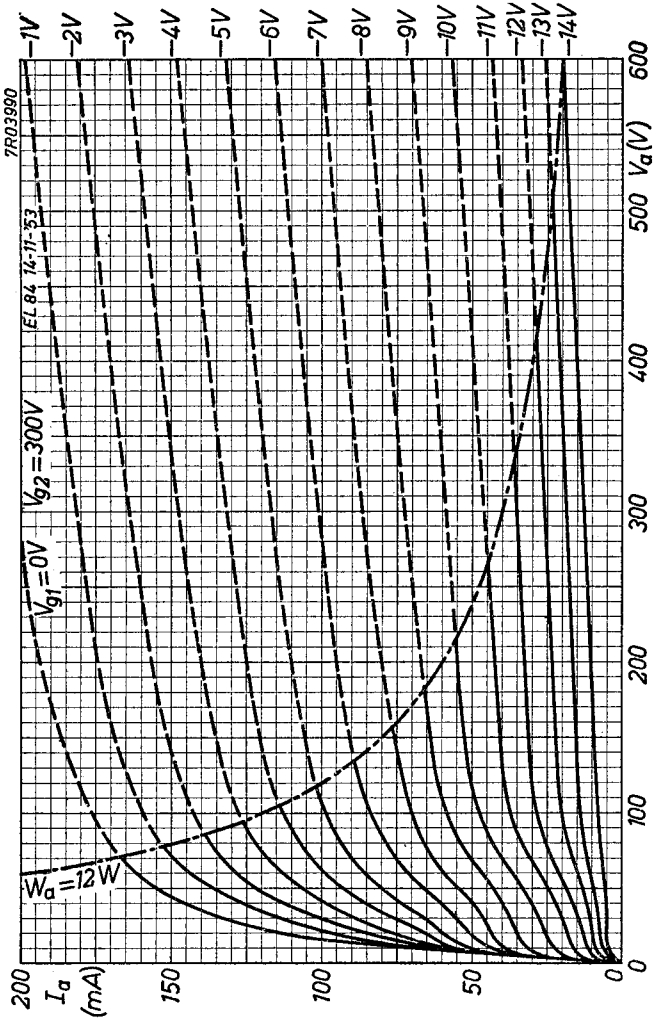
EL 84 11-2-'55



EL 84**PHILIPS****B**

PHILIPS

EL 84

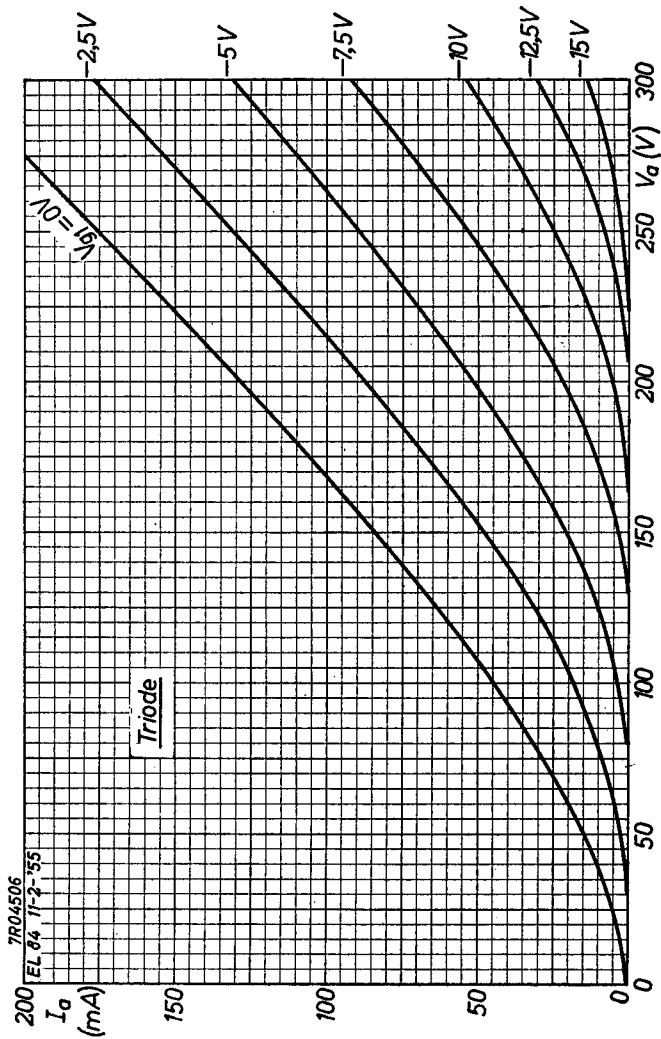


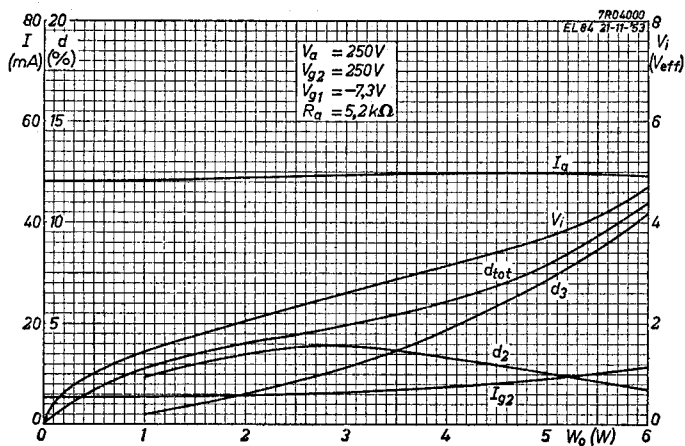
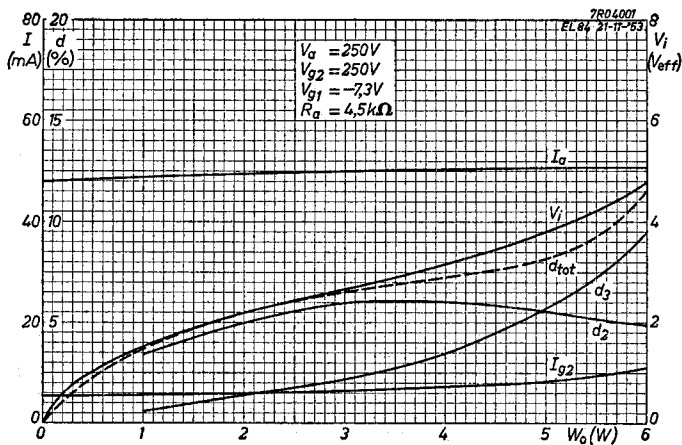
10.10.1957

C

EL 84

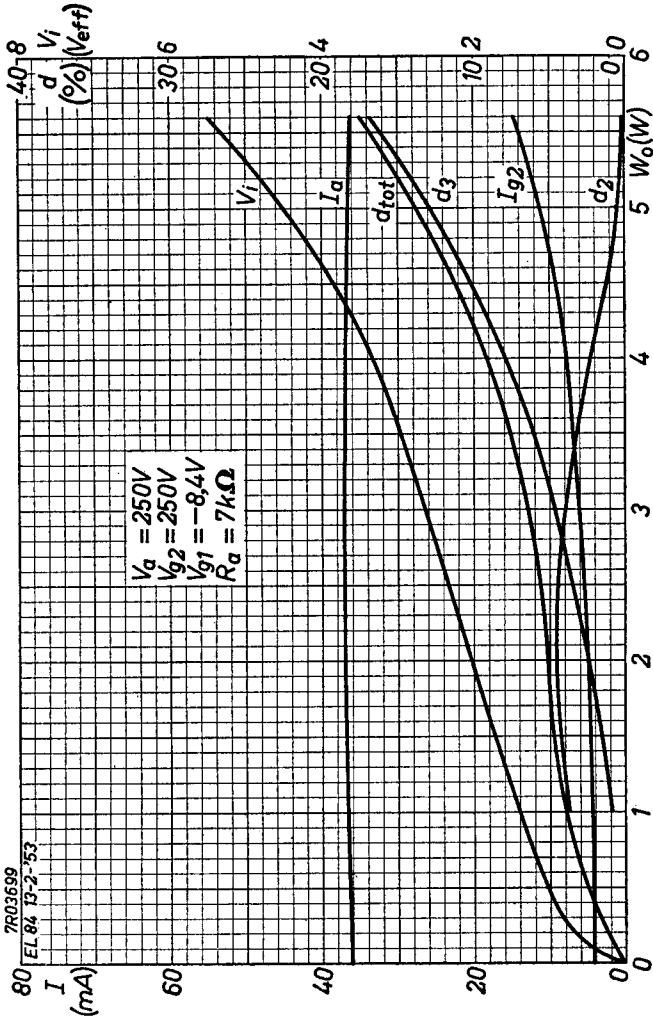
PHILIPS





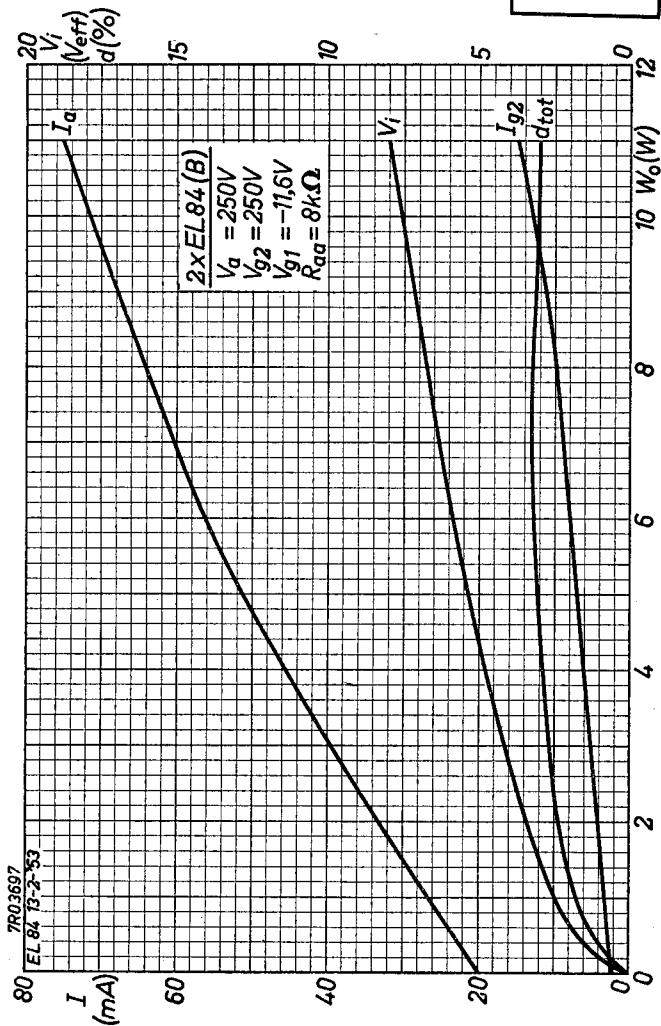
EL 84

PHILIPS



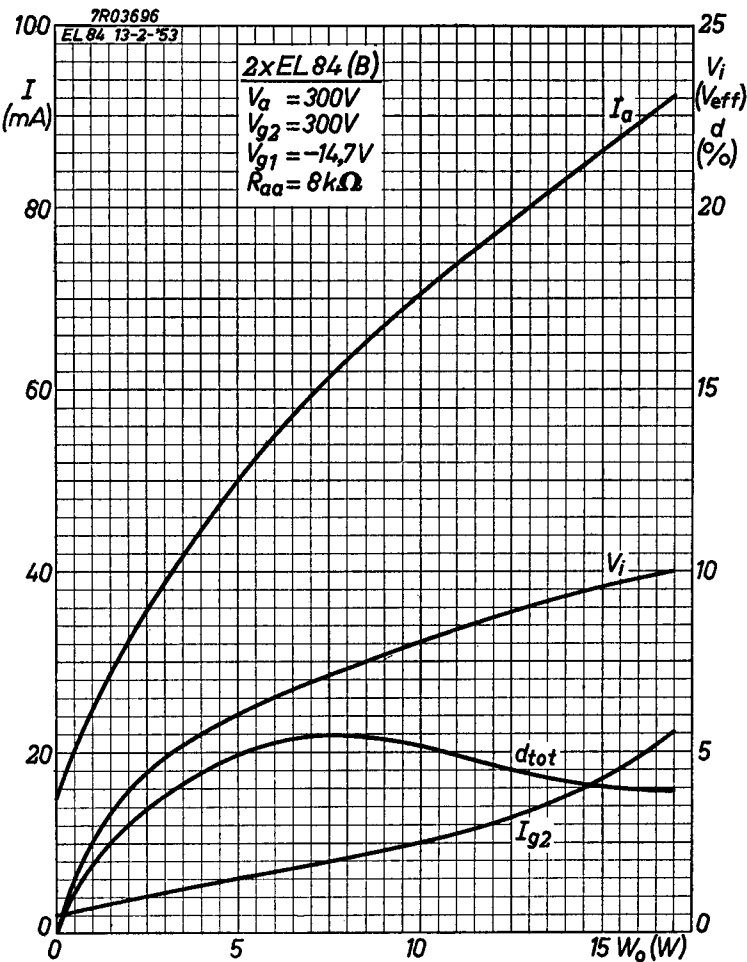
PHILIPS

EL 84



10.10.1957

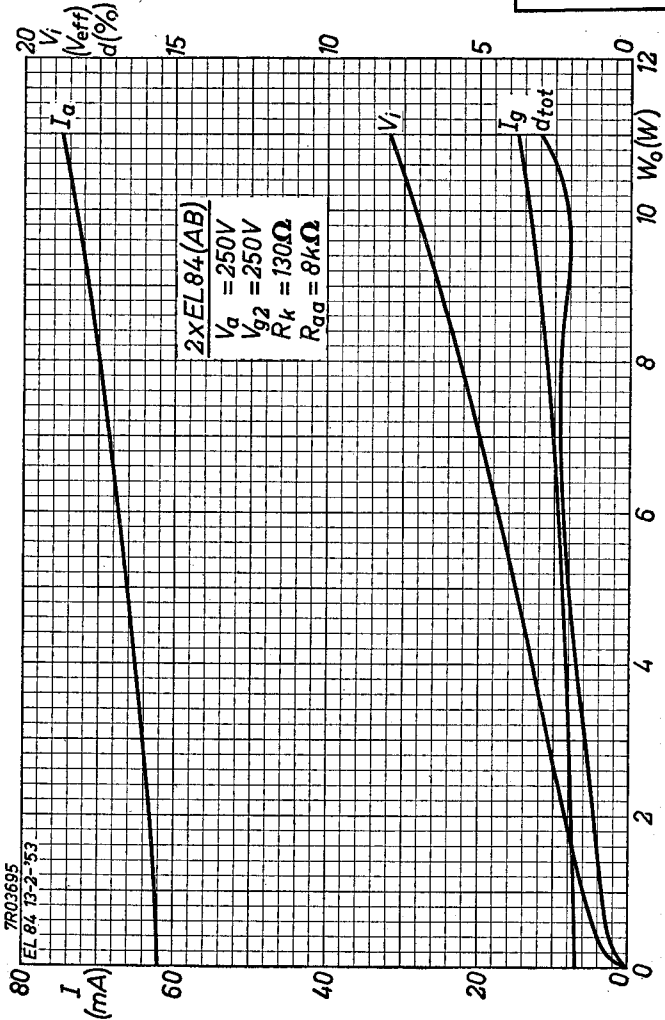
G

EL 84**PHILIPS**

H

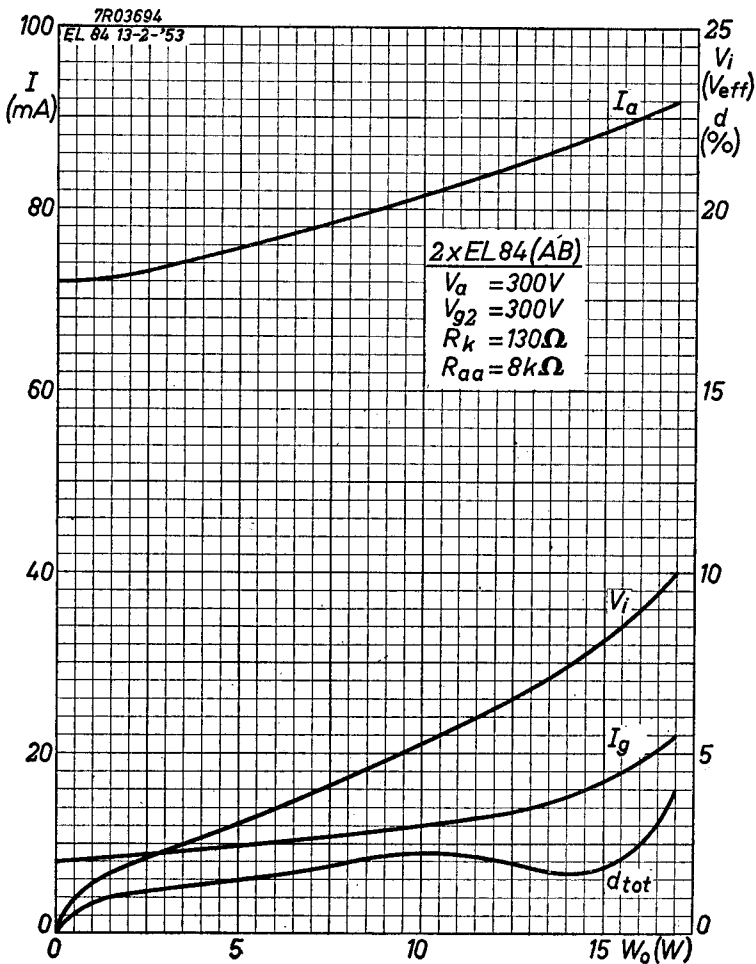
PHILIPS

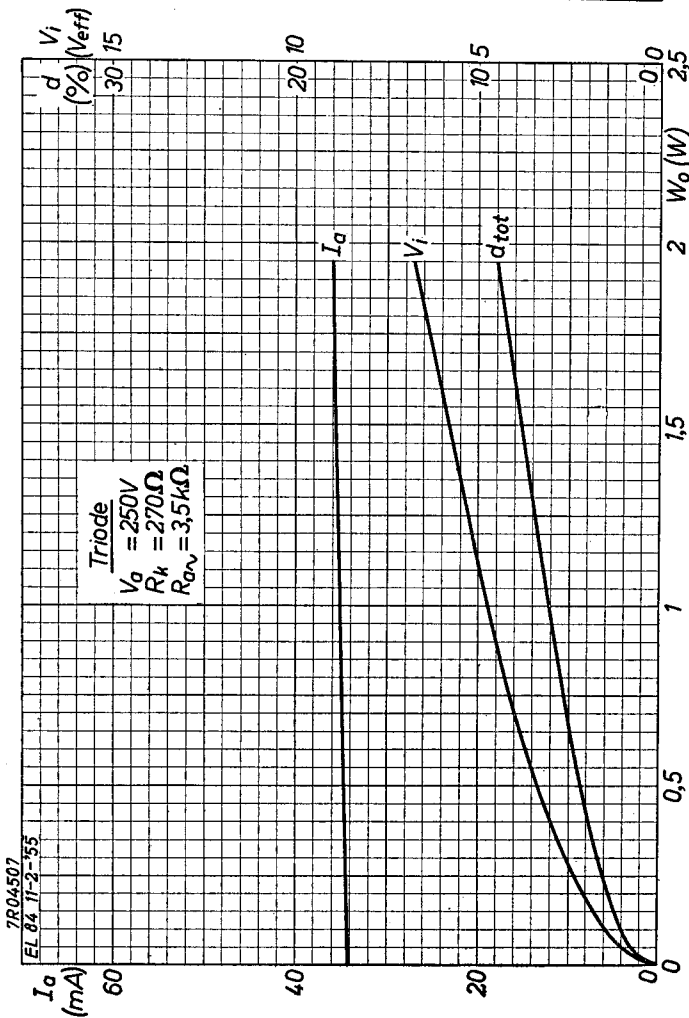
EL 84

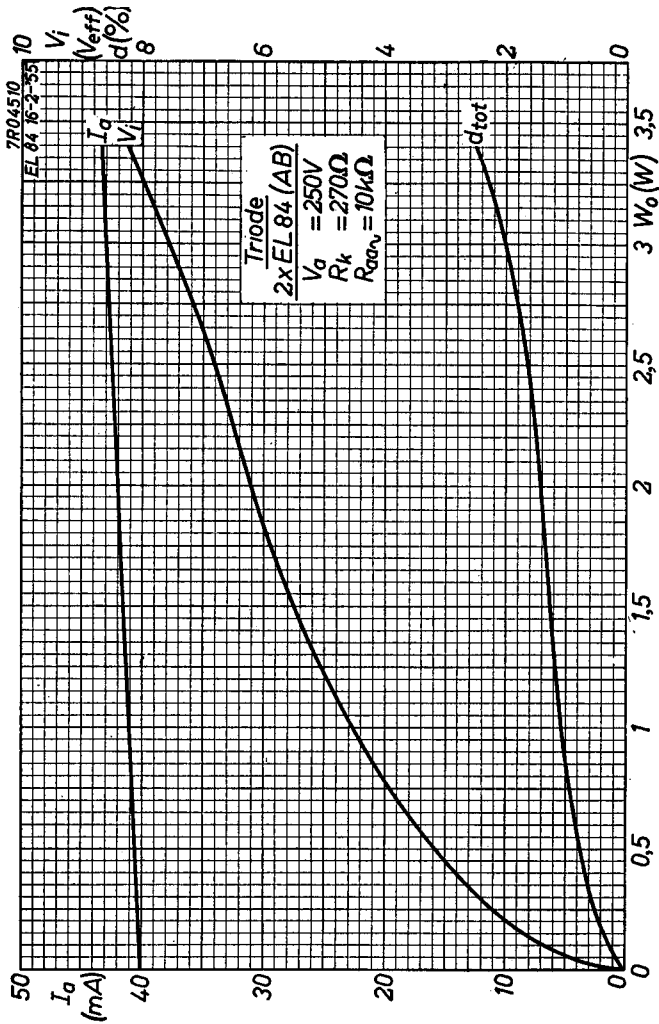


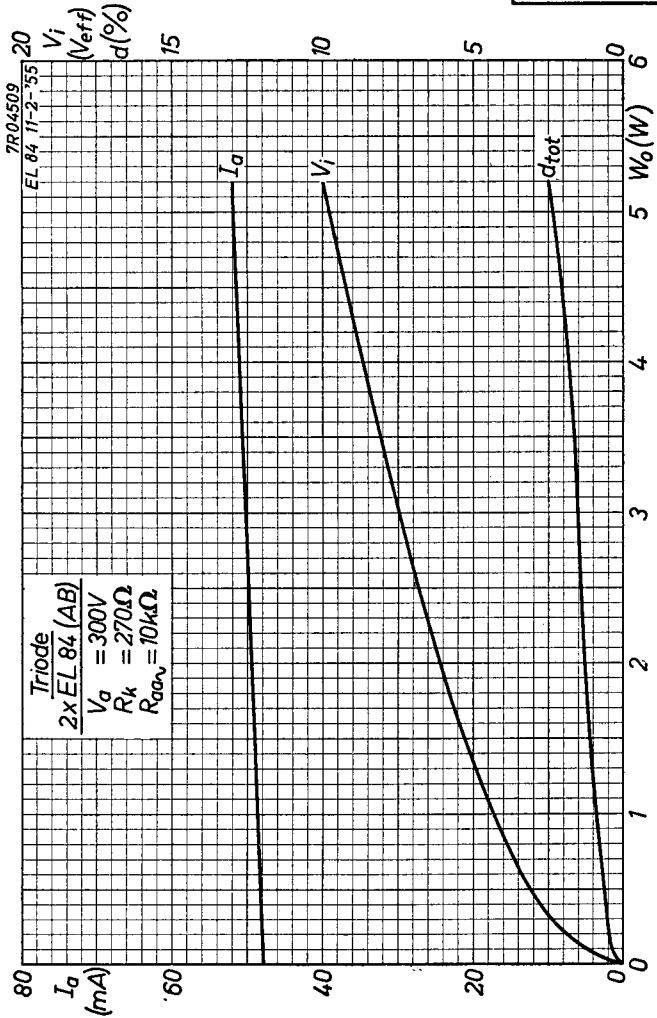
10.10.1957

I

EL 84**PHILIPS**



EL 84**PHILIPS**



PHILIPS

*Electronic
Tube*

HANDBOOK

page	EL84 sheet	date
1	1	1955.03.03
2	2	1955.03.03
3	3	1953.11.11
4	4	1953.11.11
5	5	1955.03.03
6	6	1955.03.03
7	A	1955.03.03
8	B	1955.03.03
9	C	1957.10.10
10	E	1957.10.10
11	E	1957.10.10
12	F	1957.10.10
13	G	1957.10.10
14	H	1957.10.10
15	I	1957.10.10
16	J	1957.10.10
17	K	1957.10.10
18	L	1957.10.10
19	M	1957.10.10



LittleDiode supplies new, hard to find or obsolete electronic components and semiconductors all over the world.

With over two million different components listed you are sure to find the part you need.

Feel free to visit us today at our online store:

LittleDiode.com

Looking forward to providing you with the best possible service.