

# International IOR Rectifier

## 150EBU04

### Ultrafast Soft Recovery Diode

#### Features

- Ultrafast Recovery
- 175°C Operating Junction Temperature

#### Benefits

- Reduced RFI and EMI
- Higher Frequency Operation
- Reduced Snubbing
- Reduced Parts Count

$$t_{rr} = 60\text{ns}$$

$$I_{F(AV)} = 150\text{Amp}$$

$$V_R = 400\text{V}$$

#### Description/Applications

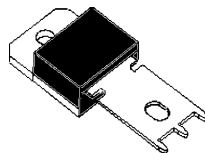
These diodes are optimized to reduce losses and EMI/ RFI in high frequency power conditioning systems. The softness of the recovery eliminates the need for a snubber in most applications. These devices are ideally suited for HF welding, power converters and other applications where switching losses are not significant portion of the total losses.

#### Absolute Maximum Ratings

Parameters	Max	Units
$V_R$ Cathode to Anode Voltage	400	V
$I_{F(AV)}$ Continuous Forward Current, $T_C = 104^\circ\text{C}$	150	A
$I_{FSM}$ Single Pulse Forward Current, $T_C = 25^\circ\text{C}$	1500	
$I_{FRM} \text{ } \textcircled{1}$ Maximum Repetitive Forward Current	300	
$T_J, T_{STG}$ Operating Junction and Storage Temperatures	- 55 to 175	$^\circ\text{C}$

$\textcircled{1}$  Square Wave, 20kHz

#### Case Styles



PowIRtab

**Electrical Characteristics @  $T_J = 25^\circ\text{C}$  (unless otherwise specified)**

Parameters	Min	Typ	Max	Units	Test Conditions
$V_{BR}$ , $V_r$ Breakdown Voltage, Blocking Voltage	400	-	-	V	$I_R = 200\mu\text{A}$
$V_F$ Forward Voltage	-	1.07	1.3	V	$I_F = 150\text{A}$
	-	0.9	1.1	V	$I_F = 150\text{A}$ , $T_J = 175^\circ\text{C}$
	-	0.96	1.17	V	$I_F = 150\text{A}$ , $T_J = 125^\circ\text{C}$
$I_R$ Reverse Leakage Current	-	-	50	$\mu\text{A}$	$V_R = V_R$ Rated
	-	-	4	mA	$T_J = 150^\circ\text{C}$ , $V_R = V_R$ Rated
$C_T$ Junction Capacitance	-	100	-	pF	$V_R = 400\text{V}$
$L_S$ Series Inductance	-	3.5	-	nH	Measured lead to lead 5mm from package body

**Dynamic Recovery Characteristics @  $T_J = 25^\circ\text{C}$  (unless otherwise specified)**

Parameters	Min	Typ	Max	Units	Test Conditions
$t_{rr}$ Reverse Recovery Time	-	-	60	ns	$I_F = 1.0\text{A}$ , $di_F/dt = 200\text{A}/\mu\text{s}$ , $V_R = 30\text{V}$
	-	93	-		$T_J = 25^\circ\text{C}$
	-	172	-		$T_J = 125^\circ\text{C}$
$I_{RRM}$ Peak Recovery Current	-	11	-	A	$T_J = 25^\circ\text{C}$
	-	20	-		$T_J = 125^\circ\text{C}$
$Q_{rr}$ Reverse Recovery Charge	-	490	-	nC	$T_J = 25^\circ\text{C}$
	-	1740	-		$T_J = 125^\circ\text{C}$

**Thermal - Mechanical Characteristics**

Parameters	Min	Typ	Max	Units
$R_{thJC}$ Thermal Resistance, Junction to Case			0.35	K/W
$R_{thCS}$ ② Thermal Resistance, Case to Heatsink		0.2		
Wt Weight			5.02	g
		0.18		(oz)
T Mounting Torque	1.2		2.4	N * m
	10		20	lbf.in

② Mounting Surface, Flat, Smooth and Greased

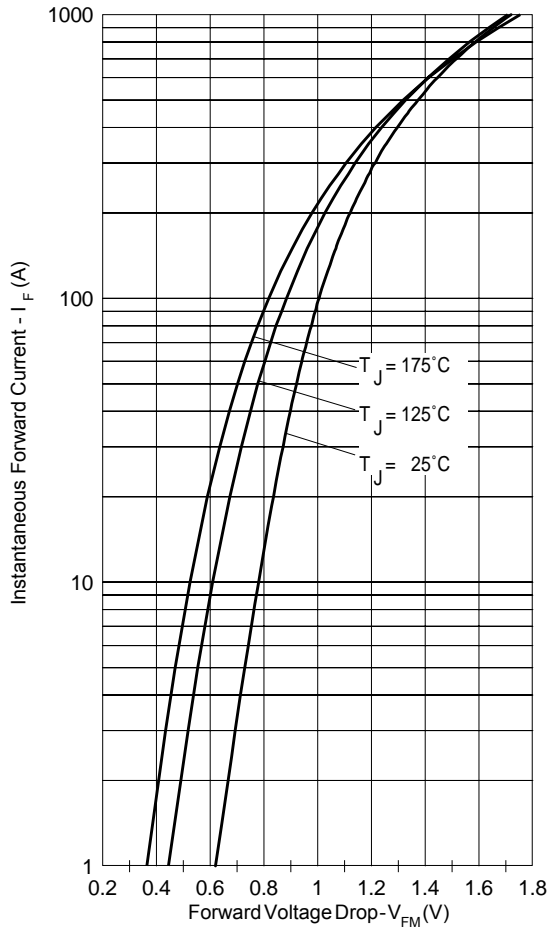


Fig. 1 - Typical Forward Voltage Drop Characteristics

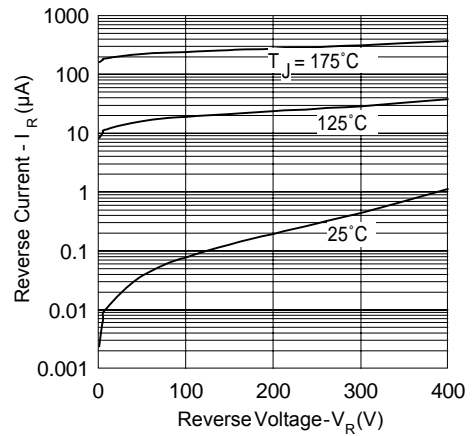


Fig. 2 - Typical Values Of Reverse Current Vs. Reverse Voltage

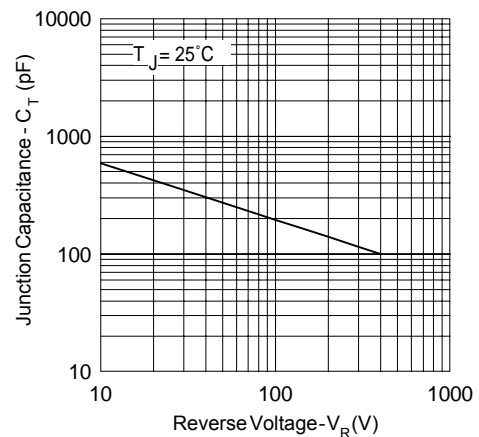


Fig. 3 - Typical Junction Capacitance Vs. Reverse Voltage

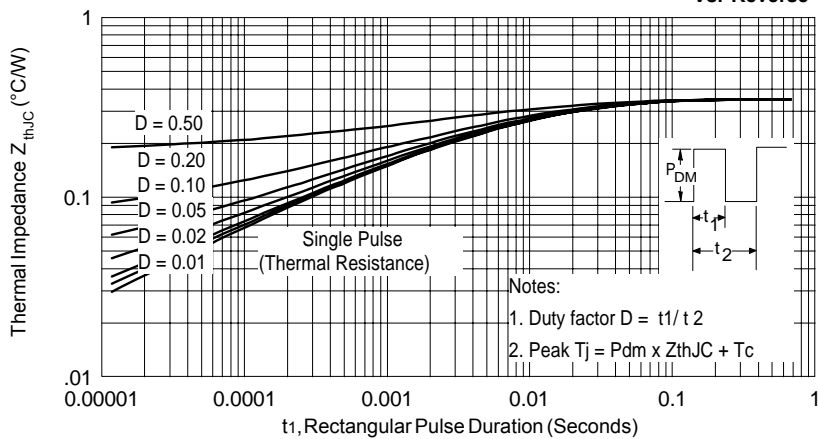


Fig. 4 - Max. Thermal Impedance  $Z_{thJC}$  Characteristics

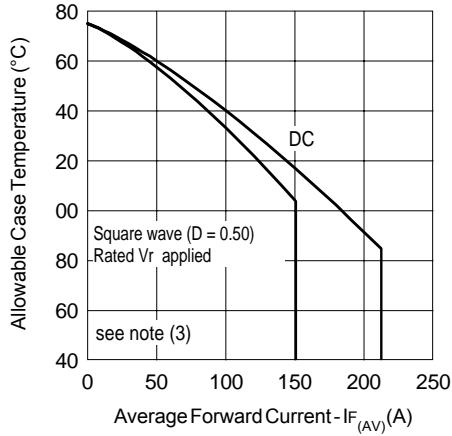


Fig. 5 - Max. Allowable Case Temperature Vs. Average Forward Current

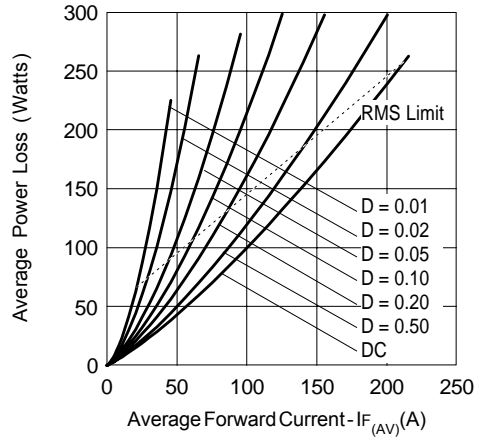


Fig. 6 - Forward Power Loss Characteristics

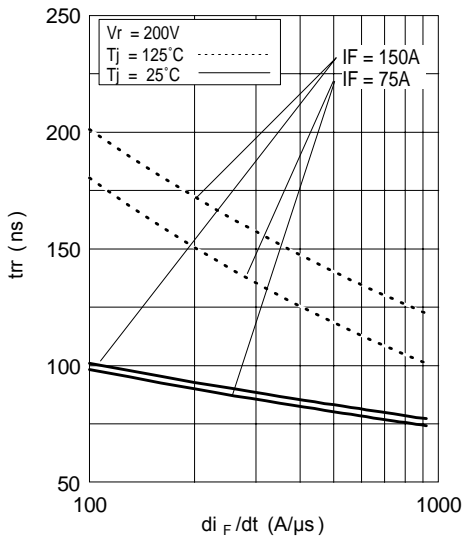


Fig. 7 - Typical Reverse Recovery time vs.  $di_F/dt$

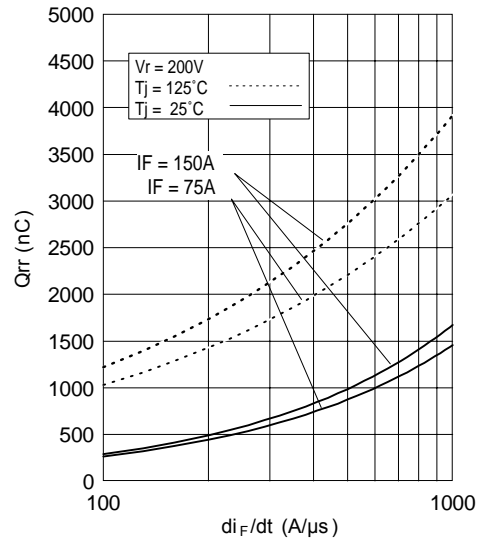
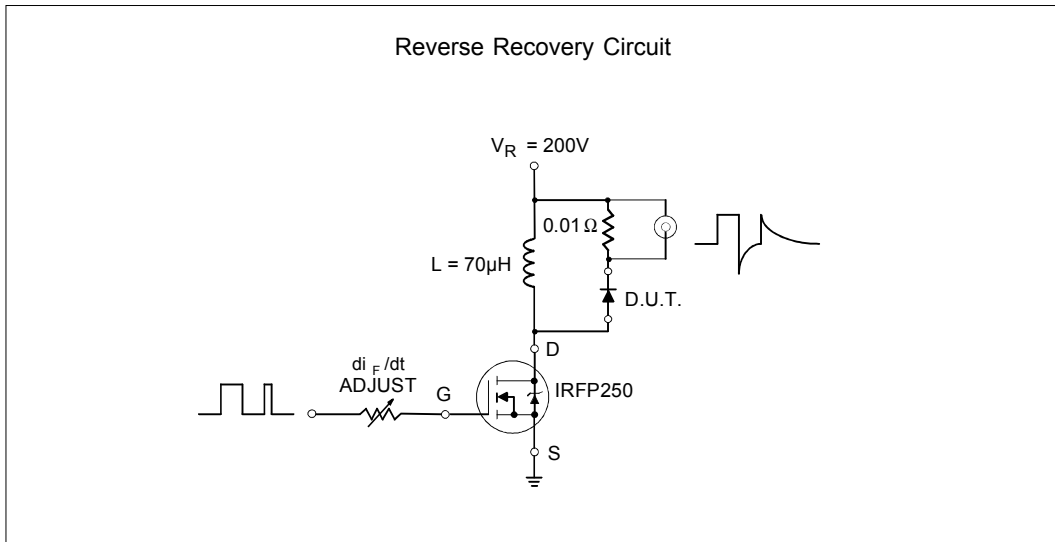
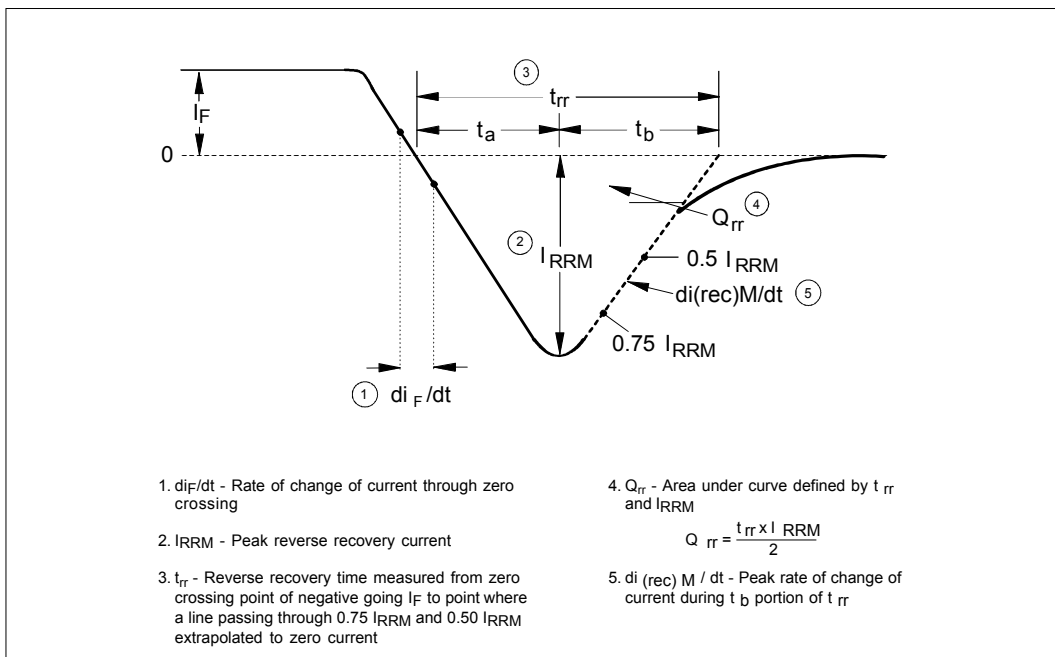


Fig. 8 - Typical Stored Charge vs.  $di_F/dt$

(3) Formula used:  $T_C = T_J - (Pd + Pd_{REV}) \times R_{thJC}$ ;  
 $Pd = \text{Forward Power Loss} = I_{F(AV)} \times V_{FM} @ (I_{F(AV)} / D)$  (see Fig. 6);  
 $Pd_{REV} = \text{Inverse Power Loss} = V_{R1} \times I_{R1} (1 - D)$ ;  $I_{R1} @ V_{R1} = \text{rated } V_R$

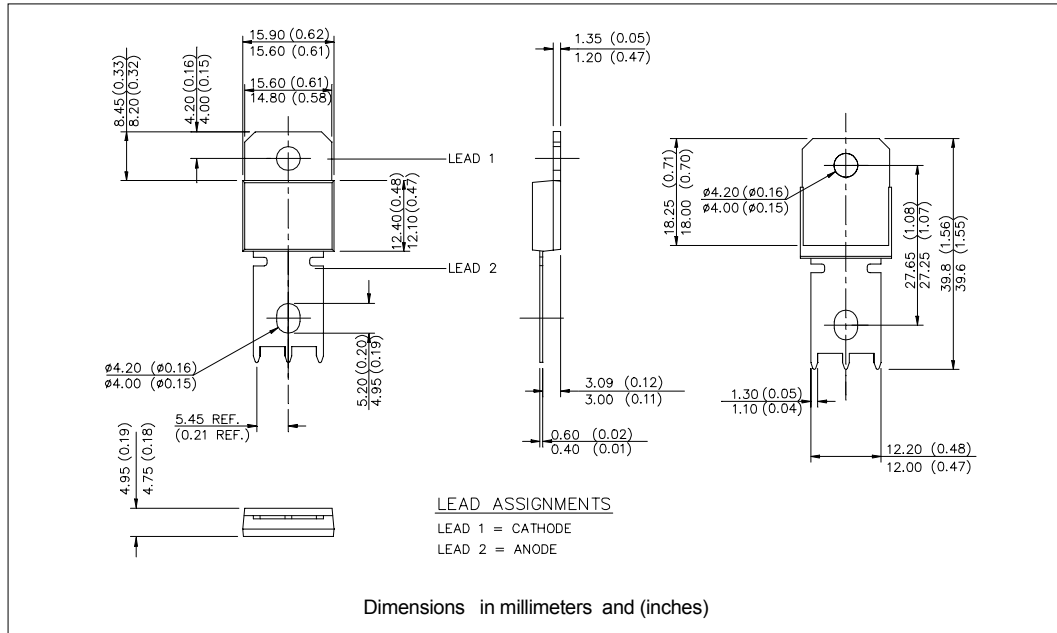


**Fig. 9- Reverse Recovery Parameter Test Circuit**



**Fig. 10 - Reverse Recovery Waveform and Definitions**

Outline Table



Ordering Information Table

Device Code				
<b>150</b>	<b>E</b>	<b>B</b>	<b>U</b>	<b>04</b>
①	②	③	④	⑤
<b>1</b>	-	Current Rating	(150 = 150A)	
<b>2</b>	-	Single Diode		
<b>3</b>	-	Pow/Rtab	(Ultrafast/ Hyperfast only)	
<b>4</b>	-	Ultrafast Recovery		
<b>5</b>	-	Voltage Rating	(04 = 400V)	



LittleDiode supplies new, hard to find or obsolete electronic components and semiconductors all over the world.

With over two million different components listed you are sure to find the part you need.

Feel free to visit us today at our online store:

[LittleDiode.com](http://LittleDiode.com)

Looking forward to providing you with the best possible service.