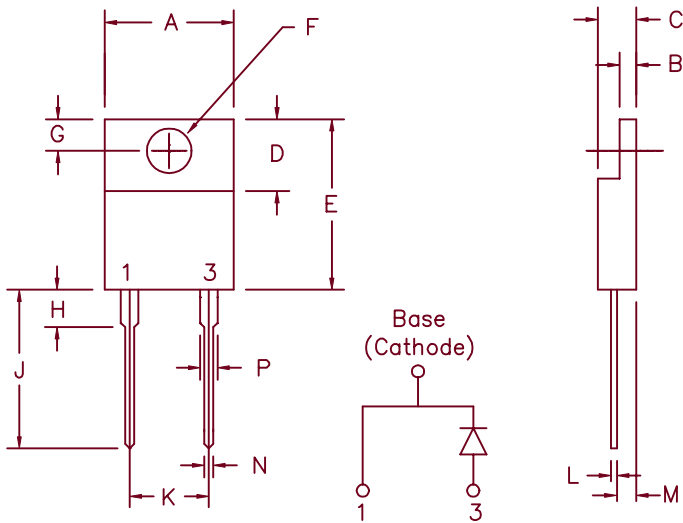


20 Amp Schottky OR'ing Rectifier MS2015



Dim.	Inches		Millimeter		Notes
	Minimum	Maximum	Minimum	Maximum	
A	.390	.415	9.91	10.54	
B	.045	.055	1.14	1.40	
C	.180	.190	4.57	4.83	
D	.245	.260	6.22	6.60	
E	.550	.650	13.97	16.51	
F	.139	.155	3.53	3.94	Dia.
G	.100	.120	2.54	3.05	
H	---	.250	---	6.35	
J	.500	.580	12.70	14.73	
K	.190	.210	4.83	5.33	
L	.014	.025	0.35	0.63	
M	.080	.115	2.03	2.92	
N	.028	.038	0.71	0.96	
P	.045	.055	1.14	1.40	

Similar to TO-220AC

Microsemi Catalog Number	Industry Part Number	Working Peak Reverse Voltage	Repetitive Peak Reverse Voltage
MS2015	19TQ015 20L15T STPS20L15D	15V	15V

- Schottky barrier rectifier
- $V_f @ 20A, 125^\circ C = 0.29V$
- High surge capacity
- $125^\circ C$ Junction temperature
- Guard ring reverse protection

Electrical Characteristics

Average Forward Current	$I_F(AV)$ 20 Amps	$T_C = 105^\circ C$
Maximum Surge Current	I_{FSM} 250 Amps	8.3ms, half sine
Max. Repetitive Reverse Current	$I_R(OV)$ 2 Amps	$f = 1KHZ, 25^\circ C, 1\mu s$ square wave
Max. Peak Forward Voltage	V_{FM} .40 Volts	$I_{FM} = 20A, T_J = 25^\circ C^*$
Typ. Peak Forward Voltage	V_{FM} .29 Volts	$I_{FM} = 20A, T_J = 125^\circ C^*$
Max. Peak Reverse Current	I_{RM} 8 mA	$V_{RRM}, T_J = 25^\circ C$
Typ. Peak Reverse Current	I_{RM} 320 mA	$V_{RRM}, T_J = 100^\circ C^*$
Typ. Peak Reverse Current	I_{RM} 175 mA	$V_R = 5.0V, T_J = 100^\circ C^*$
Typical Junction Capacitance	C_J 1550 pF	$V_R = 5.0V, T_J = 25^\circ C$

*Pulse test: Pulse width 300 μ sec Duty cycle 2%

Thermal and Mechanical Characteristics

Storage temp range	T_{STG}	$-55^\circ C$ to $150^\circ C$
Operating junction temp range	T_J	$-55^\circ C$ to $125^\circ C$
Max. thermal resistance	$R_{\theta JC}$	$1.5^\circ C/W$
Mounting torque		8-12 inch pounds (6-32 screw)
Weight		.08 ounces (2.3 grams) typical

MS2015

Figure 1
Typical Forward Characteristics

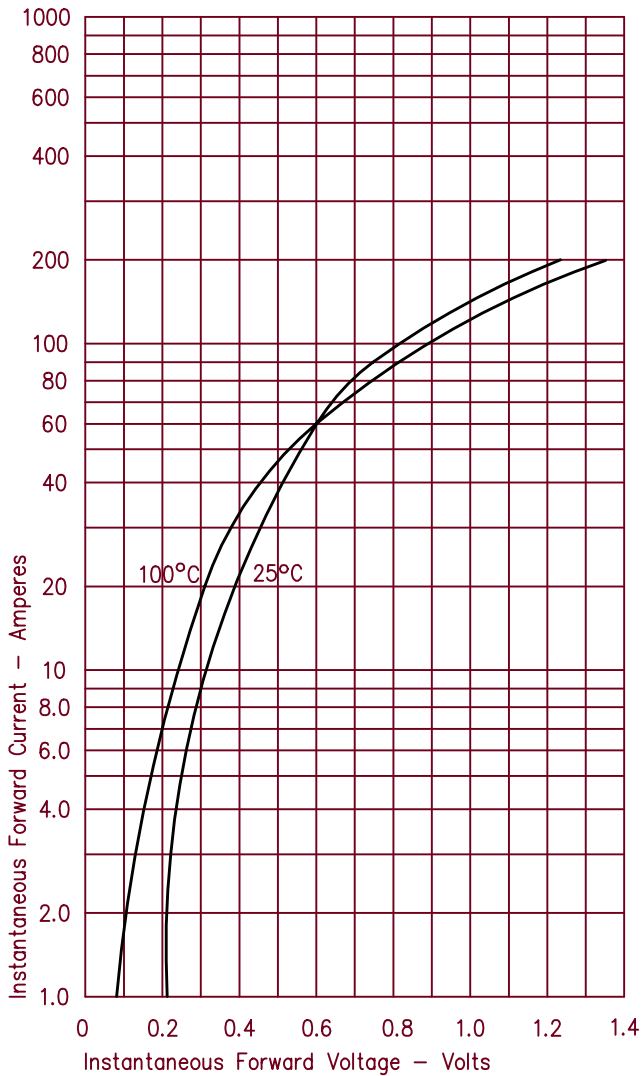


Figure 3
Typical Junction Capacitance

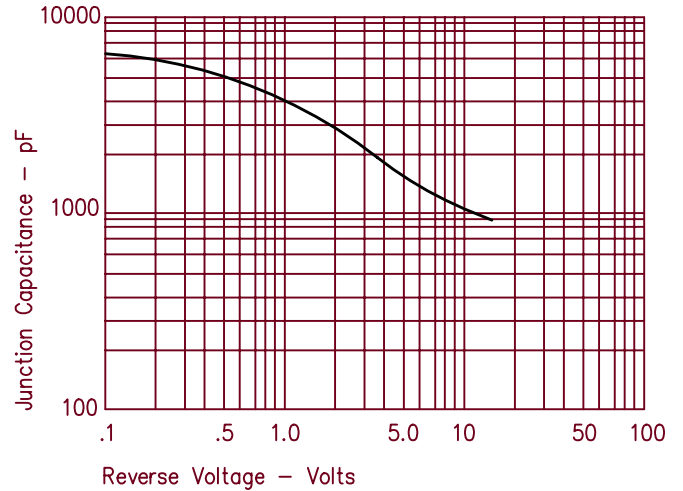


Figure 4
Forward Current Derating

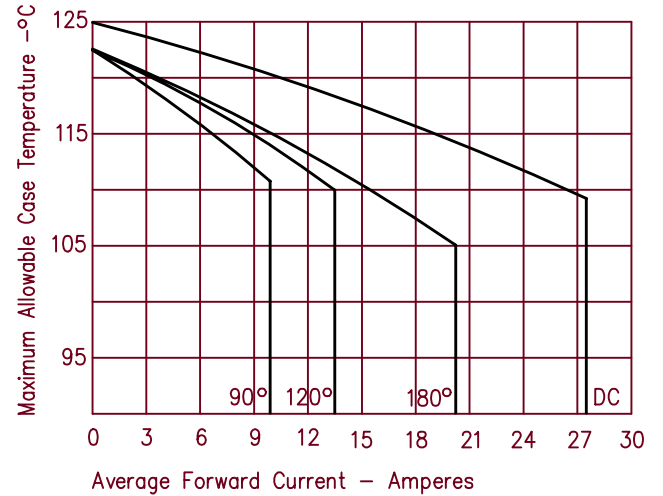


Figure 2
Typical Reverse Characteristics

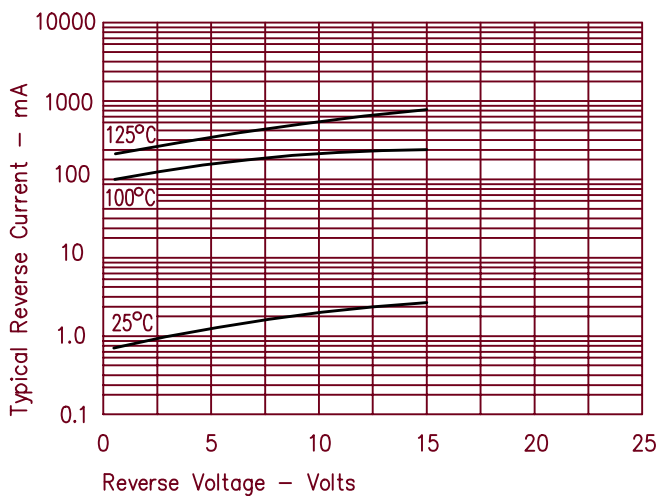
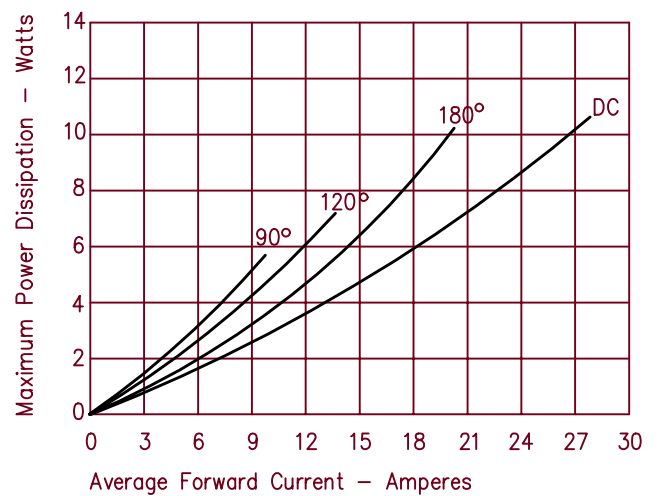


Figure 5
Maximum Forward Power Dissipation





LittleDiode supplies new, hard to find or obsolete electronic components and semiconductors all over the world.

With over two million different components listed you are sure to find the part you need.

Feel free to visit us today at our online store:

LittleDiode.com

Looking forward to providing you with the best possible service.