

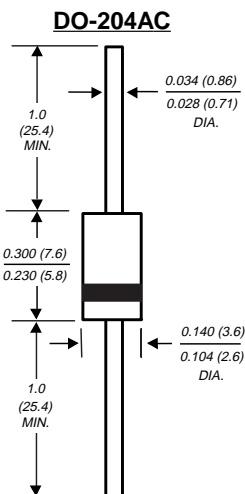
1N4383GP THRU 1N4385GP 1N4585GP AND 1N4586GP

GLASS PASSIVATED JUNCTION RECTIFIER

Reverse Voltage - 200 to 1000 Volts

Forward Current - 1.0 Ampere

PATENTED *



Dimensions in inches and (millimeters)

* Glass-plastic encapsulation technique is covered by Patent No. 3,996,602 and brazed lead assembly by Patent No. 3,930,306



FEATURES

- ◆ Plastic package has Underwriters Laboratory Flammability Classification 94V-0
- ◆ High temperature metallurgically bonded construction
- ◆ Glass passivated cavity-free junction
- ◆ Capable of meeting environmental standards of MIL-S-19500
- ◆ 1.0 Ampere operation at $T_A=100^\circ\text{C}$ with no thermal runaway
- ◆ High temperature soldering guaranteed: $350^\circ\text{C}/10$ seconds, 0.375" (9.5mm) lead length, 5 lbs. (2.3kg) tension



MECHANICAL DATA

Case: JEDEC DO-204AC molded plastic over glass body
Terminals: Plated axial leads, solderable per MIL-STD-750, Method 2026
Polarity: Color band denotes cathode end
Mounting Position: Any
Weight: 0.015 ounce, 0.4 gram

MAXIMUM RATINGS AND ELECTRICAL CHARACTERISTICS

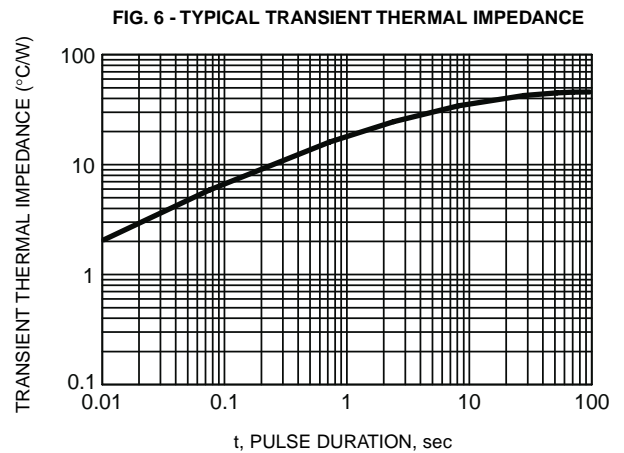
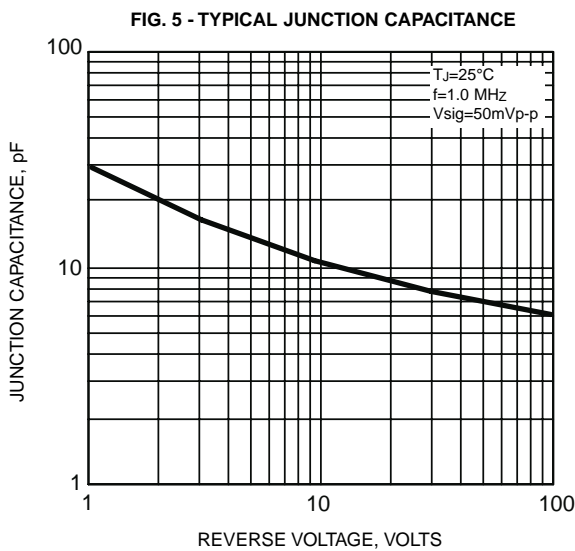
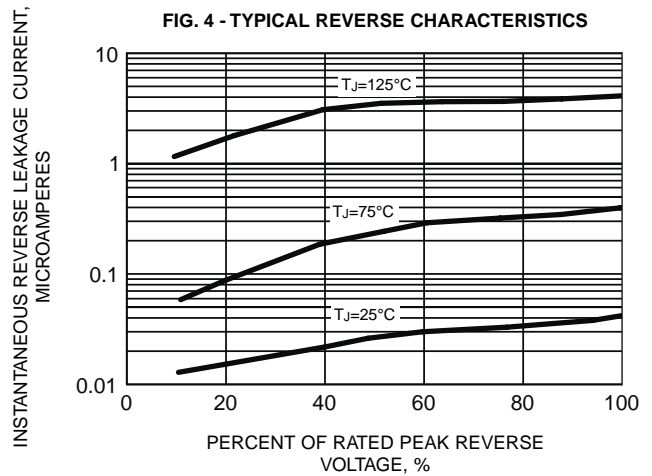
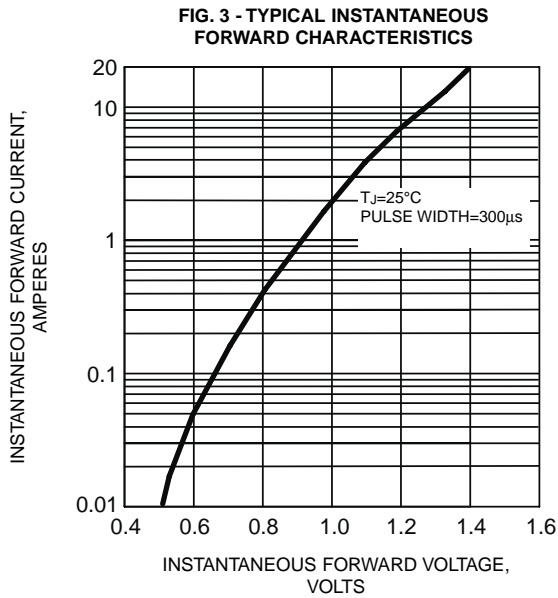
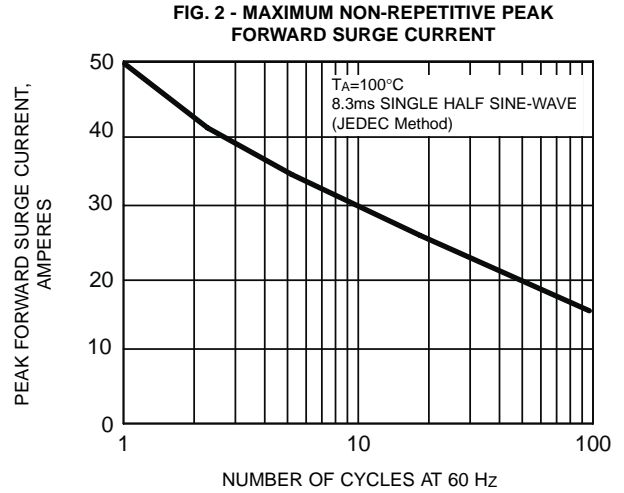
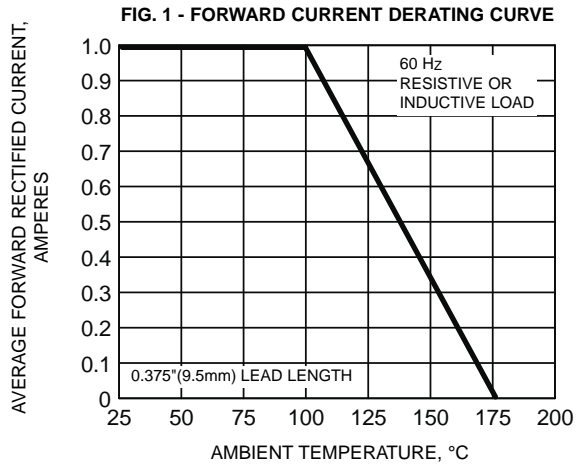
Ratings at 25°C ambient temperature unless otherwise specified.

	SYMBOLS	1N 4383GP	1N 4384GP	1N 4385GP	1N 4585GP	1N 4586GP	UNITS
* Maximum repetitive peak reverse voltage	V_{RRM}	200	400	600	800	1000	Volts
* Maximum RMS voltage	V_{RMS}	140	280	420	560	700	Volts
* Maximum DC blocking voltage	V_{DC}	200	400	600	800	1000	Volts
* Maximum average forward rectified current 0.375" (9.5mm) lead length at $T_A=100^\circ\text{C}$	$I_{(AV)}$	1.0					Amp
* Peak forward surge current 8.3ms single half sine-wave superimposed on rated load (JEDEC Method) at $T_A=100^\circ\text{C}$	I_{FSM}	50.0					Amps
Maximum instantaneous forward voltage at 1.0A	V_F	1.0					Volts
Maximum DC reverse current at rated DC blocking voltage	I_R	$T_A=25^\circ\text{C}$: 5.0 $T_A=150^\circ\text{C}$: 250.0					μA
* Typical reverse recovery time (NOTE 1)	t_{rr}	2.0					μs
Maximum full load reverse current full cycle average at 0.375" (9.5mm) lead length at $T_A=100^\circ\text{C}$	$I_{R(AV)}$	275	250	225	200	200	μA
Typical junction capacitance (NOTE 2)	C_J	15.0					pF
Typical thermal resistance (NOTE 3)	$R_{\theta JA}$	45.0					$^\circ\text{C}/\text{W}$
* Operating junction and storage temperature range	T_J, T_{STG}	-65 to +175					$^\circ\text{C}$

NOTES:

- (1) Reverse recovery test conditions: $I_F=0.5\text{A}$, $I_R=1.0\text{A}$, $I_{rr}=0.25\text{A}$
 - (2) Measured at 1.0 MHz and applied reverse voltage of 4.0 Volts
 - (3) Thermal resistance from junction to ambient at 0.375" (9.5mm) lead length, P.C.B. mounted
- * JEDEC registered values

RATINGS AND CHARACTERISTIC CURVES 1N4383GP THRU 1N4385GP, 1N4585GP AND 1N4586GP





LittleDiode supplies new, hard to find or obsolete electronic components and semiconductors all over the world.

With over two million different components listed you are sure to find the part you need.

Feel free to visit us today at our online store:

LittleDiode.com

Looking forward to providing you with the best possible service.