

- AVAILABLE IN JAN, JANTX, AND JANTXV
PER MIL-PRF-19500/240
- SILICON RECTIFIER
- METALLURGICALLY BONDED

1N645-1

MAXIMUM RATINGS

Operating Temperature: -65°C to +175°C
 Storage Temperature: -65°C to +175°C
 Operating Current: 400 mA @ 25°C
 150 mA @ 150°C
 Derating: 2.0 mA/°C From 25°C to 150°C
 6.0 mA/°C From 150°C to 175°C

ELECTRICAL CHARACTERISTICS @ 25°C, unless otherwise specified

TYPE	V _{RSM}	V _{RWM}	I _{FSM} T _P = 1/120 s T _A = 25°C	V _F @400mA	CAP @ V _R = 4V
	V (pk)	V (pk)	A	V _{DC}	pF
1N645-1	270	225	5	0.8 - 1.0	20

TYPE	I _{R1} at V _{RWM} T _A = 25°C	I _{R2} at V _{RWM} T _A = 150°C	I _{R3} at V _{RSM} T _A = 25°C
	μA	μA	μA
1N645-1	0.05	25	50

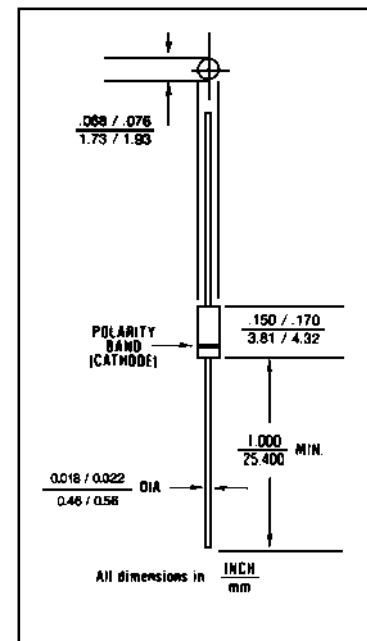


FIGURE 1

DESIGN DATA

CASE: Hermetically sealed glass case. DO – 35 outline.

LEAD MATERIAL: Copper clad steel.

LEAD FINISH: Tin / Lead

THERMAL RESISTANCE: (R_{ΘJEC}): 250 °C/W maximum

THERMAL IMPEDANCE: (Z_{ΘJX}): 35 °C/W maximum

POLARITY: Cathode end is banded.

MOUNTING POSITION: ANY.



COMPENSATED DEVICES INCORPORATED

22 COREY STREET, MELROSE, MASSACHUSETTS 02176
 PHONE (781) 665-1071 FAX (781) 665-7379
 WEBSITE: <http://www.cdi-diodes.com> E-mail: mail@cdi-diodes.com

IN645-1

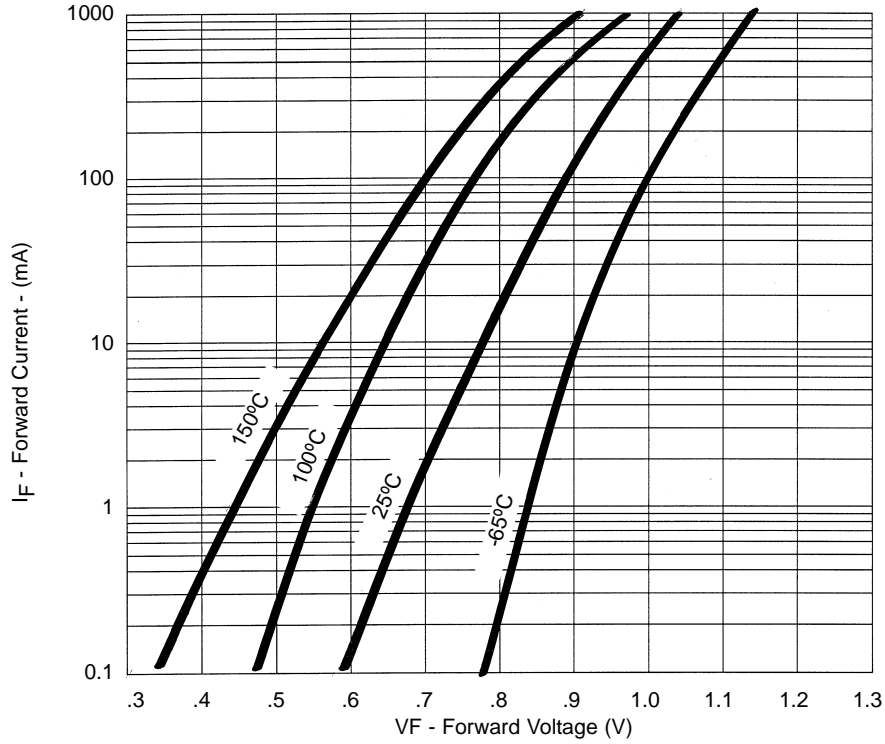
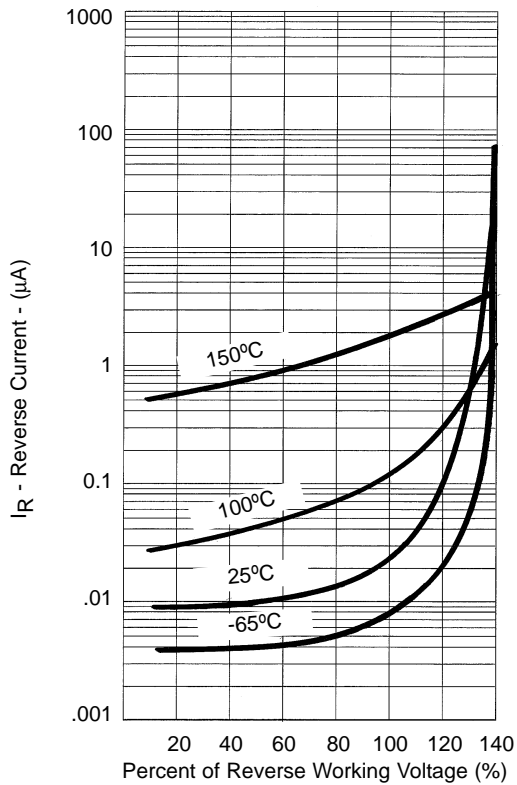


FIGURE 2
Typical Forward Current
vs Forward Voltage



NOTE : All temperatures shown on graphs are junction temperatures

FIGURE 3
Typical Reverse Current
vs Reverse Voltage



LittleDiode supplies new, hard to find or obsolete electronic components and semiconductors all over the world.

With over two million different components listed you are sure to find the part you need.

Feel free to visit us today at our online store:

LittleDiode.com

Looking forward to providing you with the best possible service.