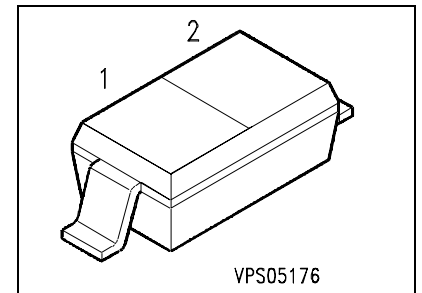


Silicon PIN Diode

- High voltage current controlled
RF resistor for RF attenuator and switches
- Frequency range above 1 MHz
- Low resistance and short carrier lifetime
- For frequencies up to 3 GHz



Type	Marking	Ordering Code (tape and reel)	Pin Configuration		Package ¹⁾
			1	2	
BAR 64-03W	2	Q62702-A1045	C	A	SOD-323

Maximum Ratings per Diode

Parameter	Symbol	BAR 64-03W	Unit
Reverse voltage	V_R	200	V
Forward current	I_F	100	mA
Total Power dissipation $T_S \leq 25^\circ\text{C}$	P_{tot}	250	mW
Junction temperature	T_j	150	$^\circ\text{C}$
Operating temperature range	T_{op}	-55 +150 $^\circ\text{C}$	$^\circ\text{C}$
Storage temperature range	T_{stg}	-55...+150 $^\circ\text{C}$	$^\circ\text{C}$

Thermal Resistance

Junction-ambient ¹⁾	$R_{th JA}$	≤ 450	K/W
--------------------------------	-------------	------------	-----

¹⁾Package mounted on alumina 15mm x 16.7mm x 0.7mm

Electrical Characteristics

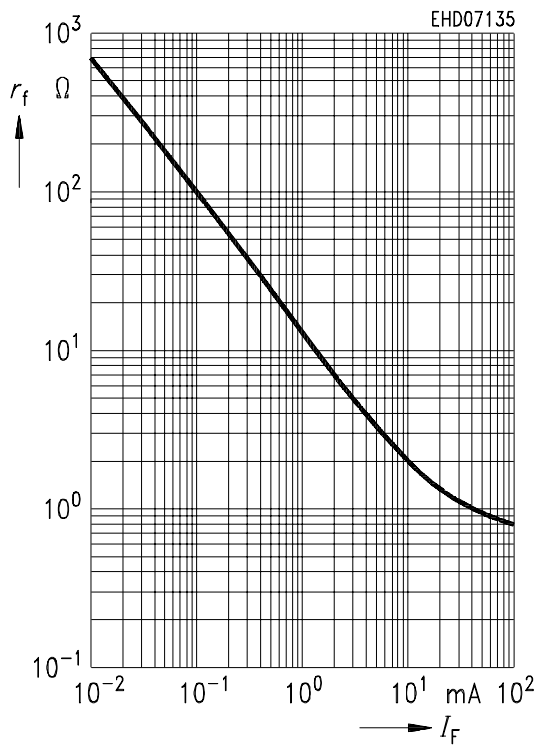
at $T_A = 25\text{ °C}$, unless otherwise specified.

Parameter	Symbol	Value			Unit
		min.	typ.	max.	

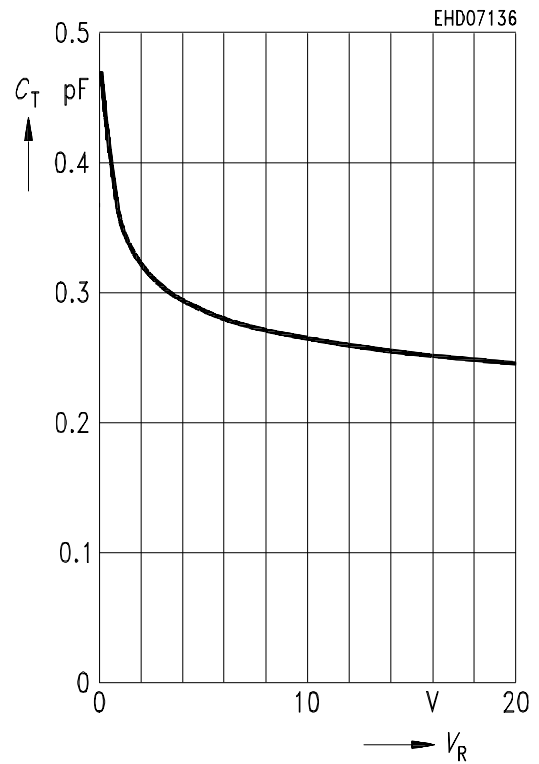
DC Characteristics per Diode

Breakdown voltage $I_R = 5\text{ }\mu\text{A}$	$V_{(BR)}$	200	-	-	V
Forward voltage $I_F = 50\text{ mA}$	V_F	-	-	1.1	V
Diode capacitance $V_R = 20\text{ V}$, $f = 1\text{ MHz}$	C_T	-	0.23	0.35	pF
Forward resistance $I_F = 1\text{ mA}$, $f = 100\text{ MHz}$ $I_F = 10\text{ mA}$, $f = 100\text{ MHz}$ $I_F = 100\text{ mA}$, $f = 100\text{ MHz}$	r_f	- --	12.5 2.1 0.85	20 3.8 1.35	Ω
Charge carrier lifetime $I_F = 10\text{ mA}$, $I_R = 6\text{ mA}$, $I_R = 3\text{ mA}$	τ_L	-	1.55	-	μs
Series inductance	L_s	-	2.0	-	nH

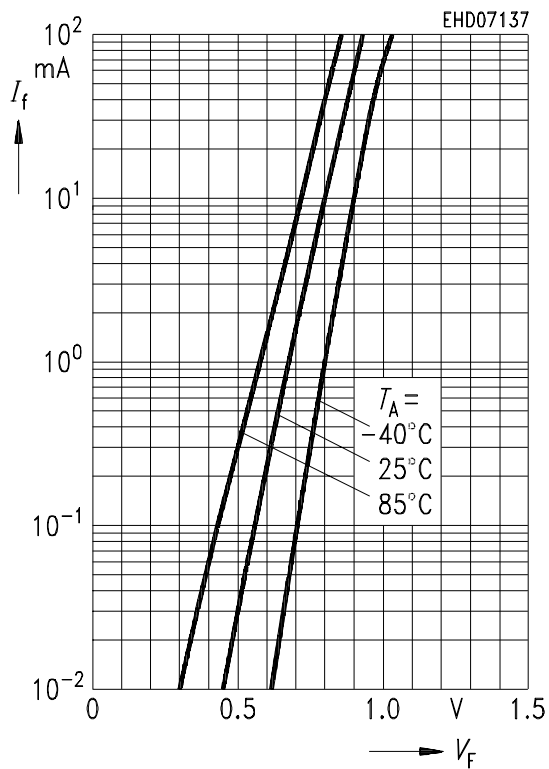
Forward resistance $r_f = f(I_F)$
 $f = 100 \text{ MHz}$



Diode capacitance $C_T = f(V_R)$
 $f = 1 \text{ MHz}$.



Forward current $I_F = f(V_F)$





LittleDiode supplies new, hard to find or obsolete electronic components and semiconductors all over the world.

With over two million different components listed you are sure to find the part you need.

Feel free to visit us today at our online store:

LittleDiode.com

Looking forward to providing you with the best possible service.