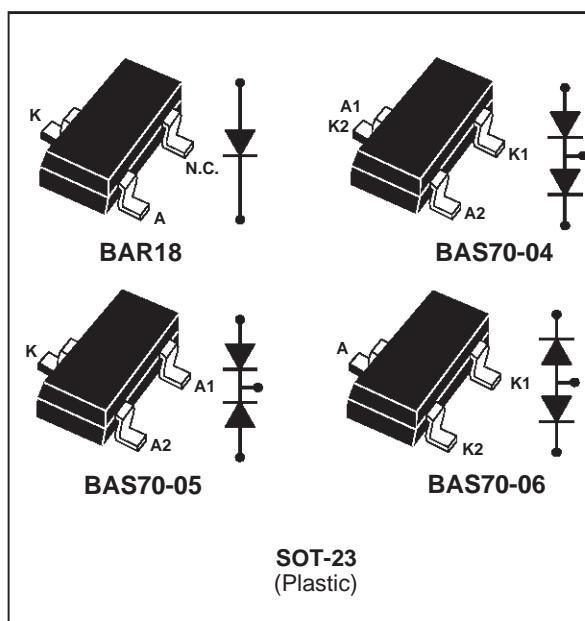


SMALL SIGNAL SCHOTTKY DIODES



DESCRIPTION

Low turn-on and high breakdown voltage diodes in - tended for ultrafast switching and UHF detectors in hybrid micro circuits.

ABSOLUTE RATINGS (limiting values)

| Symbol | Parameter | Value | Unit |
|-----------|--|--------------------------------|-------------|
| V_{RRM} | Repetitive peak reverse voltage | 70 | V |
| I_F | Continuous forward current | 70 | mA |
| P_{tot} | Power dissipation (note 1) | $T_{amb} = 25^{\circ}C$ 250 | mW |
| T_{stg} | Maximum storage temperature range | - 65 to +150 | $^{\circ}C$ |
| T_j | Maximum operating junction temperature * | 150 | $^{\circ}C$ |
| T_L | Maximum temperature for soldering during 10s | 260 | $^{\circ}C$ |

Note 1: for double diodes, P_{tot} is the total dissipation of both diodes

$$* : \frac{dP_{tot}}{dT_j} < \frac{1}{R_{th(j-a)}} \text{ thermal runaway condition for a diode on its own heatsink}$$

THERMAL RESISTANCE

| Symbol | Parameter | Value | Unit |
|---------------|-------------------------|-------|---------------|
| $R_{th(j-a)}$ | Junction to ambient (*) | 500 | $^{\circ}C/W$ |

(*) Mounted on epoxy board with recommended pad layout.

ELECTRICAL CHARACTERISTICS

STATIC CHARACTERISTICS

| Symbol | Test Conditions | Min. | Typ. | Max. | Unit |
|------------|--|------|------|------|------|
| V_{BR} | $T_j = 25^\circ\text{C}$ $I_R = 10\mu\text{A}$ | 70 | | | V |
| V_F^* | $T_j = 25^\circ\text{C}$ $I_F = 1\text{mA}$ | | | 410 | mV |
| I_R^{**} | $T_j = 25^\circ\text{C}$ $V_R = 50\text{V}$ | | | 200 | nA |

Pulse test: * $t_p = 380\mu\text{s}$, $\delta < 2\%$
 ** $t_p = 5\text{ms}$, $\delta < 2\%$

DYNAMIC CHARACTERISTICS

| Symbol | Test Conditions | Min. | Typ. | Max. | Unit |
|----------|--|------|------|------|------|
| C | $T_j = 25^\circ\text{C}$ $V_R = 0\text{V}$ $F = 1\text{MHz}$ | | | 2 | pF |
| τ^* | $T_j = 25^\circ\text{C}$ $I_F = 5\text{mA}$ Krakauer Method | | | 100 | ps |

* Effective carrier life time.

Fig. 1-1: Forward voltage drop versus forward current (low level).

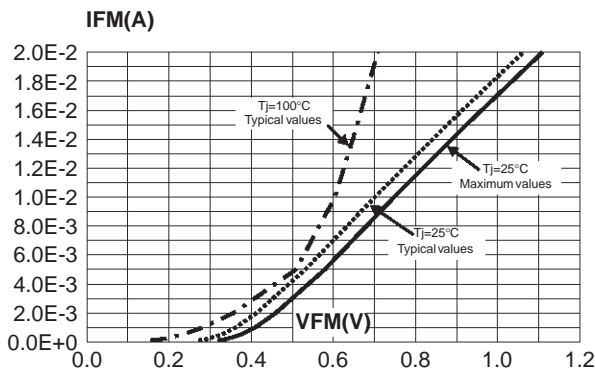


Fig. 1-2: Forward voltage drop versus forward current (high level).

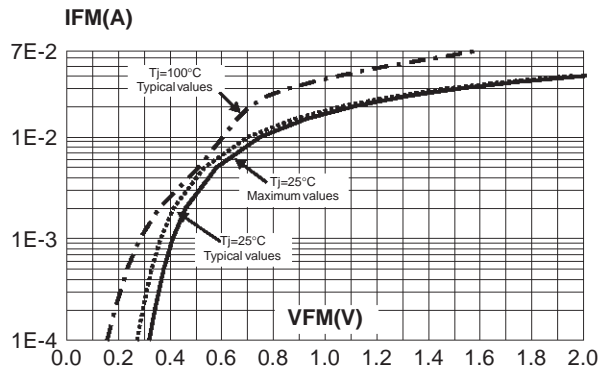


Fig. 2: Reverse leakage current versus reverse voltage applied (typical values).

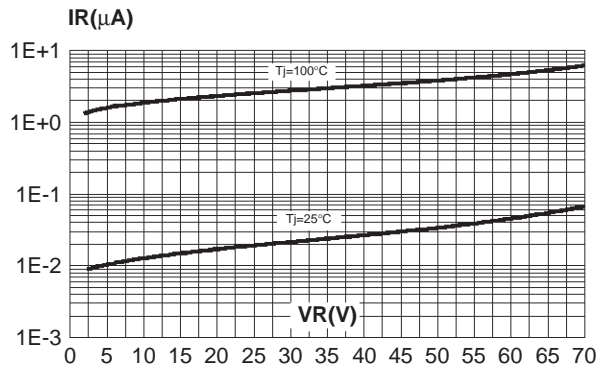


Fig. 3: Reverse leakage current versus junction temperature (typical values)

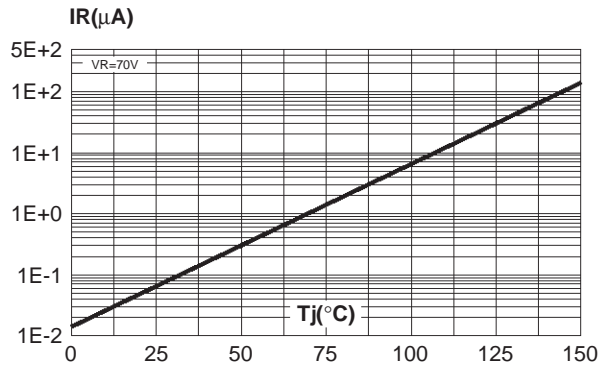


Fig. 4: Junction capacitance versus reverse voltage applied (typical values).

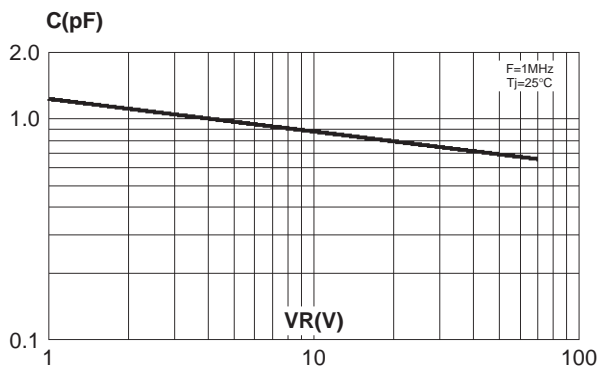


Fig. 5: Relative variation of thermal impedance junction to ambient versus pulse duration (alumine substrate 10mm*8mm*0.5mm).

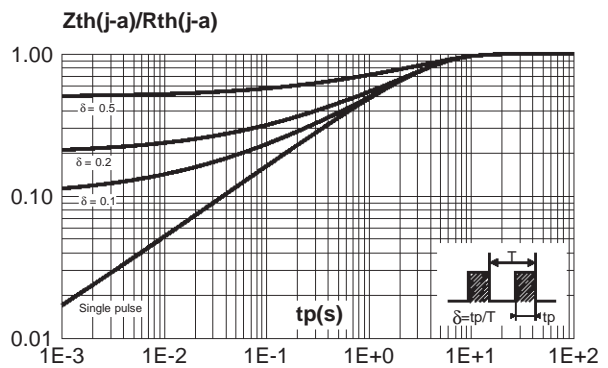
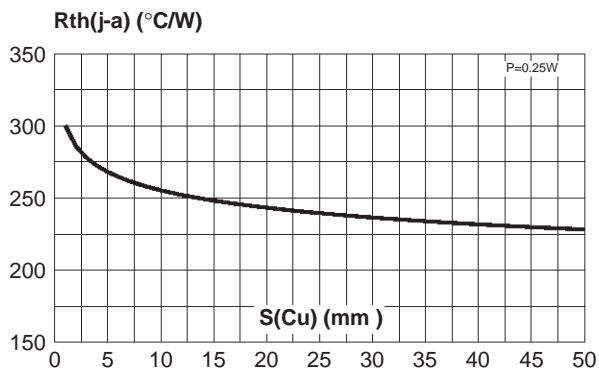
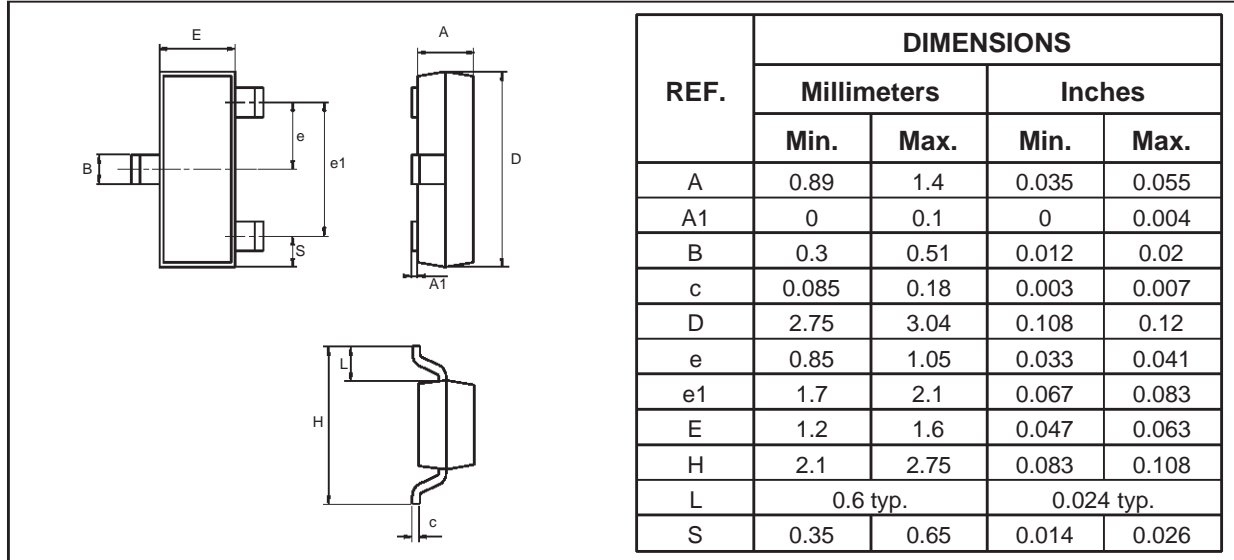


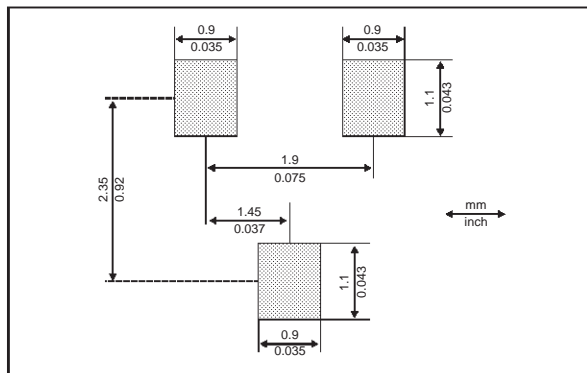
Fig. 6: Thermal resistance junction to ambient versus copper surface under each lead (Epoxy printed circuit board FR4, copper thickness: 35μm).



PACKAGE MECHANICAL DATA
SOT23 (Plastic)



FOOTPRINT DIMENSIONS



| Ordering type | Marking | Package | Weight | Base qty | Delivery mode |
|---------------|---------|---------|--------|----------|---------------|
| BAR18 | D76 | SOT-23 | 0.01g | 3000 | Tape & reel |
| BAS70-04 | D96 | SOT-23 | 0.01g | 3000 | Tape & reel |
| BAS70-05 | D97 | SOT-23 | 0.01g | 3000 | Tape & reel |
| BAS70-06 | D98 | SOT-23 | 0.01g | 3000 | Tape & reel |

- Epoxy meets UL94,V0

Information furnished is believed to be accurate and reliable. However, STMicroelectronics assumes no responsibility for the consequences of use of such information nor for any infringement of patents or other rights of third parties which may result from its use. No license is granted by implication or otherwise under any patent or patent rights of STMicroelectronics. Specifications mentioned in this publication are subject to change without notice. This publication supersedes and replaces all information previously supplied. STMicroelectronics products are not authorized for use as critical components in life support devices or systems without express written approval of STMicroelectronics.

The ST logo is a registered trademark of STMicroelectronics
 © 2001 STMicroelectronics - Printed in Italy - All rights reserved.
 STMicroelectronics GROUP OF COMPANIES
 Australia - Brazil - Canada - China - Finland - France - Germany
 Hong Kong - India - Israel - Italy - Japan - Malaysia - Malta - Morocco - Singapore
 Spain - Sweden - Switzerland - United Kingdom - United States.

<http://www.st.com>





LittleDiode supplies new, hard to find or obsolete electronic components and semiconductors all over the world.

With over two million different components listed you are sure to find the part you need.

Feel free to visit us today at our online store:

LittleDiode.com

Looking forward to providing you with the best possible service.