
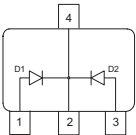


Silicon Schottky Diode

- Power rectifier diode
- For low-loss, fast-recovery rectification, meter protection, bias isolation and clamping purpose



BAT66-05



ESD: Electrostatic discharge sensitive device, observe handling precaution!

Type	Package	Configuration	Marking
BAT66-05	SOT223	common cathode	BAT66-05

Maximum Ratings at $T_A = 25^\circ\text{C}$, unless otherwise specified

Parameter	Symbol	Value	Unit
Diode reverse voltage	V_R	30	V
Forward current	I_F	2	A
Surge forward current, ($t \leq 10\text{ms}$)	I_{FSM}	10	
Average forward current (50/60Hz, sinus)	I_{FAV}	1	
Total power dissipation $T_S \leq 126^\circ\text{C}$	P_{tot}	1.2	W
Junction temperature	T_j	150	°C
Storage temperature	T_{stg}	-55 ... 150	

Thermal Resistance

Parameter	Symbol	Value	Unit
Junction - soldering point ¹⁾	R_{thJS}	≤ 20	K/W

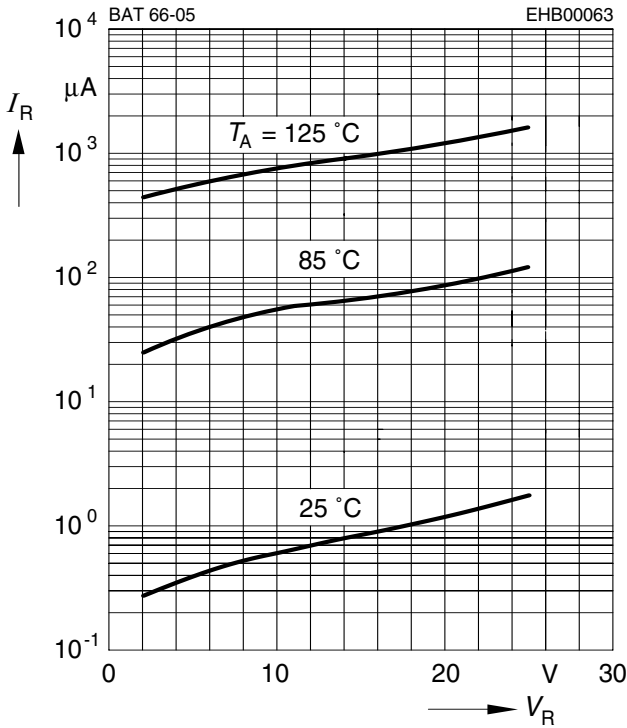
¹⁾For calculation of R_{thJA} please refer to Application Note Thermal Resistance

Electrical Characteristics at $T_A = 25^\circ\text{C}$, unless otherwise specified

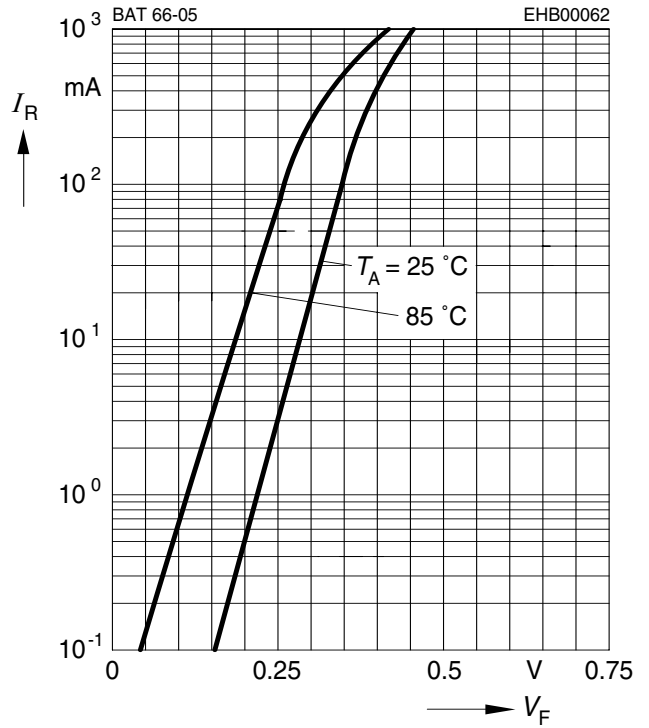
Parameter	Symbol	Values			Unit
		min.	typ.	max.	
DC Characteristics					
Reverse current $V_R = 25\text{ V}$ $V_R = 25\text{ V}, T_A = 85^\circ\text{C}$	I_R	-	-	10 1000	μA
Forward voltage $I_F = 10\text{ mA}$ $I_F = 100\text{ mA}$ $I_F = 1\text{ A}$	V_F	-	0.28 0.35 0.47	0.35 -	V
AC Characteristics					
Diode capacitance $V_R = 10\text{ V}, f = 1\text{ MHz}$	C_T	-	30	40	pF

Reverse current $I_R = f(V_R)$

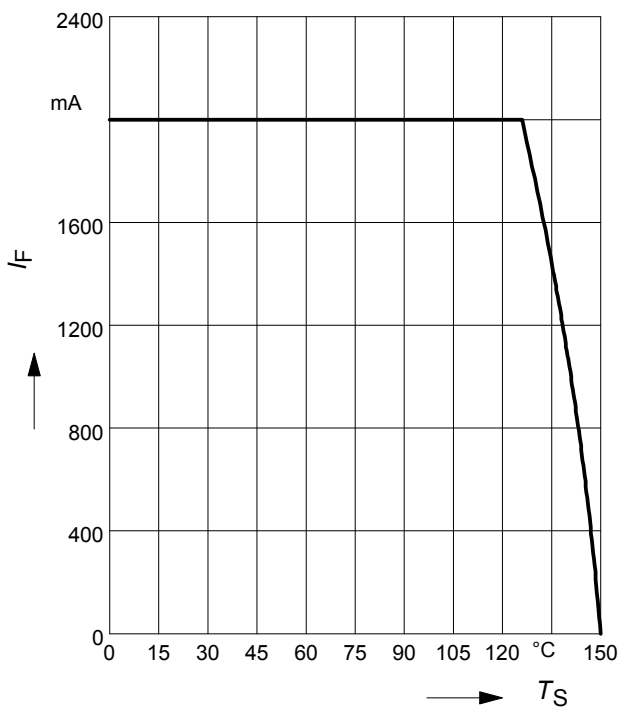
$T_A =$ Parameter



Forward current $I_F = f(V_F)$



Forward current $I_F = f(T_S)$





LittleDiode supplies new, hard to find or obsolete electronic components and semiconductors all over the world.

With over two million different components listed you are sure to find the part you need.

Feel free to visit us today at our online store:

LittleDiode.com

Looking forward to providing you with the best possible service.