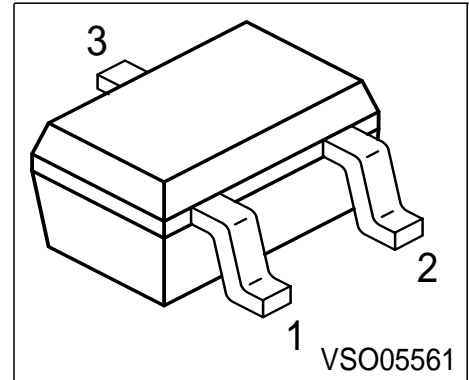


PNP Silicon AF Transistors

- For general AF applications
- High collector current
- High current gain
- Low collector-emitter saturation voltage
- Complementary types: BC817W, BC818W (NPN)



| Type | Marking | Pin Configuration | | | Package |
|-----------|---------|-------------------|-------|-------|---------|
| BC807-16W | 5As | 1 = B | 2 = E | 3 = C | SOT323 |
| BC807-25W | 5Bs | 1 = B | 2 = E | 3 = C | SOT323 |
| BC807-40W | 5Cs | 1 = B | 2 = E | 3 = C | SOT323 |
| BC808-16W | 5Es | 1 = B | 2 = E | 3 = C | SOT323 |
| BC808-25W | 5Fs | 1 = B | 2 = E | 3 = C | SOT323 |
| BC808-40W | 5Gs | 1 = B | 2 = E | 3 = C | SOT323 |

Maximum Ratings

| Parameter | Symbol | BC 807W | BC 808W | Unit |
|--|-----------|-------------|---------|------|
| Collector-emitter voltage | V_{CEO} | 45 | 25 | V |
| Collector-base voltage | V_{CBO} | 50 | 30 | |
| Emitter-base voltage | V_{EBO} | 5 | 5 | |
| DC collector current | I_C | 500 | | mA |
| Peak collector current | I_{CM} | 1 | | A |
| Base current | I_B | 100 | | mA |
| Peak base current | I_{BM} | 200 | | |
| Total power dissipation, $T_S = 130\text{ °C}$ | P_{tot} | 250 | | mW |
| Junction temperature | T_j | 150 | | °C |
| Storage temperature | T_{stg} | -65 ... 150 | | |

Thermal Resistance

| | | | |
|--|------------|-----|-----|
| Junction - soldering point ¹⁾ | R_{thJS} | ≤80 | K/W |
|--|------------|-----|-----|

¹⁾For calculation of R_{thJA} please refer to Application Note Thermal Resistance

Electrical Characteristics at $T_A = 25^\circ\text{C}$, unless otherwise specified.

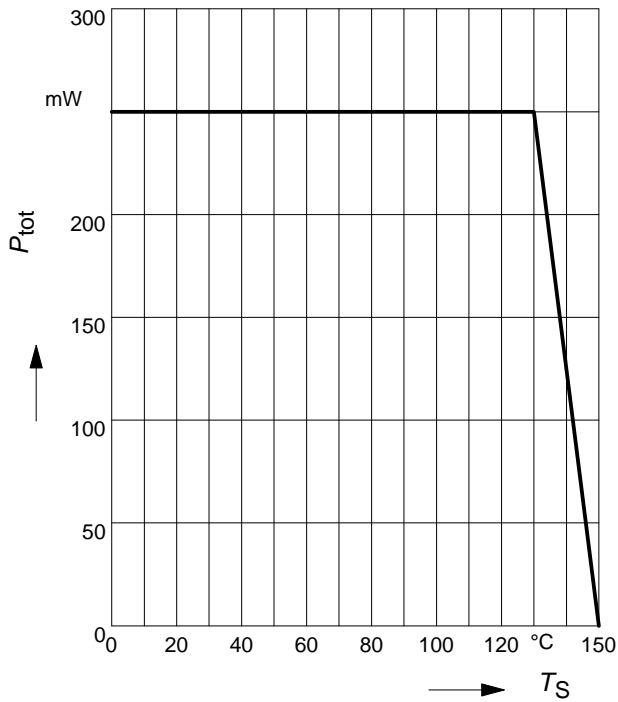
| Parameter | Symbol | Values | | | Unit |
|--|---------------|--------|------|------|---------------|
| | | min. | typ. | max. | |
| DC Characteristics | | | | | |
| Collector-emitter breakdown voltage $I_C = 10\text{ mA}, I_B = 0$ | $V_{(BR)CEO}$ | | | | V |
| BC807W | | 45 | - | - | |
| BC808W | | 25 | - | - | |
| Collector-base breakdown voltage $I_C = 10\text{ }\mu\text{A}, I_E = 0$ | $V_{(BR)CBO}$ | | | | |
| BC807W | | 50 | - | - | |
| BC808W | | 30 | - | - | |
| Emitter-base breakdown voltage $I_E = 10\text{ }\mu\text{A}, I_C = 0$ | $V_{(BR)EBO}$ | 5 | - | - | |
| Collector cutoff current $V_{CB} = 25\text{ V}, I_E = 0$ | I_{CBO} | - | - | 100 | nA |
| Collector cutoff current $V_{CB} = 25\text{ V}, I_E = 0, T_A = 150\text{ }^\circ\text{C}$ | I_{CBO} | - | - | 50 | μA |
| Emitter cutoff current $V_{EB} = 4\text{ V}, I_C = 0$ | I_{EBO} | - | - | 100 | nA |
| DC current gain 1) $I_C = 100\text{ mA}, V_{CE} = 1\text{ V}$ | h_{FE} | | | | - |
| $h_{FE}\text{-grp. 16}$ | | 100 | 160 | 250 | |
| $h_{FE}\text{-grp. 25}$ | | 160 | 250 | 400 | |
| $h_{FE}\text{-grp. 40}$ | | 250 | 350 | 630 | |
| DC current gain 1) $I_C = 500\text{ mA}, V_{CE} = 1\text{ V}$ | h_{FE} | 40 | - | - | |
| Collector-emitter saturation voltage1) $I_C = 500\text{ mA}, I_B = 50\text{ mA}$ | V_{CEsat} | - | - | 0.7 | V |
| Base-emitter saturation voltage 1) $I_C = 500\text{ mA}, I_B = 50\text{ mA}$ | V_{BEsat} | - | - | 1.2 | |

1) Pulse test: $t \leq 300\mu\text{s}$, $D = 2\%$

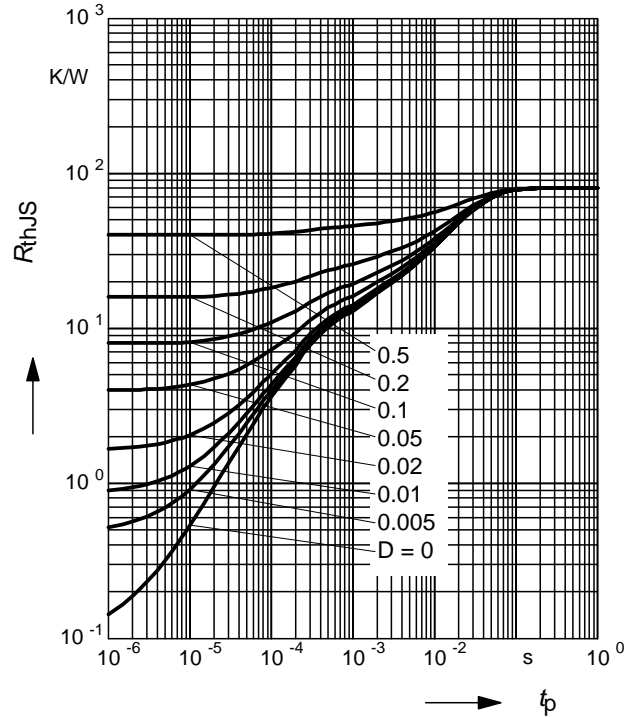
Electrical Characteristics at $T_A = 25^\circ\text{C}$, unless otherwise specified.

| Parameter | Symbol | Values | | | Unit |
|--|----------|--------|------|------|------|
| | | min. | typ. | max. | |
| AC Characteristics | | | | | |
| Transition frequency $I_C = 50 \text{ mA}$, $V_{CE} = 5 \text{ V}$, $f = 100 \text{ MHz}$ | f_T | - | 200 | - | MHz |
| Collector-base capacitance $V_{CB} = 10 \text{ V}$, $f = 1 \text{ MHz}$ | C_{cb} | - | 10 | - | pF |
| Emitter-base capacitance $V_{EB} = 0.5 \text{ V}$, $f = 1 \text{ MHz}$ | C_{eb} | - | 60 | - | |

Total power dissipation $P_{tot} = f(T_S)$

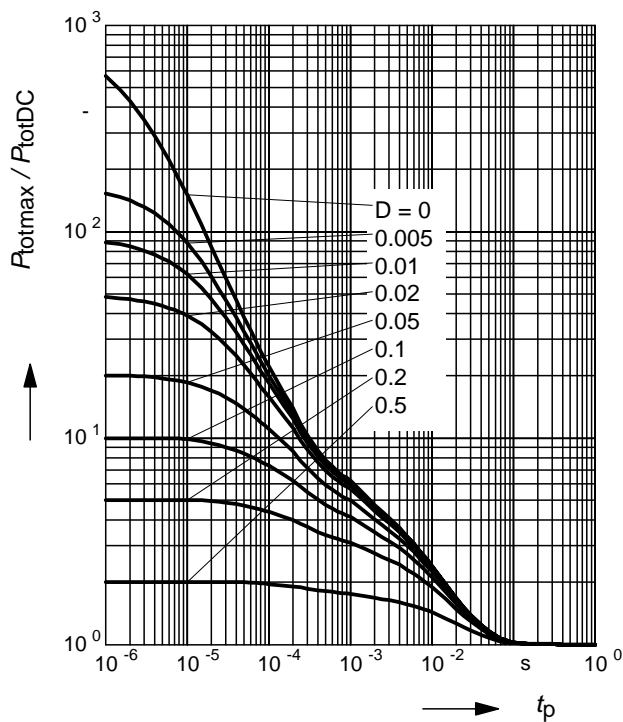


Permissible Pulse Load $R_{thJS} = f(t_p)$



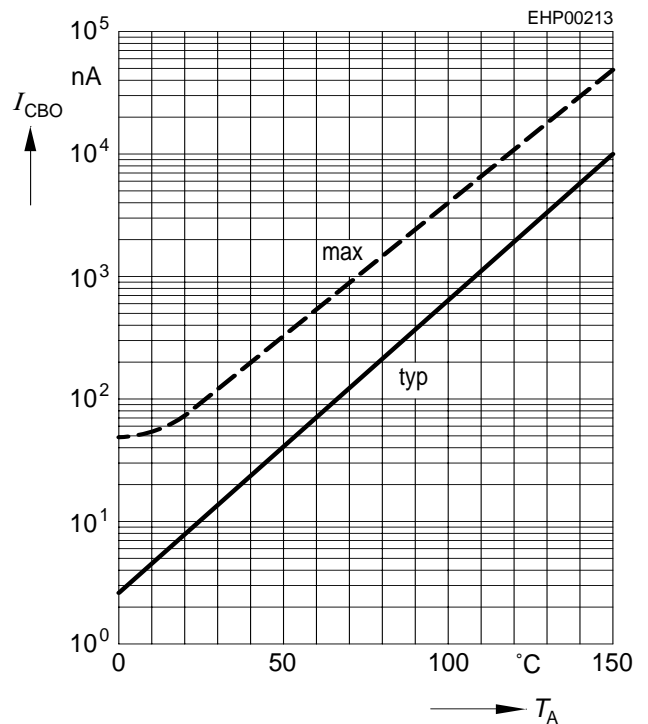
Permissible Pulse Load

$P_{totmax} / P_{totDC} = f(t_p)$



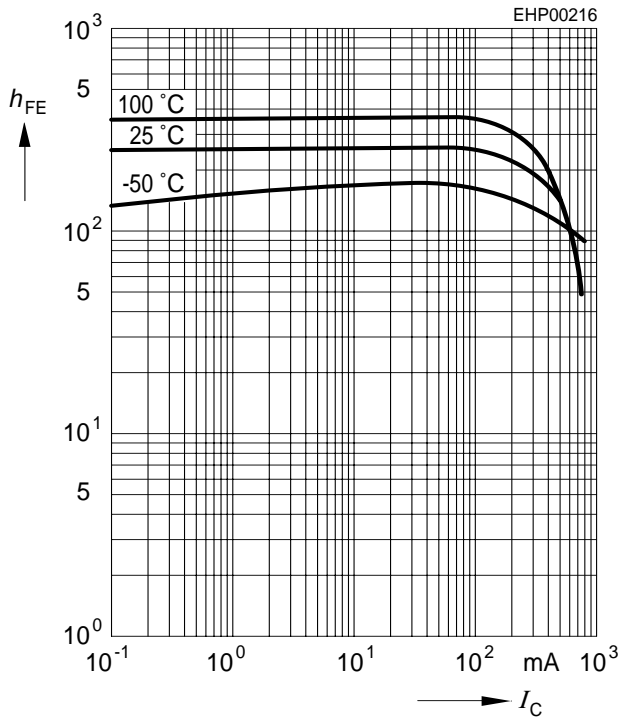
Collector cutoff current $I_{CBO} = f(T_A)$

$V_{CB} = 25V$



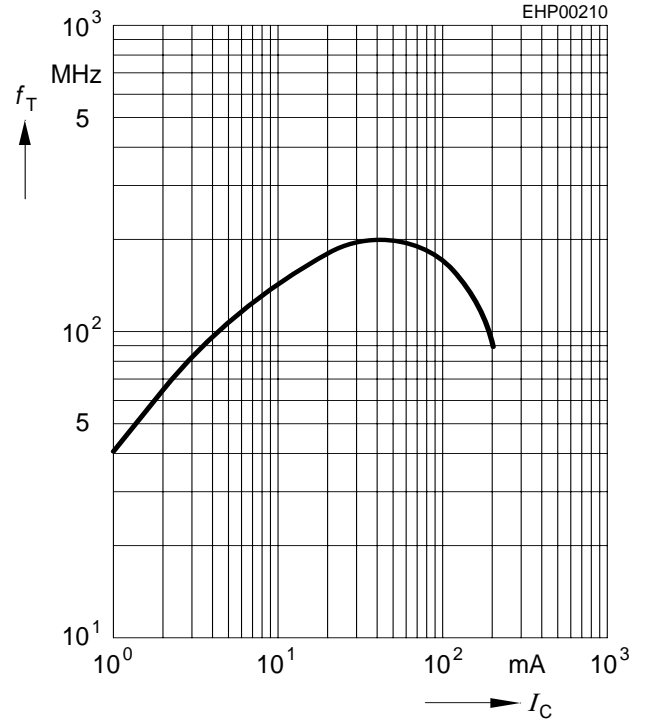
DC current gain $h_{FE} = f(I_C)$

$V_{CE} = 1V$



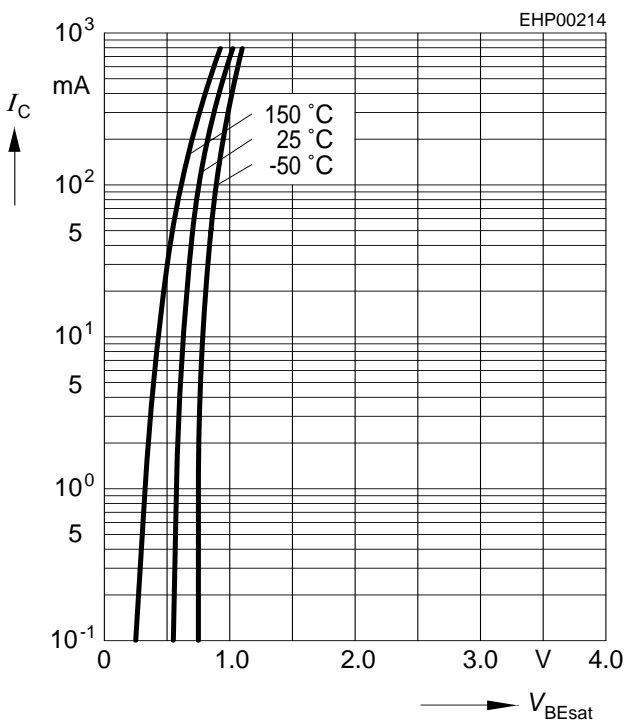
Transition frequency $f_T = f(I_C)$

$V_{CE} = 5V$



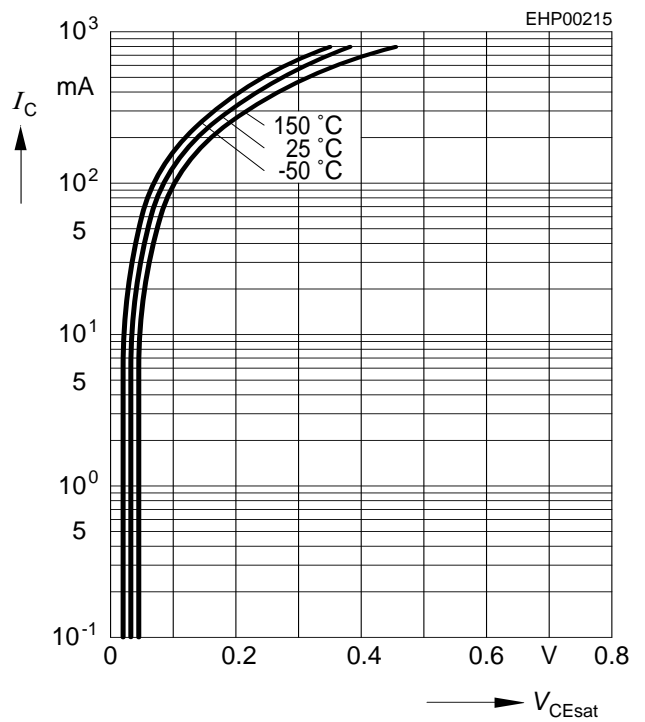
Base-emitter saturation voltage

$I_C = f(V_{BEsat}), h_{FE} = 10$



Collector-emitter saturation voltage

$I_C = f(V_{CEsat}), h_{FE} = 10$



This datasheet has been downloaded from:

www.DatasheetCatalog.com

Datasheets for electronic components.



LittleDiode supplies new, hard to find or obsolete electronic components and semiconductors all over the world.

With over two million different components listed you are sure to find the part you need.

Feel free to visit us today at our online store:

LittleDiode.com

Looking forward to providing you with the best possible service.