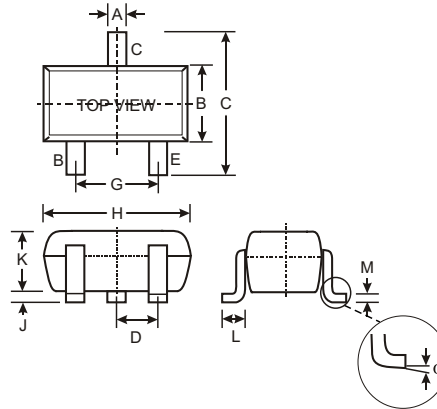


Features

- Epitaxial Die Construction
- Complementary PNP Type Available (BC857AT,BT,CT)
- Ultra-Small Surface Mount Package
- Also Available in Lead Free Version

Mechanical Data

- Case: SOT-523, Molded Plastic
- Case material - UL Flammability Rating Classification 94V-0
- Moisture sensitivity: Level 1 per J-STD-020A
- Terminals: Solderable per MIL-STD-202, Method 208
- Also Available in Lead Free Plating (Matte Tin Finish). Please see Ordering Information, Note 3, on Page 1
- Terminal Connections: See Diagram
- Marking Code: See Table Below & Diagram on Page 2
- Ordering Information: See Table Below
- Date Code Information: See Page 2
- Weight: 0.002 grams (approx.)



SOT-523			
Dim	Min	Max	Typ
A	0.15	0.30	0.22
B	0.75	0.85	0.80
C	1.45	1.75	1.60
D	—	—	0.50
G	0.90	1.10	1.00
H	1.50	1.70	1.60
J	0.00	0.10	0.05
K	0.60	0.80	0.75
L	0.10	0.30	0.22
M	0.10	0.20	0.12
N	0.45	0.65	0.50
α	0°	8°	—
All Dimensions in mm			

Type	Marking
BC847AT	1E
BC847BT	1F
BC847CT	1M

Maximum Ratings @ $T_A = 25^\circ\text{C}$ unless otherwise specified

Characteristic	Symbol	Value	Unit
Collector-Base Voltage	V_{CB0}	50	V
Collector-Emitter Voltage	V_{CE0}	45	V
Emitter-Base Voltage	V_{EB0}	6.0	V
Collector Current	I_C	100	mA
Power Dissipation (Note 1)	P_d	150	mW
Thermal Resistance, Junction to Ambient (Note 1)	$R_{\theta JA}$	833	$^\circ\text{C}/\text{W}$
Operating and Storage Temperature Range	T_j, T_{STG}	-55 to +150	$^\circ\text{C}$

Ordering Information (Note 2)

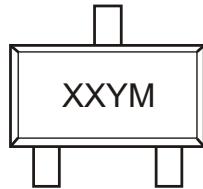
Device	Packaging	Shipping
BC847AT-7	SOT-523	3000/Tape & Reel
BC847BT-7	SOT-523	3000/Tape & Reel
BC847CT-7	SOT-523	3000/Tape & Reel

- Notes:
1. Device mounted on FR-4 PCB, 1 inch x 0.85 inch x 0.062 inch; pad layout as shown on Diodes Inc. suggested pad layout document AP02001, which can be found on our website at <http://www.diodes.com/datasheets/ap02001.pdf>.
 2. For Packaging Details, go to our website at <http://www.diodes.com/datasheets/ap02007.pdf>.
 3. For Lead Free version (with Lead Free terminal finish) part number, please add "-F" suffix to part number above. Example: BC847CT-7-F.

Electrical Characteristics @ T_A = 25°C unless otherwise specified

Characteristic	Symbol	Min	Typ	Max	Unit	Test Condition
DC Current Gain (Note 4)	Current Gain A B C h _{FE}	—	—	—	—	V _{CE} = 5.0V, I _C = 2.0mA
		—	150	—		
		—	270	—		
		110	—	220		
		200	290	450		
		420	520	800		
Collector-Emitter Saturation Voltage (Note 4)	V _{CE(SAT)}	—	—	250 600	mV	I _C = 10mA, I _B = 0.5mA I _C = 100mA, I _B = 5.0mA
Base-Emitter Saturation Voltage (Note 4)	V _{BE(SAT)}	—	700 900	—	mV	I _C = 10mA, I _B = 0.5mA I _C = 100mA, I _B = 5.0mA
Base-Emitter Voltage (Note 4)	V _{BE}	580 —	660 —	700 770	mV	V _{CE} = 5.0V, I _C = 2.0mA V _{CE} = 5.0V, I _C = 10mA
Collector-Emitter Cutoff Current (Note 4)	I _{CBO} I _{CBO}	—	—	15	nA μA	V _{CB} = 30V V _{CB} = 30V, T _A = 150°C
				5.0		
Gain Bandwidth Product	f _T	100	—	—	MHz	V _{CE} = 5.0V, I _C = 10mA, f = 100MHz
Output Capacitance	C _{OBO}	—	—	4.5	pF	V _{CB} = 10V, f = 1.0MHz
Noise Figure	BC847BT BC847CT	NF	—	10	dB	V _{CE} = 5V, R _S = 2.0kΩ, f = 1.0kHz, BW = 200Hz
				4.0		

Notes: 4. Short duration pulse test used to minimize self-heating effect.

Marking Information


XX = Product Type Marking Code (See Page 1), e.g. 1E = BC847AT
 YM = Date Code Marking
 Y = Year (ex: N = 2002)
 M = Month (ex: 9 = September)

Date Code Key

Year	1998	1999	2000	2001	2002	2003	2004
Code	J	K	L	M	N	P	R

Month	Jan	Feb	March	Apr	May	Jun	Jul	Aug	Sep	Oct	Nov	Dec
Code	1	2	3	4	5	6	7	8	9	O	N	D

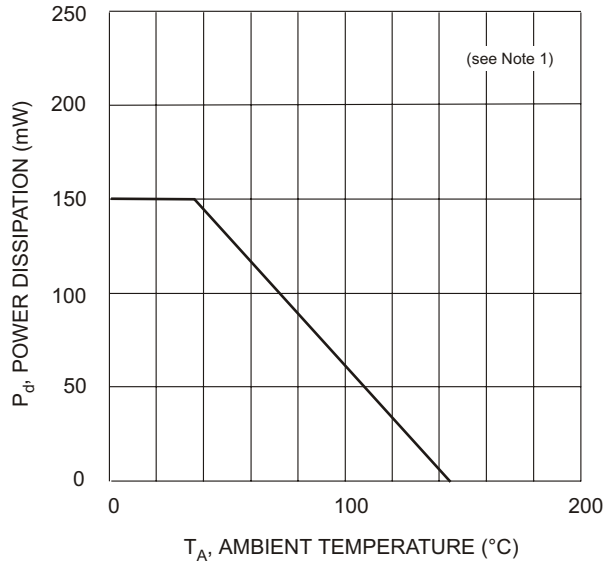


Fig. 1, Power Derating Curve

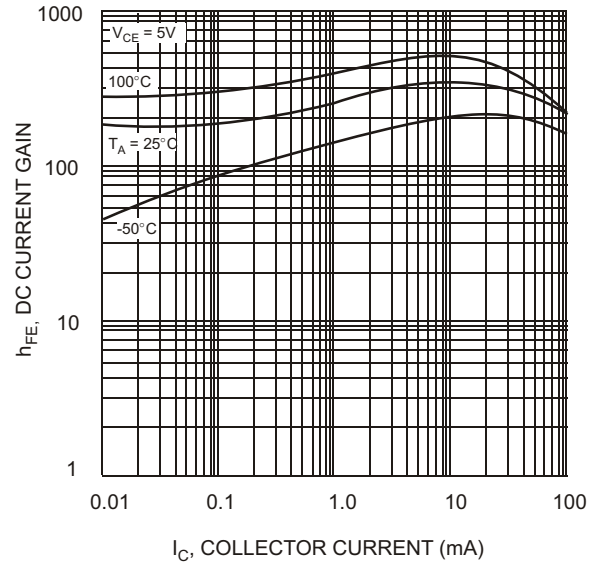


Fig. 2, DC Current Gain vs Collector Current

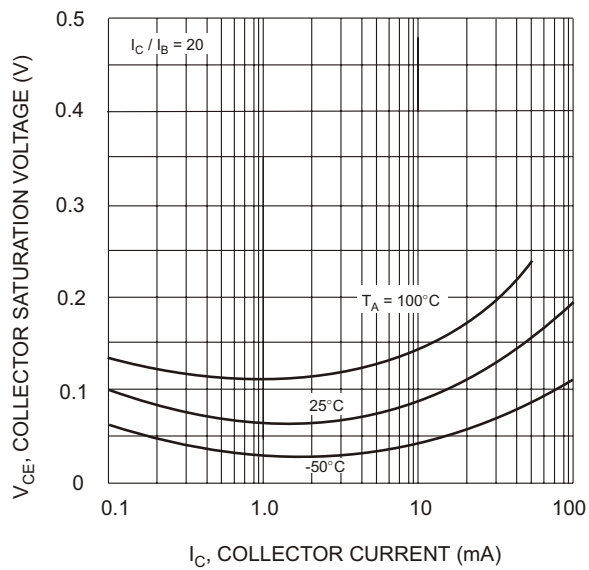


Fig. 3, Collector Saturation Voltage vs Collector Current

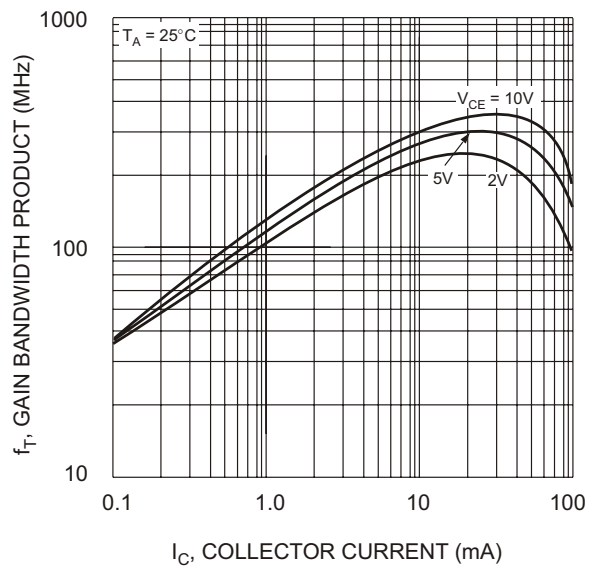


Fig. 4, Gain Bandwidth Product vs Collector Current

Notes: 1. Device mounted on FR-4 PCB, 1 inch x 0.85 inch x 0.062 inch; pad layout as shown on Diodes Inc. suggested pad layout document AP02001, which can be found on our website at <http://www.diodes.com/datasheets/ap02001.pdf>.



LittleDiode supplies new, hard to find or obsolete electronic components and semiconductors all over the world.

With over two million different components listed you are sure to find the part you need.

Feel free to visit us today at our online store:

LittleDiode.com

Looking forward to providing you with the best possible service.