



BF621

SMALL SIGNAL PNP TRANSISTOR

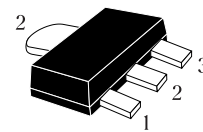
PRELIMINARY DATA

Type	Marking
BF621	621

- SILICON EPITAXIAL PLANAR PNP HIGH VOLTAGE TRANSISTOR
- MINIATURE SOT-89 PLASTIC PACKAGE FOR SURFACE MOUNTING CIRCUITS
- TAPE AND REEL PACKING
- THE NPN COMPLEMENTARY TYPE IS BF620

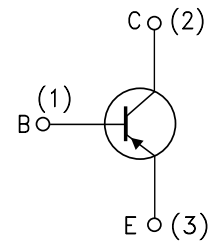
APPLICATIONS

- VIDEO AMPLIFIER CIRCUITS (RGB CATHODE CURRENT CONTROL)
- TELEPHONE WIRELINE INTERFACE (HOOK SWITCHES, DIALER CIRCUITS)



SOT-89

INTERNAL SCHEMATIC DIAGRAM



ABSOLUTE MAXIMUM RATINGS

Symbol	Parameter	Value	Unit
V_{CBO}	Collector-Base Voltage ($I_E = 0$)	-300	V
V_{CEO}	Collector-Emitter Voltage ($I_B = 0$)	-300	V
V_{EBO}	Emitter-Base Voltage ($I_C = 0$)	-5	V
I_C	Collector Current	-100	mA
I_{CM}	Collector Peak Current	-200	mA
P_{tot}	Total Dissipation at $T_C = 25^\circ\text{C}$	1.2	W
T_{stg}	Storage Temperature	-65 to 150	$^\circ\text{C}$
T_j	Max. Operating Junction Temperature	150	$^\circ\text{C}$

BF621

THERMAL DATA

$R_{thj-amb}$	Thermal Resistance Junction-Ambient	Max	104.1	$^{\circ}\text{C}/\text{W}$
---------------	-------------------------------------	-----	-------	-----------------------------

• Device mounted on a PCB area of 1 cm^2

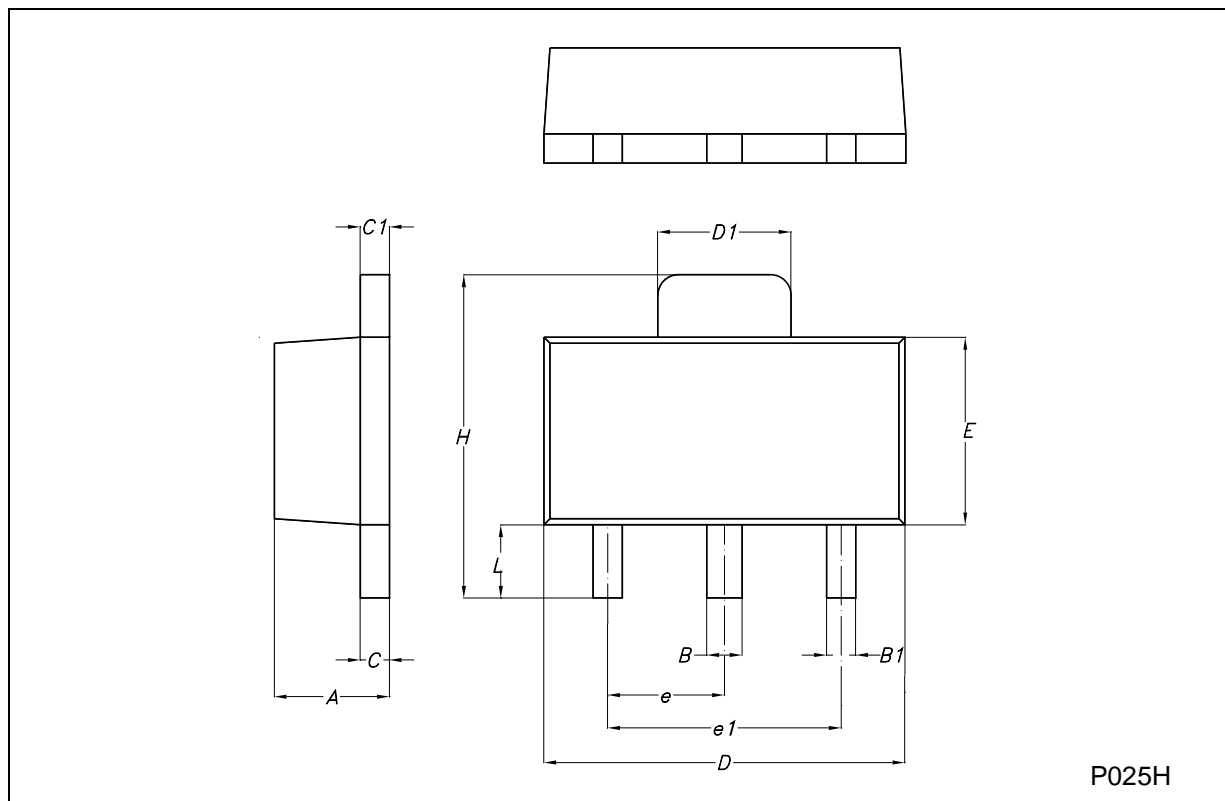
ELECTRICAL CHARACTERISTICS ($T_{case} = 25\text{ }^{\circ}\text{C}$ unless otherwise specified)

Symbol	Parameter	Test Conditions	Min.	Typ.	Max.	Unit
I_{CBO}	Collector Cut-off Current ($I_E = 0$)	$V_{CB} = -200\text{ V}$ $V_{CB} = -200\text{ V}$ $T_C = 150\text{ }^{\circ}\text{C}$ $V_{CB} = -300\text{ V}$			-10 -10 -100	nA μA μA
I_{EBO}	Emitter Cut-off Current ($I_C = 0$)	$V_{EB} = -5\text{ V}$			-50	nA
$V_{(BR)CEO}$ *	Collector-Emitter Breakdown Voltage ($I_B = 0$)	$I_C = -10\text{ mA}$	-300			V
$V_{(BR)EBO}$	Emitter-Base Breakdown Voltage ($I_C = 0$)	$I_E = -100\text{ }\mu\text{A}$	-5			V
$V_{CE(sat)}$ *	Collector-Emitter Saturation Voltage	$I_C = -30\text{ mA}$ $I_B = -5\text{ mA}$			-0.6	V
$V_{BE(sat)}$ *	Base-Emitter Saturation Voltage	$I_C = -30\text{ mA}$ $I_B = -5\text{ mA}$			-1.2	V
h_{FE} *	DC Current Gain	$I_C = -25\text{ mA}$ $V_{CE} = -20\text{ V}$	50			
f_T	Transition Frequency	$I_C = -15\text{ mA}$ $V_{CE} = -10\text{ V}$ $f = 100\text{ MHz}$	60			MHz
C_{RE}	Reverse Capacitance	$I_C = 0$ $V_{CE} = -30\text{ V}$ $f = 1\text{ MHz}$			1.6	pF

* Pulsed: Pulse duration = $300\text{ }\mu\text{s}$, duty cycle $\leq 2\%$

SOT-89 MECHANICAL DATA

DIM.	mm			mils		
	MIN.	TYP.	MAX.	MIN.	TYP.	MAX.
A	1.4		1.6	55.1		63.0
B	0.44		0.56	17.3		22.0
B1	0.36		0.48	14.2		18.9
C	0.35		0.44	13.8		17.3
C1	0.35		0.44	13.8		17.3
D	4.4		4.6	173.2		181.1
D1	1.62		1.83	63.8		72.0
E	2.29		2.6	90.2		102.4
e	1.42		1.57	55.9		61.8
e1	2.92		3.07	115.0		120.9
H	3.94		4.25	155.1		167.3
L	0.89		1.2	35.0		47.2



Information furnished is believed to be accurate and reliable. However, STMicroelectronics assumes no responsibility for the consequences of use of such information nor for any infringement of patents or other rights of third parties which may result from its use. No license is granted by implication or otherwise under any patent or patent rights of STMicroelectronics. Specification mentioned in this publication are subject to change without notice. This publication supersedes and replaces all information previously supplied. STMicroelectronics products are not authorized for use as critical components in life support devices or systems without express written approval of STMicroelectronics.

The ST logo is a trademark of STMicroelectronics

© 2002 STMicroelectronics – Printed in Italy – All Rights Reserved

STMicroelectronics GROUP OF COMPANIES

Australia - Brazil - Canada - China - Finland - France - Germany - Hong Kong - India - Israel - Italy - Japan - Malaysia - Malta - Morocco - Singapore - Spain - Sweden - Switzerland - United Kingdom - United States.

<http://www.st.com>



LittleDiode supplies new, hard to find or obsolete electronic components and semiconductors all over the world.

With over two million different components listed you are sure to find the part you need.

Feel free to visit us today at our online store:

LittleDiode.com

Looking forward to providing you with the best possible service.