

PowerMOS transistor

BUK445-400A
BUK445-400B

T-39-09

RATINGS

Limiting values in accordance with the Absolute Maximum System (IEC 134)

SYMBOL	PARAMETER	CONDITIONS	MIN.	MAX.		UNIT
				-400A	-400B	
V_{DS}	Drain-source voltage	-	-	400		V
V_{DGR}	Drain-gate voltage	$R_{GS} = 20 \text{ k}\Omega$	-	400		V
$\pm V_{GS}$	Gate-source voltage	-	-	30		V
I_D	Drain current (DC)	$T_{hs} = 25 \text{ }^\circ\text{C}$	-	4.0	3.6	A
I_D	Drain current (DC)	$T_{hs} = 100 \text{ }^\circ\text{C}$	-	2.5	2.3	A
I_{DM}	Drain current (pulse peak value)	$T_{hs} = 25 \text{ }^\circ\text{C}$	-	16	14	A
P_{tot}	Total power dissipation	$T_{hs} = 25 \text{ }^\circ\text{C}$	-	30		W
T_{stg}	Storage temperature	-	-55	150		$^\circ\text{C}$
T_j	Junction Temperature	-	-	150		$^\circ\text{C}$

THERMAL RESISTANCES

From junction to heatsink	with heatsink compound	$R_{th-j-hs} = 4.1 \text{ K/W}$
From junction to ambient		$R_{th-j-a} = 55 \text{ K/W}$

STATIC CHARACTERISTICS

 $T_{hs} = 25 \text{ }^\circ\text{C}$ unless otherwise specified

SYMBOL	PARAMETER	CONDITIONS	MIN.	TYP.	MAX.	UNIT
$V_{(BR)DSS}$	Drain-source breakdown voltage	$V_{GS} = 0 \text{ V}; I_D = 0.25 \text{ mA}$	400	-	-	V
$V_{GS(TH)}$	Gate threshold voltage	$V_{DS} = V_{GS}; I_D = 1 \text{ mA}$	2.1	3.0	4.0	V
I_{DSS}	Zero gate voltage drain current	$V_{DS} = 400 \text{ V}; V_{GS} = 0 \text{ V}; T_j = 25 \text{ }^\circ\text{C}$	-	2	20	μA
I_{DSS}	Zero gate voltage drain current	$V_{DS} = 400 \text{ V}; V_{GS} = 0 \text{ V}; T_j = 125 \text{ }^\circ\text{C}$	-	0.1	1.0	mA
I_{GSS}	Gate source leakage current	$V_{GS} = \pm 30 \text{ V}; V_{DS} = 0 \text{ V}$	-	10	100	nA
$R_{DS(ON)}$	Drain-source on-state resistance	$V_{GS} = 10 \text{ V}; I_D = 2.5 \text{ A}$	-	0.7	0.8	Ω
		BUK445-400A	-	0.9	1.0	Ω
		BUK445-400B	-	0.9	1.0	Ω

DYNAMIC CHARACTERISTICS

 $T_{hs} = 25 \text{ }^\circ\text{C}$ unless otherwise specified

SYMBOL	PARAMETER	CONDITIONS	MIN.	TYP.	MAX.	UNIT
g_{fs}	Forward transconductance	$V_{DS} = 25 \text{ V}; I_D = 2.5 \text{ A}$	3.5	4.5	-	S
C_{iss}	Input capacitance	$V_{GS} = 0 \text{ V}; V_{DS} = 25 \text{ V}; f = 1 \text{ MHz}$	-	750	1000	pF
C_{oss}	Output capacitance		-	120	180	pF
C_{rss}	Feedback capacitance		-	50	70	pF
t_{don}	Turn-on delay time	$V_{DD} = 30 \text{ V}; I_D = 2.7 \text{ A}; V_{GS} = 10 \text{ V}; R_{GS} = 50 \text{ }\Omega;$	-	10	25	ns
t_r	Turn-on rise time	$R_{gen} = 50 \text{ }\Omega$	-	25	40	ns
t_{doff}	Turn-off delay time		-	120	140	ns
t_f	Turn-off fall time		-	40	65	ns
L_d	Internal drain inductance	Measured from drain lead 6 mm from package to centre of die	-	4.5	-	nH
L_s	Internal source inductance	Measured from source lead 6 mm from package to source bond pad	-	7.5	-	nH

ISOLATION

 $T_{hs} = 25 \text{ }^\circ\text{C}$ unless otherwise specified

SYMBOL	PARAMETER	CONDITIONS	MIN.	TYP.	MAX.	UNIT
V_{isol}	Repetitive peak voltage from all three terminals to external heatsink	R.H. $\leq 65\%$; clean and dustfree	-	-	1500	V
C_{isol}	Capacitance from T2 to external heatsink	$f = 1 \text{ MHz}$	-	12	-	pF

PowerMOS transistor

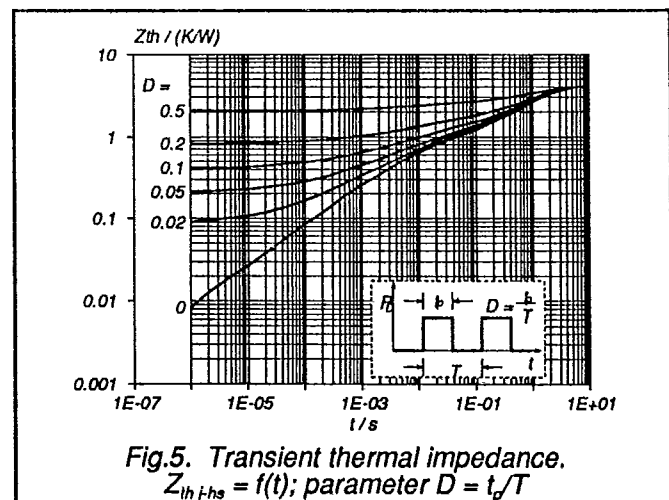
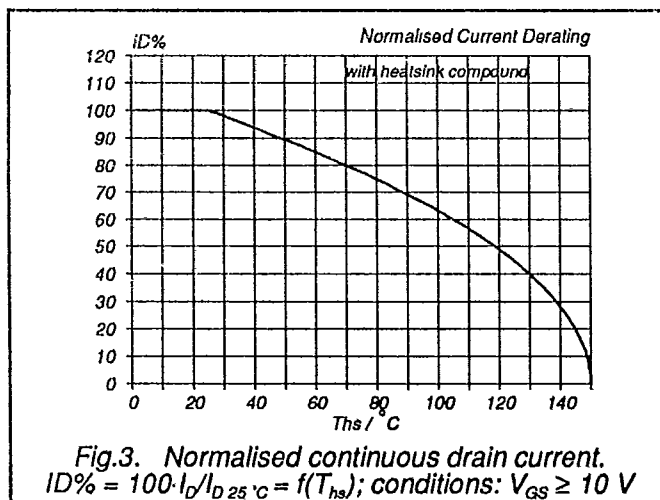
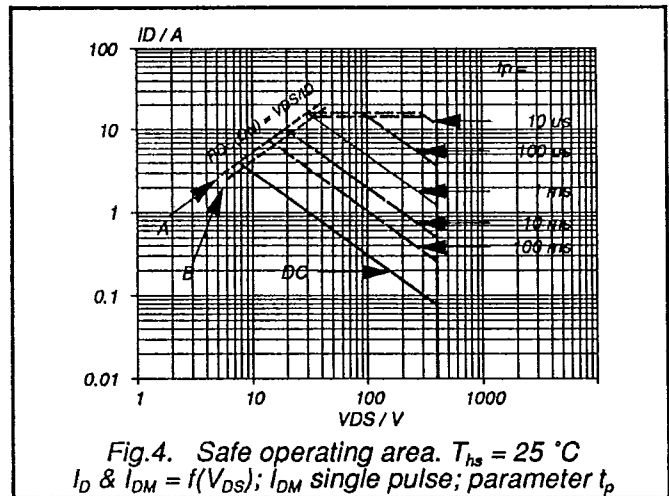
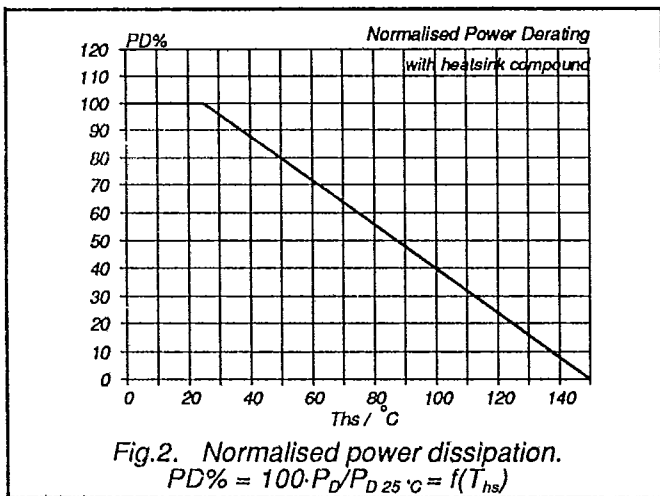
BUK445-400A
BUK445-400B

T-39-09

REVERSE DIODE RATINGS AND CHARACTERISTICS

$T_{hs} = 25\text{ }^{\circ}\text{C}$ unless otherwise specified

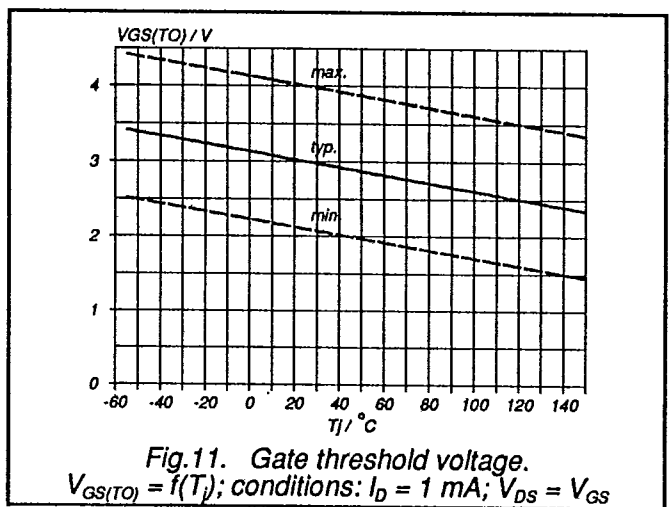
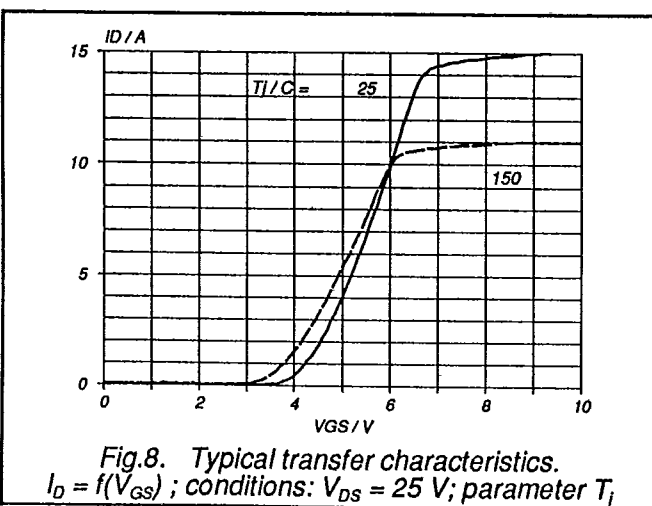
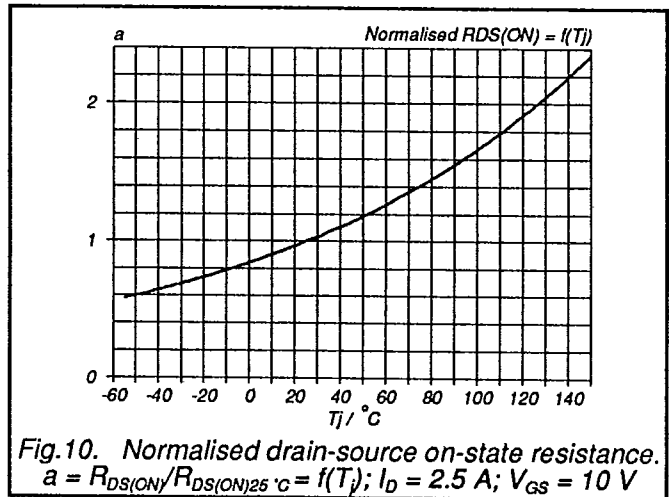
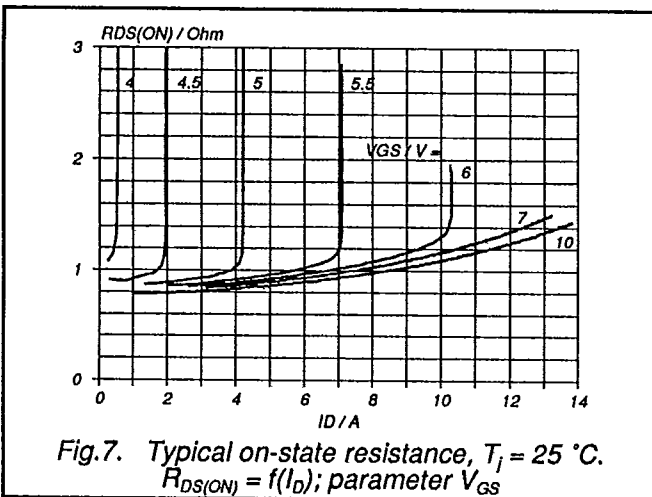
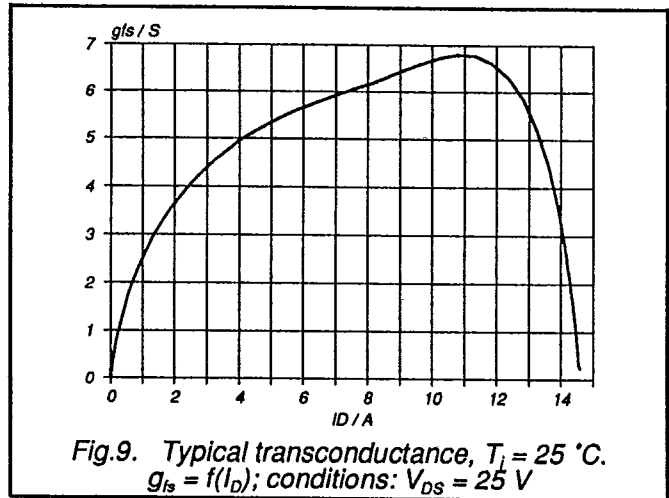
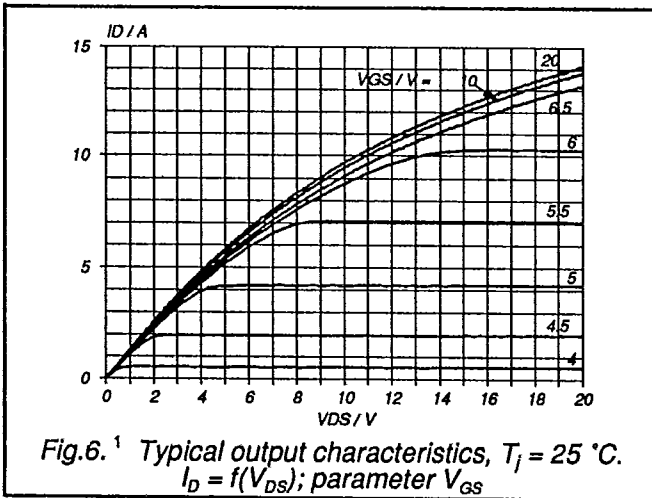
SYMBOL	PARAMETER	CONDITIONS	MIN.	TYP.	MAX.	UNIT
I_{DR}	Continuous reverse drain current	-	-	-	4.0	A
I_{DRM}	Pulsed reverse drain current	-	-	-	16	A
V_{SD}	Diode forward voltage	$I_F = 4\text{ A}; V_{GS} = 0\text{ V}$	-	1.1	1.4	V
t_{rr}	Reverse recovery time	$I_F = 4\text{ A}; -di_F/dt = 100\text{ A}/\mu\text{s}; V_{GS} = 0\text{ V}; V_R = 100\text{ V}$	-	1000	-	ns
Q_{rr}	Reverse recovery charge	$I_F = 4\text{ A}; -di_F/dt = 100\text{ A}/\mu\text{s}; V_{GS} = 0\text{ V}; V_R = 100\text{ V}$	-	5.0	-	μC



PowerMOS transistor

BUK445-400A
BUK445-400B

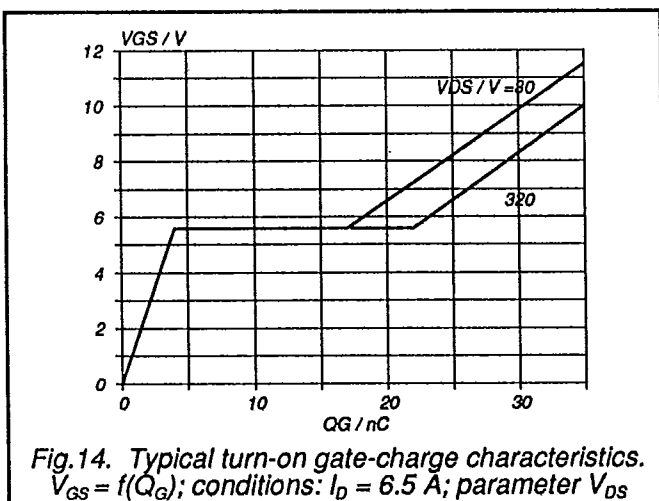
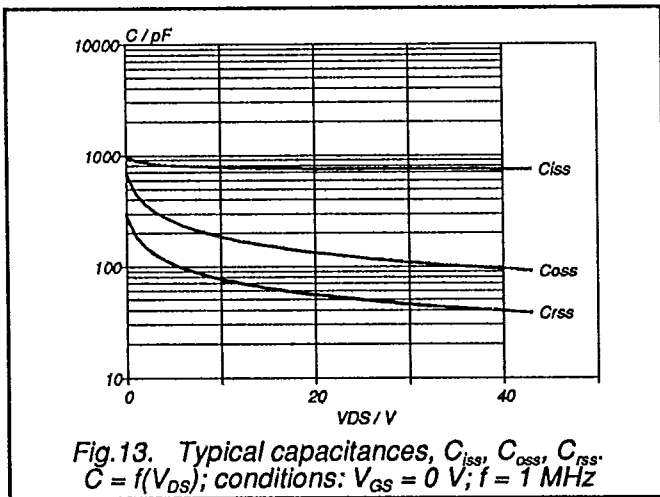
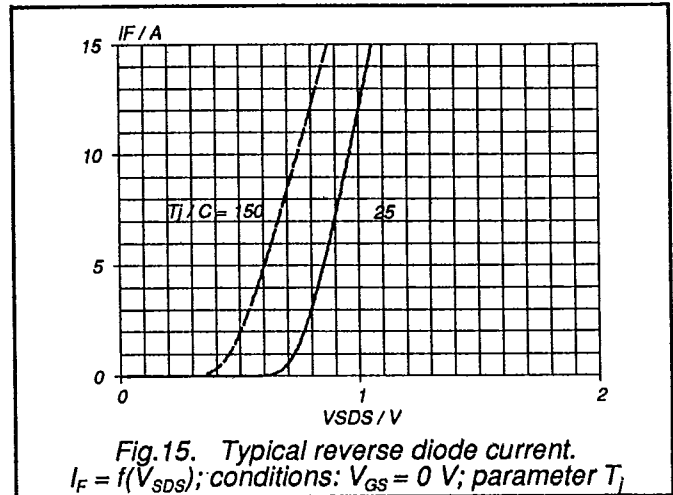
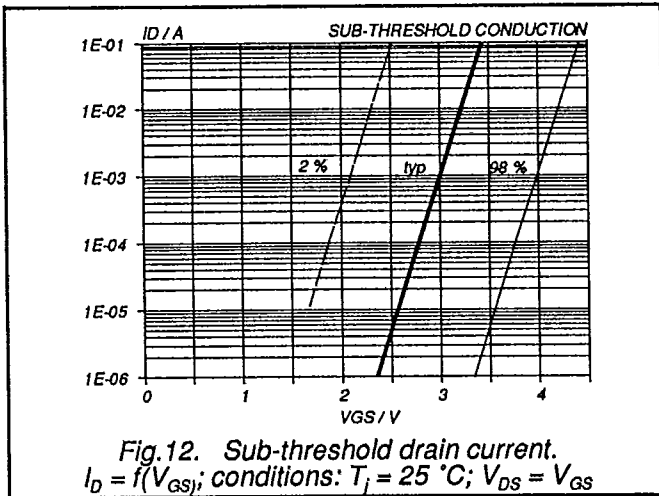
T-39-09



PowerMOS transistor

BUK445-400A
 BUK445-400B

T-39-09



This datasheet has been downloaded from:

www.DatasheetCatalog.com

Datasheets for electronic components.



LittleDiode supplies new, hard to find or obsolete electronic components and semiconductors all over the world.

With over two million different components listed you are sure to find the part you need.

Feel free to visit us today at our online store:

LittleDiode.com

Looking forward to providing you with the best possible service.