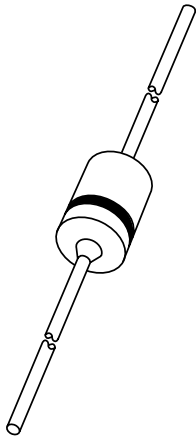


DATA SHEET



BZV86 series Low-voltage stabistors

Product specification
Supersedes data of April 1992

1996 Mar 21

Low-voltage stabistors

BZV86 series

FEATURES

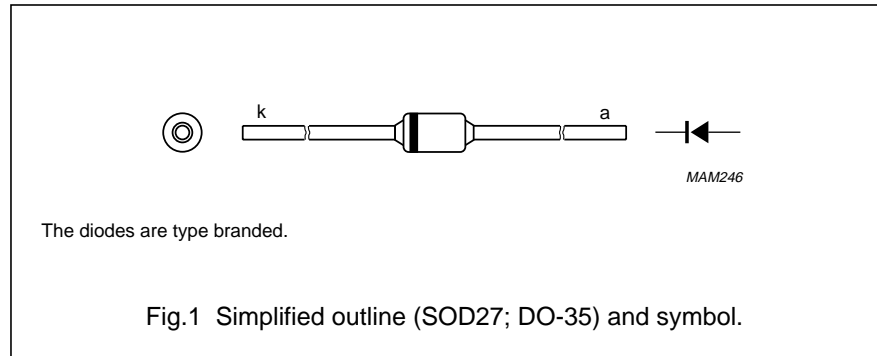
- Low-voltage stabilization
- Forward voltage range: 1.4 to 3.2 V
- Total power dissipation: max. 330 mW
- Differential resistance range: max. 20 to 35 Ω.

APPLICATIONS

- Power clipping
- Level shifting
- Low-voltage regulation
- Temperature stabilization.

DESCRIPTION

Low-voltage stabilization diode in a hermetically-sealed SOD27 (DO-35) glass package. The series consists of four types: BZV86-1V4 to BZV86-3V2.



LIMITING VALUES

In accordance with the Absolute Maximum Rating System (IEC 134).

SYMBOL	PARAMETER	CONDITIONS	MIN.	MAX.	UNIT
V_R	continuous reverse voltage		–	10	V
I_F	continuous forward current				
	BZV86-1V4		–	200	mA
	BZV86-2V0		–	150	mA
	BZV86-2V6		–	125	mA
	BZV86-3V2		–	100	mA
P_{tot}	total power dissipation	$T_{amb} = 25\text{ °C}$	–	330	mW
T_{stg}	storage temperature		–65	+150	°C
T_j	junction temperature		–	150	°C

Low-voltage stabistors

BZV86 series

ELECTRICAL CHARACTERISTICS $T_j = 25\text{ }^\circ\text{C}$ unless otherwise specified.

SYMBOL	PARAMETER	CONDITIONS	MIN.	TYP.	MAX.	UNIT
V_F	forward voltage	$I_F = 5\text{ mA}$; see Fig.2				
	BZV86-1V4		1.30	–	1.50	V
	BZV86-2V0		1.85	–	2.15	V
	BZV86-2V6		2.35	–	2.80	V
	BZV86-3V2		2.85	–	3.45	V
I_R	reverse current	$V_R = 5\text{ V}$	–	–	200	nA
r_{dif}	differential resistance	$I_F = 1\text{ mA}$; $f = 1\text{ kHz}$				
	BZV86-1V4		–	55	–	Ω
	BZV86-2V0		–	80	–	Ω
	BZV86-2V6		–	90	–	Ω
	BZV86-3V2		–	100	–	Ω
r_{dif}	differential resistance	$I_F = 5\text{ mA}$; $f = 1\text{ kHz}$				
	BZV86-1V4		–	10	20	Ω
	BZV86-2V0		–	15	30	Ω
	BZV86-2V6		–	18	32.5	Ω
	BZV86-3V2		–	20	35	Ω
r_{dif}	differential resistance	$I_F = 10\text{ mA}$; $f = 1\text{ kHz}$				
	BZV86-1V4		–	6	10	Ω
	BZV86-2V0		–	8	15	Ω
	BZV86-2V6		–	9	17.5	Ω
	BZV86-3V2		–	10	20	Ω
S_F	temperature coefficient	$I_F = 5\text{ mA}$				
	BZV86-1V4		–	–3.8	–	mV/K
	BZV86-2V0		–	–6.0	–	mV/K
	BZV86-2V6		–	–8.5	–	mV/K
	BZV86-3V2		–	–11.5	–	mV/K
C_d	diode capacitance	$V_R = 0\text{ V}$; $f = 1\text{ MHz}$	–	15	25	pF

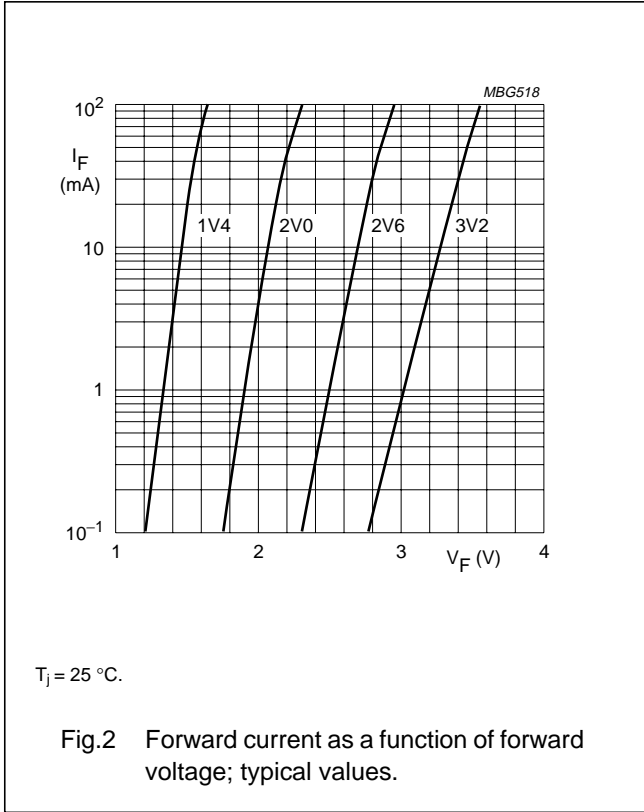
THERMAL CHARACTERISTICS

SYMBOL	PARAMETER	CONDITIONS	VALUE	UNIT
$R_{th\ j-tp}$	thermal resistance from junction to tie-point	8 mm from the body	300	K/W
$R_{th\ j-a}$	thermal resistance from junction to ambient	lead length 10 mm	380	K/W

Low-voltage stabistors

BZV86 series

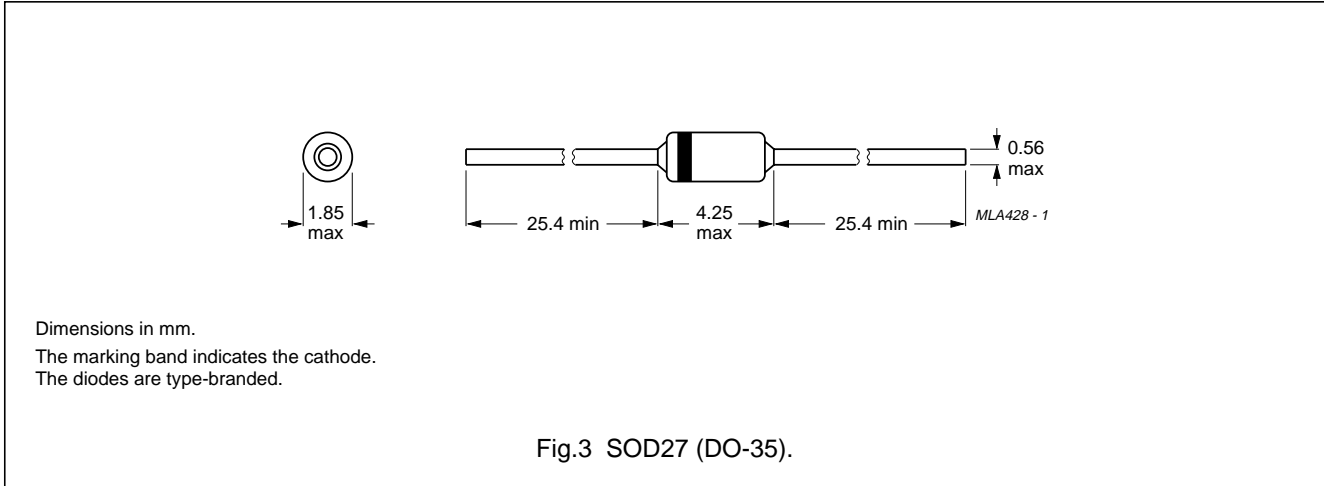
GRAPHICAL DATA



Low-voltage stabistors

BZV86 series

PACKAGE OUTLINE



DEFINITIONS

Data sheet status	
Objective specification	This data sheet contains target or goal specifications for product development.
Preliminary specification	This data sheet contains preliminary data; supplementary data may be published later.
Product specification	This data sheet contains final product specifications.
Limiting values	
Limiting values given are in accordance with the Absolute Maximum Rating System (IEC 134). Stress above one or more of the limiting values may cause permanent damage to the device. These are stress ratings only and operation of the device at these or at any other conditions above those given in the Characteristics sections of the specification is not implied. Exposure to limiting values for extended periods may affect device reliability.	
Application information	
Where application information is given, it is advisory and does not form part of the specification.	

LIFE SUPPORT APPLICATIONS

These products are not designed for use in life support appliances, devices, or systems where malfunction of these products can reasonably be expected to result in personal injury. Philips customers using or selling these products for use in such applications do so at their own risk and agree to fully indemnify Philips for any damages resulting from such improper use or sale.



LittleDiode supplies new, hard to find or obsolete electronic components and semiconductors all over the world.

With over two million different components listed you are sure to find the part you need.

Feel free to visit us today at our online store:

LittleDiode.com

Looking forward to providing you with the best possible service.