

- IN4148 AVAILABLE IN JANHC AND JANKC
- SWITCHING DIODE CHIPS
- ALL JUNCTIONS COMPLETELY PROTECTED WITH SILICON DIOXIDE
- COMPATIBLE WITH ALL WIRE BONDING AND DIE ATTACH TECHNIQUES WITH THE EXCEPTION OF SOLDER REFLOW

CD4148
CD914
CD3600
CD4150
CD4153
CD4454

MAXIMUM RATINGS

Operating Temperature: -55°C to +175°C
Storage Temperature: -65°C to +175°C

ELECTRICAL CHARACTERISTICS @ 25°C, unless otherwise specified

TYPE	V_{BR} @ 100 μ A	V_{RWM}	I_O	V_{F1} @ $I_F = 10$ mA	V_{F2} @ $I_F = 50$ mA	V_{F3} @ $I_F = 100$ mA	t_{rr}
	Volts (min)	Volts (pk)	mA	V_{dc}	V_{dc}	V_{dc}	n sec
CD914	100	75	75	0.8	1.2	N/A	5
CD4148	100	75	200	0.8	N/A	1.2	5
CD4454	75	50	200	1.0	N/A	N/A	4

TYPE	I_{R1} @ 20Vdc	I_{R2}	I_{R3} @ 20Vdc $T_A + 150^\circ C$	I_{R4} $T_A + 150^\circ C$	CAPACITANCE @ 0V	CAPACITANCE @ 1.5V
	nA	μ A @ V	μ A	μ A @ V	pF	pF
CD914	25	0.5 @ 75	35	75 @ 75	4.0	2.8
CD4148	25	0.5 @ 75	35	75 @ 75	4.0	2.8
CD4454	N/A	0.1 @ 50	N/A	100 @ 50	2.0	N/A

TYPE	V_{BR} $I_R = 10 \mu$ A*	V_{RWM}	I_{R1} $V_R = 50$ Vdc $T_A = 25^\circ C$	I_{R2} $V_R = 50$ Vdc $T_A = 150^\circ C$	C $V_R = 0:f = 1$ Mhz; ac signals = 50m V (p-p)	t_{rr}
	VOLTS (MIN)	V (pk)	μ A dc	μ A dc	pF	ns
CD3600	75	50	0.10	100	2.5	4
CD4150	75	50	0.10	100	2.5	4
CD4153	75*	50	0.05	50	2.0	4

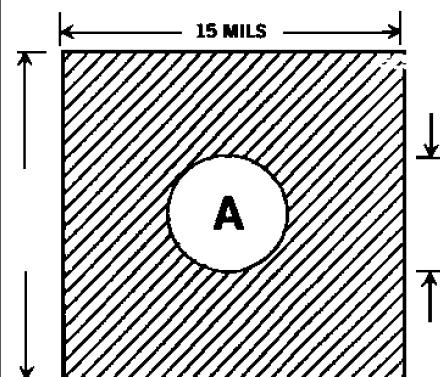
*@5 μ A for CD4153

FORWARD VOLTAGE LIMITS - CD3600 and CD4150

LIMITS	V_{F1} $I_F = 1$ mA dc	V_{F2} $I_F = 10$ mA dc	V_{F3} $I_F = 50$ mA dc (Pulsed)	V_{F4} $I_F = 100$ mA dc (Pulsed)	V_{F5} $I_F = 200$ mA dc (Pulsed)
	V dc	V dc	V dc	V dc	V dc
minimum	0.540	0.680	0.780	0.820	0.870
maximum	0.620	0.740	0.860	0.920	1.000

FORWARD VOLTAGE LIMITS - CD4153

LIMITS	V_{F1} $I_F = 100 \mu$ A dc	V_{F2} $I_F = 250 \mu$ A dc	V_{F3} $I_F = 1$ mA dc	V_{F4} $I_F = 2$ mA dc	V_{F5} $I_F = 10$ mA dc	V_{F6} $I_F = 20$ mA dc
	V dc	V dc	V dc	V dc	V dc	V dc
minimum	0.49	0.53	0.59	0.62	0.70	0.74
minimum	0.55	0.59	0.67	0.70	0.81	0.88



BACKSIDE IS CATHODE

FIGURE 1

DESIGN DATA

METALLIZATION:

Top: (Anode)Al
Back: (Cathode).....Au

AL THICKNESS25,000 Å Min

GOLD THICKNESS4,000 Å Min

CHIP THICKNESS10 Mils

TOLERANCES: ALL
Dimensions \pm 2 mils



COMPENSATED DEVICES INCORPORATED

22 COREY STREET, MELROSE, MASSACHUSETTS 02176
PHONE (781) 665-1071 FAX (781) 665-7379
WEBSITE: <http://www.cdi-diodes.com> E-mail: mail@cdi-diodes.com

CD4148, CD914, CD3600, CD4150, CD4153 and CD4454

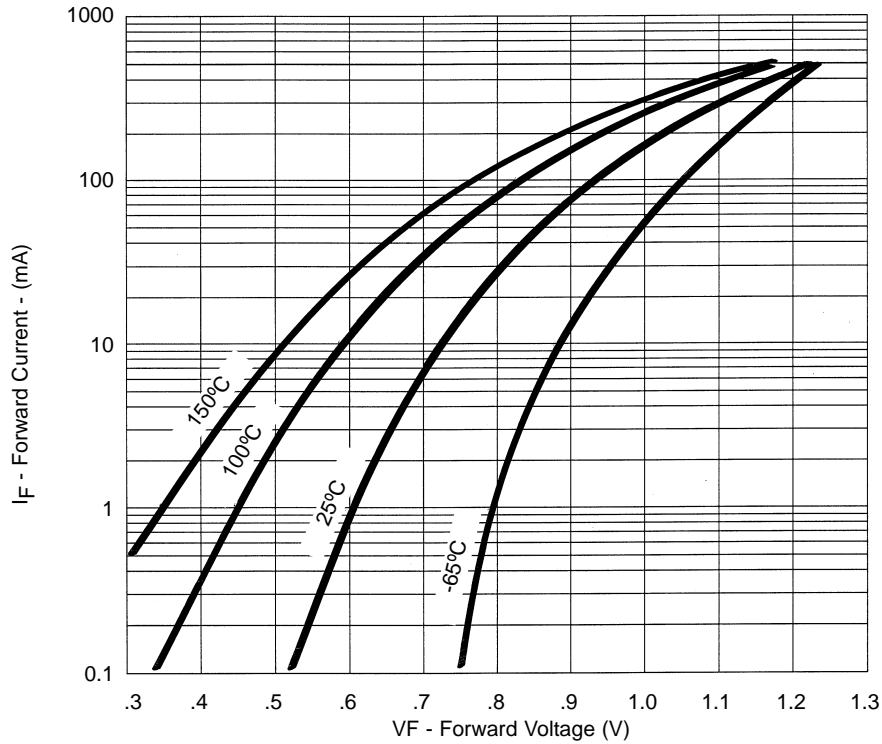
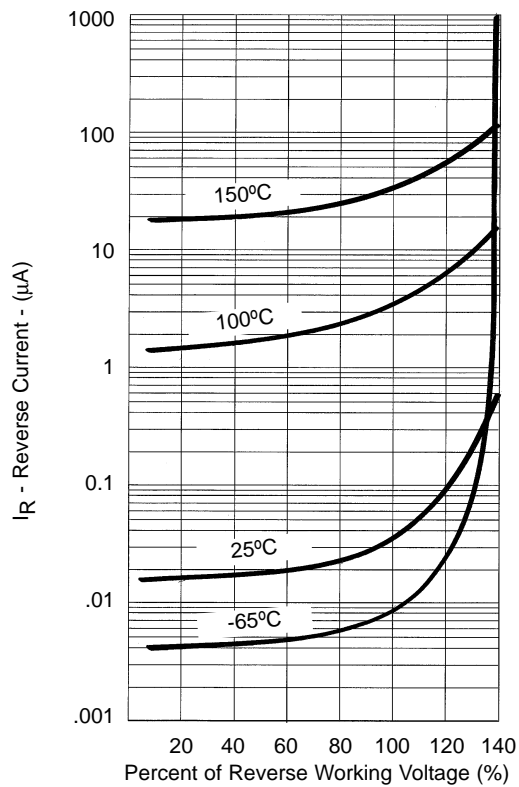


FIGURE 2
Typical Forward Current
vs Forward Voltage



NOTE : All temperatures shown on graphs are junction temperatures

FIGURE 3
Typical Reverse Current
vs Reverse Voltage



LittleDiode supplies new, hard to find or obsolete electronic components and semiconductors all over the world.

With over two million different components listed you are sure to find the part you need.

Feel free to visit us today at our online store:

LittleDiode.com

Looking forward to providing you with the best possible service.