

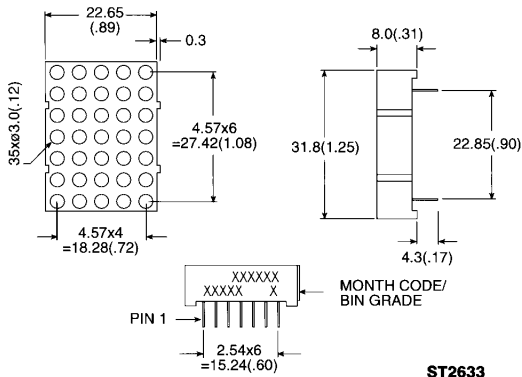


# 1.2" 5 × 7 DOT MATRIX DISPLAYS

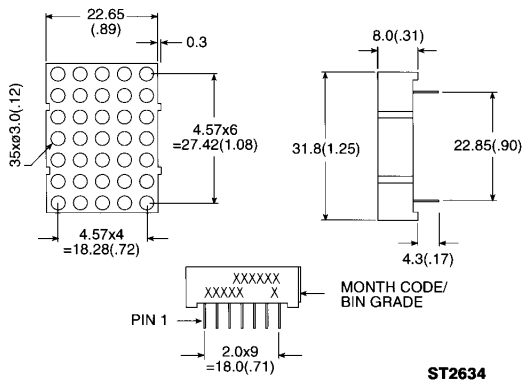
**YELLOW GMA 8475C GMC 8475C**  
**HER GMA 8875C GMC 8875C**  
**GREEN GMA 8975C GMC 8975C**  
**BICOLOR- RED/GREEN GMA 8675C GMC 8675C**

## PACKAGE DIMENSIONS

### A. GMX8X75C



### B. GMX8675C



## DESCRIPTION

The GMX8X75C series are 1.2" (30 mm) matrix height 5 × 7 dot matrix displays. All these parts are available in gray face and white dot color.

The X in GMX denotes row anode or row cathode.

## FEATURES

- 1.2" (30 mm) matrix height
- Choice of 3 colors — green, yellow & HER and bicolor — red/green
- Low power consumption
- 5 × 7 array with X-Y select
- Stackable horizontally
- Choice of 2 matrix orientation cathode column or anode column
- Easy mounting or PCB on sockets
- Categorized for luminous intensity
- Multicolor color displays are applicable to 3 bright colors — green, orange (HER) and yellow (green and HER mixed)

### NOTES:

1. ALL PINS ARE Ø0.5 (.02).
2. DIMENSIONS IN MILLIMETER (INCH), TOLERANCE IS ±0.25 (.01) UNLESS OTHERWISE NOTED.



**1.2" 5 x 7  
DOT MATRIX DISPLAYS**

<b>ABSOLUTE MAXIMUM RATING</b> ( $T_A = 25^\circ\text{C}$ unless otherwise specified)				
PARAMETER	YELLOW	HER	GREEN	UNITS
Power dissipation per dot .....	60	70	75	mW
Peak forward current per dot (Duty cycle 1/10, 10KHz) .....	80	100	100	mA
Continuous $I_f$ per dot .....	20	5	25	mA
Reverse voltage per dot .....	5	5	5	V
Operating and storage temperature range .....	-25°C to +85°C			
Soldering time at 260°C (1/16 inch below seating plane) .....	3 sec			

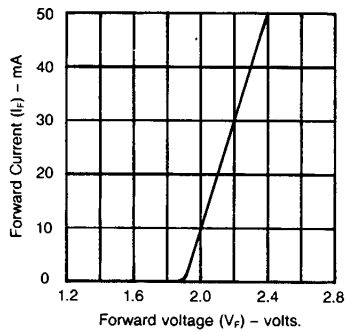
<b>MODEL NUMBERS</b>						
PART NO.				DESCRIPTION	PACKAGE DIMENSION	INTERNAL CIRCUIT DIAGRAM
YELLOW	HER	GREEN	MULTI-COLOR			
GMC8475C	GMC8875C	GMC8975C		Anode column, cathode row	A	A
GMA8475C	GMA8875C	GMA8975C		Cathode column, anode row	A	B
			GMA8675C	Cathode column, anode row	B	C
			GMC8675C	Anode column, cathode row	B	D

**ELECTRICAL/OPTICAL CHARACTERISTICS** ( $T_A = 25^\circ\text{C}$  Unless otherwise specified)  
**GMX8475C (YELLOW)**

PARAMETER	MIN.	TYP.	MAX.	UNITS	TEST CONDITIONS
Average luminous intensity		3000		$\mu\text{cd}$	$I_f = 20 \text{ mA}$
Peak emission wavelength		585		nm	$I_f = 20 \text{ mA}$
Spectral line half-width		35		nm	$I_f = 20 \text{ mA}$
Forward voltage, any dot		2.1	2.8	V	$I_f = 20 \text{ mA}$
Reverse voltage, any dot			100	$\mu\text{A}$	$V_R = 5 \text{ V}$

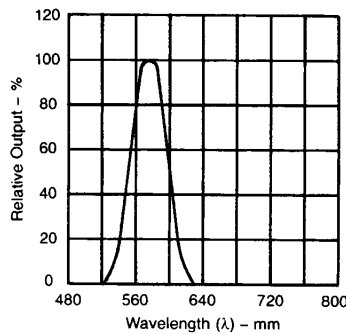
**TYPICAL ELECTRICAL/OPTICAL CHARACTERISTIC CURVES**

( $T_A = 25^\circ\text{C}$  Unless otherwise specified)



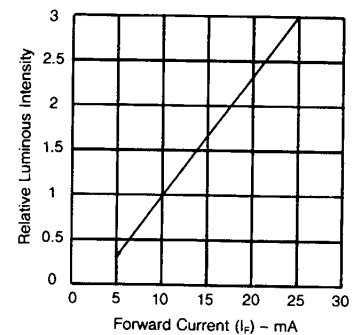
C3037

Fig. 1. Forward Current vs. Forward Voltage



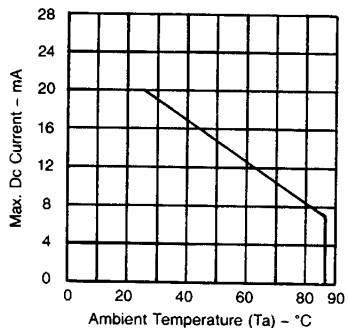
C3038

Fig. 2. Spectral Response



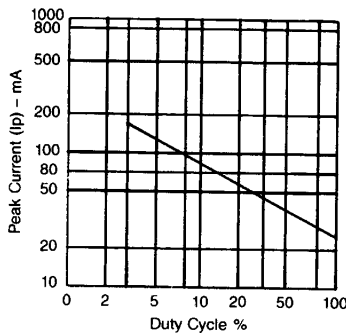
C3039

Fig. 3. Relative Luminous Intensity vs. Forward Current (Per Segment)



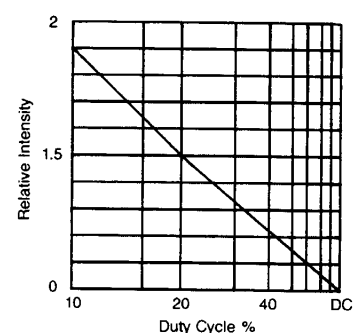
C3040

Fig. 4. Maximum Forward Allowable DC Current Per Segment vs. Ambient Temperature



C3041

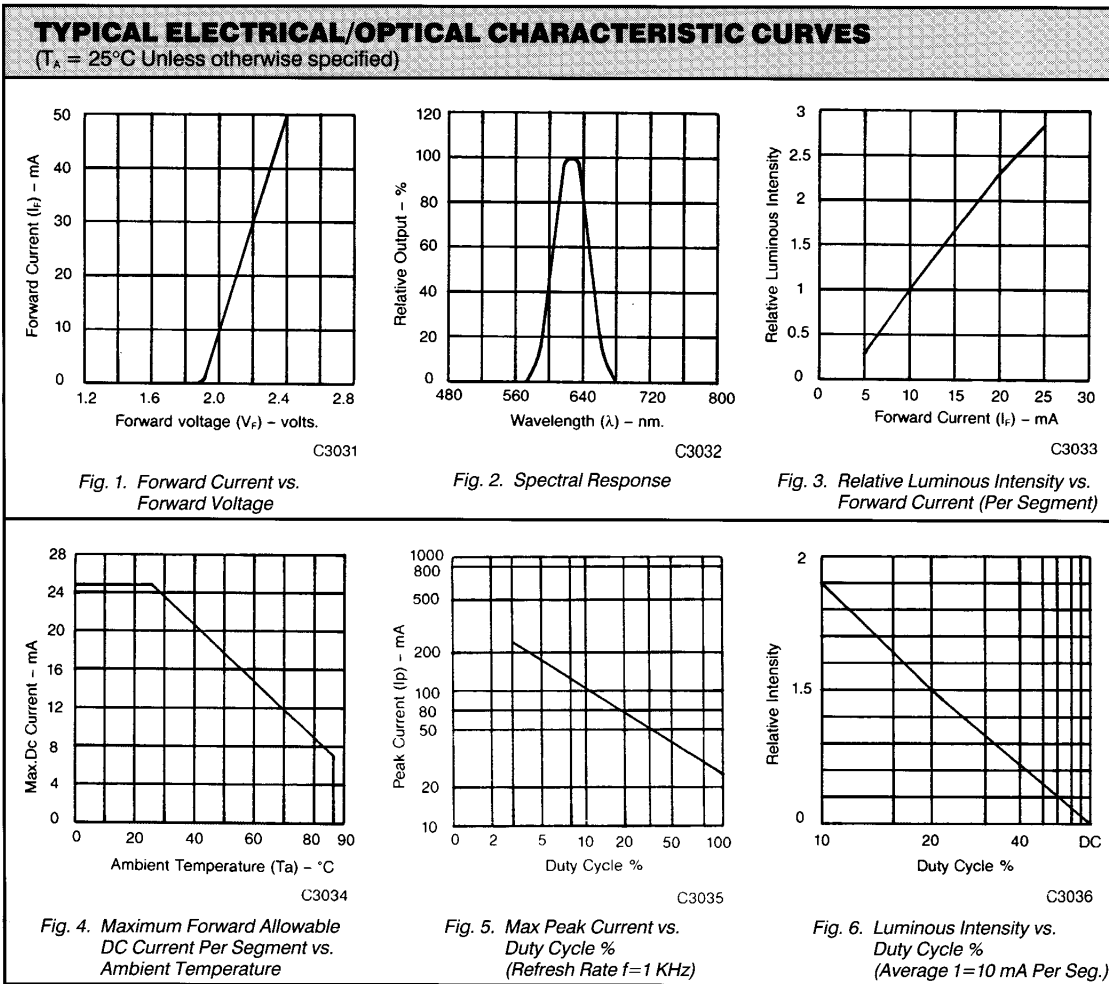
Fig. 5. Max Peak Current vs. Duty Cycle %  
(Refresh Rate  $f = 1 \text{ KHz}$ )



C3042

Fig. 6. Luminous Intensity vs. Duty Cycle %  
(Average  $I = 10 \text{ mA Per Seg.}$ )

<b>ELECTRICAL/OPTICAL CHARACTERISTICS</b> ( $T_A = 25^\circ\text{C}$ Unless otherwise specified) <b>GMX8875C (HER)</b>					
PARAMETER	MIN.	TYP.	MAX.	UNITS	TEST CONDITIONS
Average luminous intensity		3000		$\mu\text{cd}$	$I_F = 20 \text{ mA}$
Peak emission wavelength		635		nm	$I_F = 20 \text{ mA}$
Spectral line half-width		30		nm	$I_F = 20 \text{ mA}$
Forward voltage, any dot		2.1	2.8	V	$I_F = 20 \text{ mA}$
Reverse voltage, any dot			100	$\mu\text{A}$	$V_R = 5 \text{ V}$



**ELECTRICAL/OPTICAL CHARACTERISTICS** ( $T_A = 25^\circ\text{C}$  Unless otherwise specified)  
**GMX8975C (GREEN)**

PARAMETER	MIN.	TYP.	MAX.	UNITS	TEST CONDITIONS
Average luminous intensity		3000		$\mu\text{cd}$	$I_f = 20 \text{ mA}$
Peak emission wavelength		565		nm	$I_f = 20 \text{ mA}$
Spectral line half-width		30		nm	$I_f = 20 \text{ mA}$
Forward voltage, any dot		2.1	2.8	V	$I_f = 20 \text{ mA}$
Reverse voltage, any dot			100	$\mu\text{A}$	$V_R = 5 \text{ V}$

**TYPICAL ELECTRICAL/OPTICAL CHARACTERISTIC CURVES**  
( $T_A = 25^\circ\text{C}$  Unless otherwise specified)

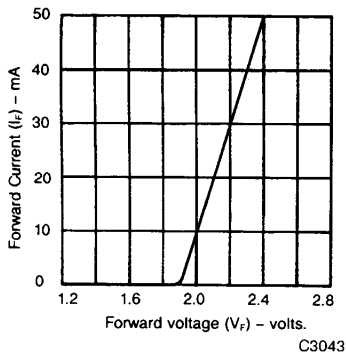


Fig. 1. Forward Current vs. Forward Voltage

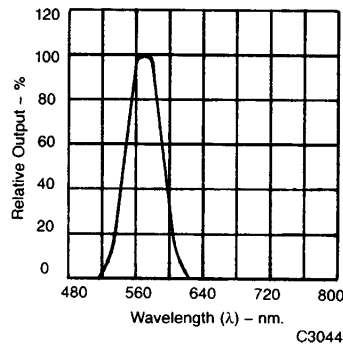


Fig. 2. Spectral Response

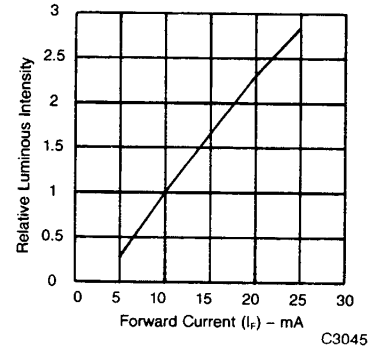


Fig. 3. Relative Luminous Intensity vs. Forward Current (Per Segment)

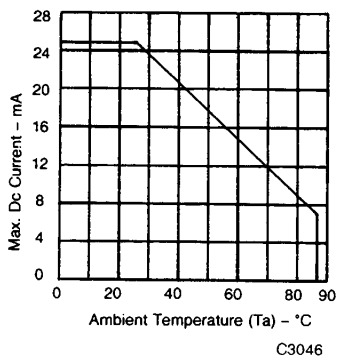


Fig. 4. Maximum Forward Allowable DC Current Per Segment vs. Ambient Temperature

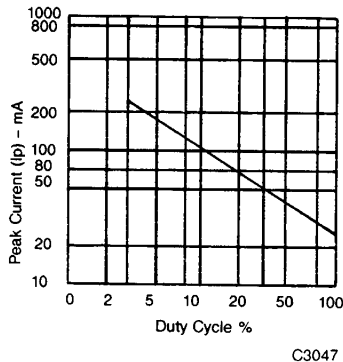


Fig. 5. Max Peak Current vs. Duty Cycle % (Refresh Rate  $f = 1 \text{ KHz}$ )

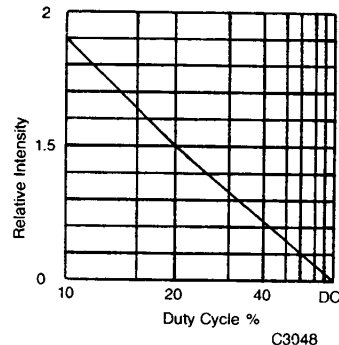


Fig. 6. Luminous Intensity vs. Duty Cycle % (Average  $I = 10 \text{ mA}$  Per Seg.)

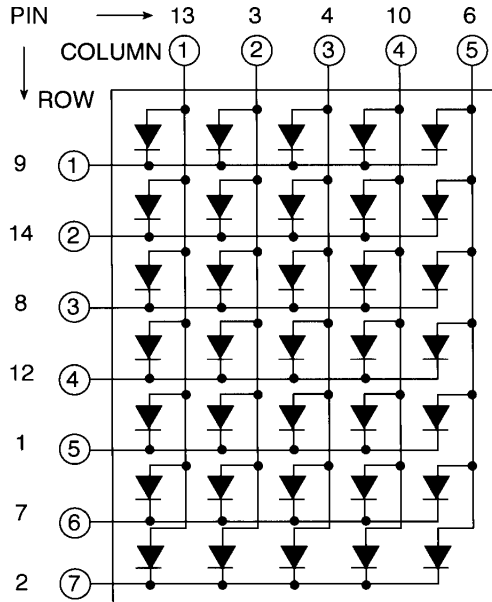


**1.2" 5 × 7  
DOT MATRIX DISPLAYS**

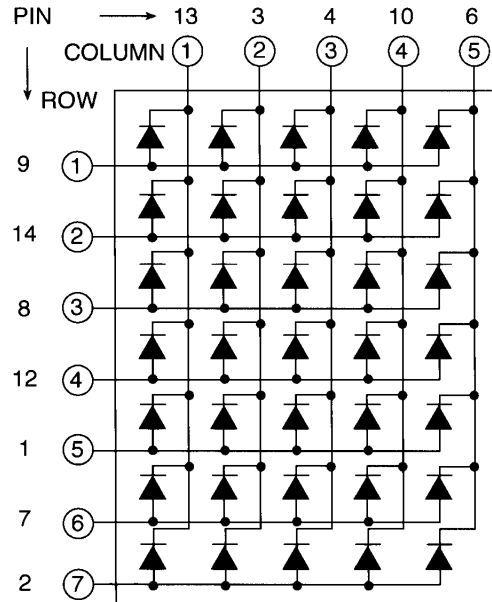
<b>PIN CONNECTION</b>				
<b>PIN NO.</b>	<b>GMA8X75C</b>	<b>GMC8X75C</b>	<b>GMC8675C</b>	<b>GMA8675C</b>
1	Anode row 5	Cathode row 5	Cathode row 7 green	Anode row 7 green
2	Anode row 7	Cathode row 7	Cathode row 7 HER	Anode row 7 HER
3	Cathode column 2	Anode column 2	Anode column 1	Cathode column 1
4	Cathode column 3	Anode column 3	Anode column 2	Cathode column 2
5	Anode row 4	Cathode row 4	Anode column 3	Cathode column 3
6	Cathode column 5	Anode column 5	Anode column 4	Cathode column 4
7	Anode row 6	Cathode row 6	Anode column 5	Cathode column 5
8	Anode row 3	Cathode row 3	Cathode row 6 green	Anode row 6 green
9	Anode row 1	Cathode row 1	Cathode row 6 HER	Anode row 6 HER
10	Cathode column 4	Anode column 4	No connection	No connection
11	Cathode column 3	Anode column 3	Cathode row 5 green	Anode row 5 green
12	Anode row 4	Cathode row 4	Cathode row 5 HER	Anode row 5 HER
13	Cathode column 1	Anode column 1	Cathode row 4 green	Anode row 4 green
14	Anode row 2	Cathode row 2	Cathode row 4 HER	Anode row 4 HER
15			Cathode row 3 green	Anode row 3 green
16			Cathode row 3 HER	Anode row 3 HER
17			Cathode row 2 green	Anode row 2 green
18			Cathode row 2 HER	Anode row 2 HER
19			Cathode row 1 green	Anode row 1 green
20			Cathode row 1 HER	Anode row 1 HER

**INTERNAL CIRCUIT DIAGRAM**

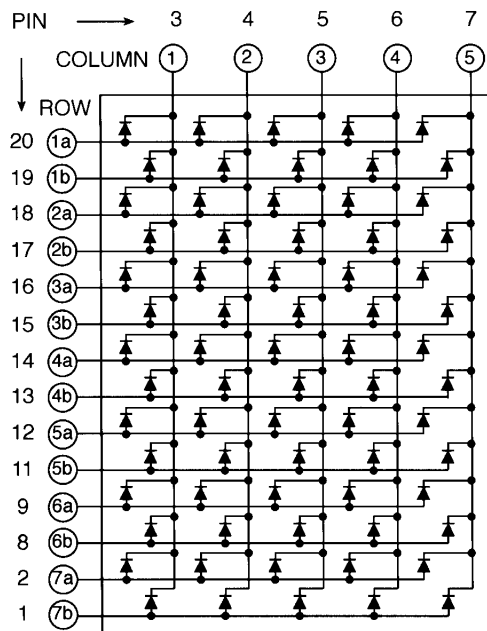
**A. GMC8X75C**



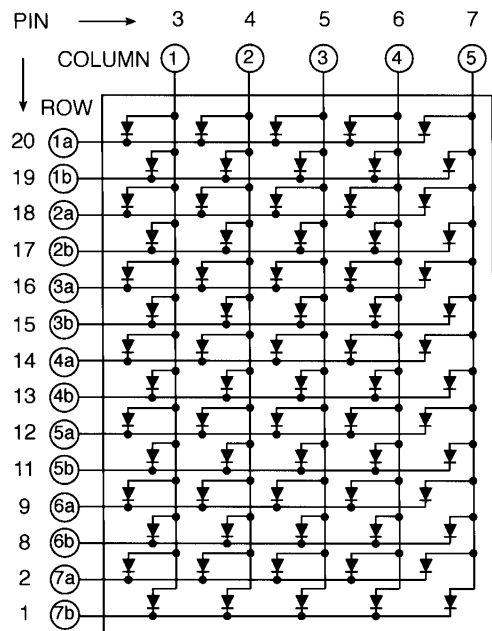
**B. GMA8X75C**



**C. GMA8675C**



**D. GMC8675C**





LittleDiode supplies new, hard to find or obsolete electronic components and semiconductors all over the world.

With over two million different components listed you are sure to find the part you need.

Feel free to visit us today at our online store:

[LittleDiode.com](http://LittleDiode.com)

Looking forward to providing you with the best possible service.