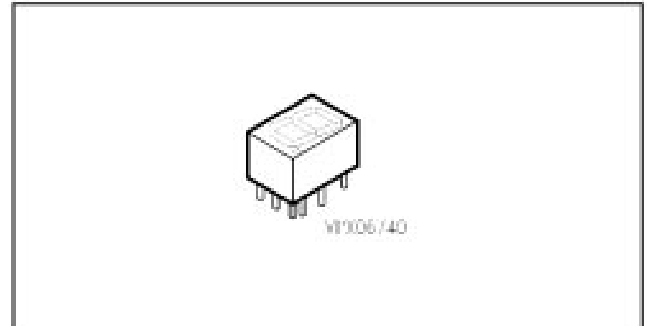


## Seven Segment Display 7 mm (0.28") Low Current Version

HDN 1075 O  
HDN 1077 O

### Features

- Excellent character appearance
- Evenly lighted segments
- Wide viewing angle  $2\varphi = 50^\circ$
- Mitred corners on segments
- Grey package provides optimum contrast
- Low power consumption
- IC-compatible
- Right hand decimal



Type	Polarity	Color of emission	Luminous intensity/ Segment $I_F = 2 \text{ mA}$ $I_V (\mu\text{cd})$	Ordering code
HDN 1075 O	common anode	super-red	260 (typ.)	Q68000-A4315
HDN 1077 O	common cathode	super-red	260 (typ.)	Q68000-A4317

## Maximum Ratings ( $T_A = 25\text{ °C}$ )

Description	Symbol	Value	Unit
Operating temperature range	$T_{op}$	0... + 85	°C
Storage temperature range	$T_{stg}$	- 40 ... + 85	°C
Lead soldering temperature, 2 mm from base	$T_S$	260	°C for 3 s
Forward surge current per segment or DP <sup>1)</sup>	$I_{FM}$	100	mA
DC forward current per segment or DP <sup>2)</sup>	$I_F$	15	mA
Reverse voltage per segment or DP	$V_R$	6	V
Total power dissipation	$P_{tot}$	320	mW

1) Do not exceed maximum average current per segment (see graph of the peak forward current)

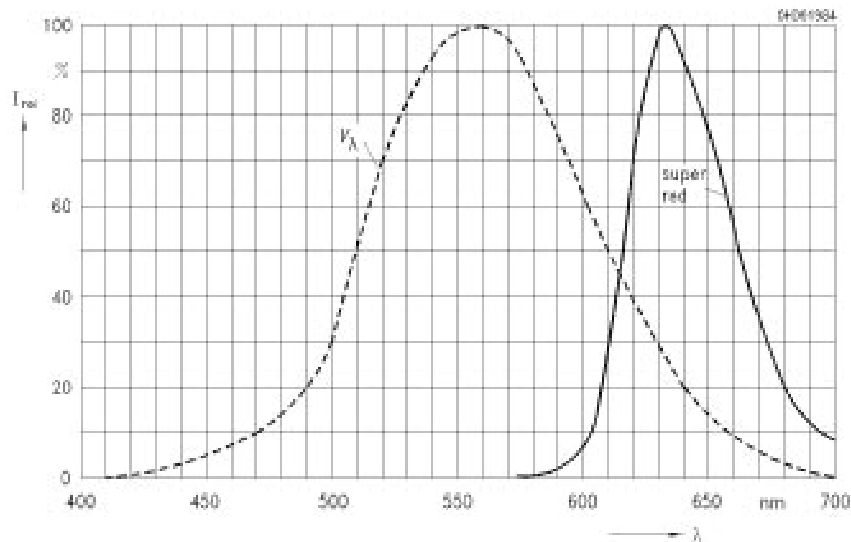
2) Derate maximum average current above  $T_A = 75\text{ °C}$  at  $0.5\text{ mA/°C}$  per segment

## Characteristics ( $T_A = 25\text{ °C}$ )

Parameter	Symbol	Values			Unit
		min	typ.	ma	
Luminous intensity per segment (Digit average)					
2 mA	$I_V$	180	260	-	$\mu\text{cd}$
5 mA	$I_V$	-	1000	-	$\mu\text{cd}$
20 mA PK, 1:4 Duty factor	$I_V$	-	1300	-	$\mu\text{cd}$
Peak wavelength	$\lambda_{peak}$	-	635	-	nm
Dominant wavelength (Digit average)	$\lambda_{dom}$	612	-	625	nm
Forward voltage per segment or DP $I_F = 2\text{ mA}$	$V_F$	-	1.8	-	V
Break down voltage per Segment $I_R = 10\text{ }\mu\text{A}$	$V_{BR}$	6	15	-	V
Thermal resistance LED junction-to-pin	$R_{th\text{ J-PIN}}$	-	-	180	°C/W/Seg

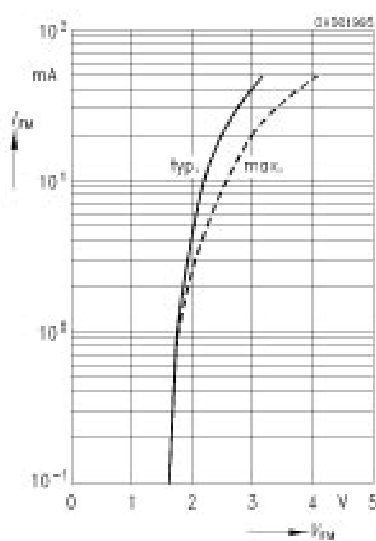
**Relative spectral emission  $I_{rel} = f(\lambda)$**

$V(\lambda)$  = Standard eye response curve



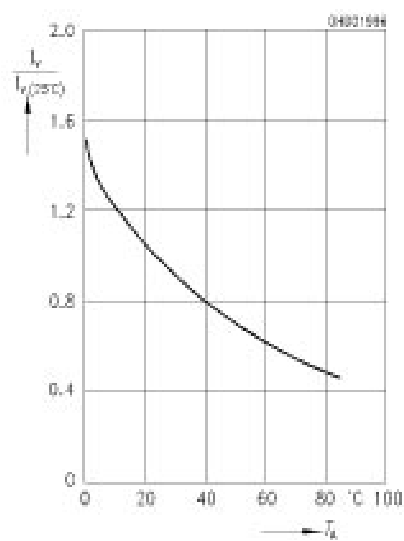
**Peak forward current  $I_{FM} = f(V_{FM})$**

$I_P / T = 0.001, I_P = 10 \mu s, T_A = 25^\circ C$



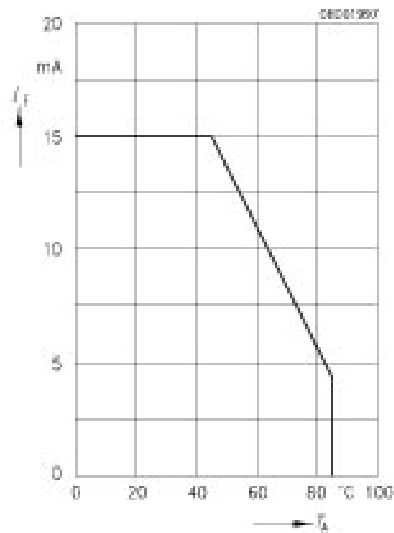
**Rel. luminous intensity  $I_v / I_v(25^\circ C) = f(T_A)$**

$I_F = 2 \text{ mA}$



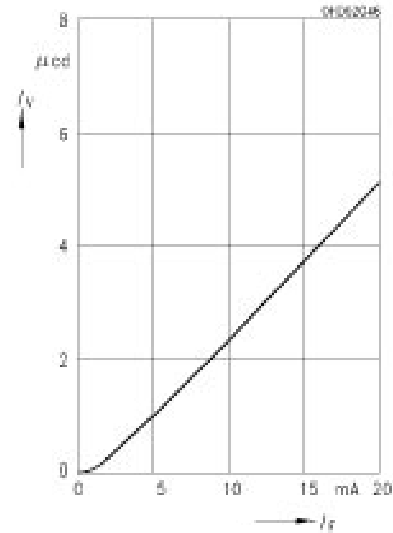
### Max. permissible forward current

$$I_F = f(T_A)$$



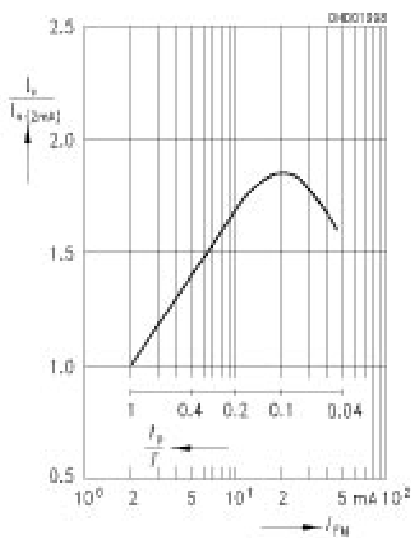
### Luminous intensity $I_V = f(I_F)$

$$T_A = 25^\circ\text{C}$$



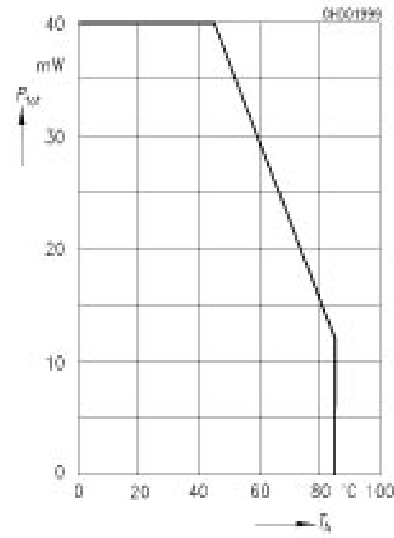
### Relative efficiency $I_V/I_V(2\text{ mA}) = f(I_{FM})$

$$T_A = 25^\circ\text{C}$$

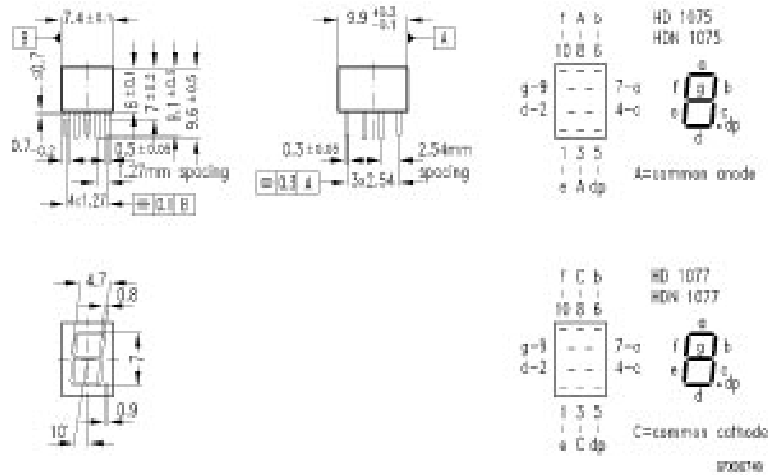


### Total power dissipation per segment

$$P_{tot} = f(T_A)$$



## Package Outlines





LittleDiode supplies new, hard to find or obsolete electronic components and semiconductors all over the world.

With over two million different components listed you are sure to find the part you need.

Feel free to visit us today at our online store:

[LittleDiode.com](http://LittleDiode.com)

Looking forward to providing you with the best possible service.