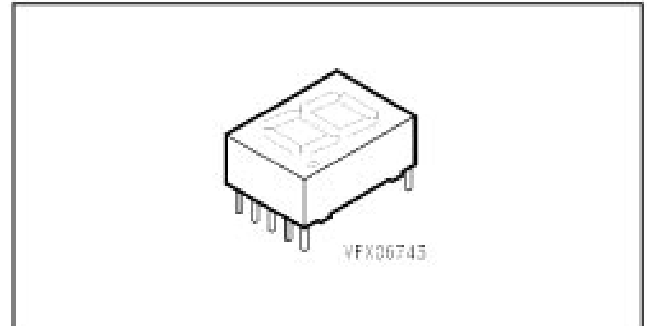


Seven Segment Display
13 mm (0.59")
Low Current Version

HDN 1131 O
HDN 1133 O

Features

- Excellent character appearance
- Evenly lighted segments
- Wide viewing angle $2\varphi = 50^\circ$
- Mitred corners on segments
- Grey package provides optimum contrast
- Low power consumption
- IC-compatible
- Right hand decimal



Type	Polarity	Color of emission	Luminous intensity/ Segment $I_F = 2 \text{ mA}$ $I_V (\mu\text{cd})$	Ordering code
HDN 1131 O	common anode	super-red	260 (typ.)	Q68000-A6433
HDN 1133 O	common cathode	super-red	260 (typ.)	Q68000-A6434

Maximum Ratings ($T_A = 25\text{ °C}$)

Description	Symbol	Value	Unit
Operating temperature range	T_{op}	0 ... + 85	°C
Storage temperature range	T_{stg}	- 40 ... + 85	°C
Lead soldering temperature, 2 mm from base	T_S	260	°C for 3 s
Forward surge current per segment or DP ¹⁾ $t_p \leq 10\ \mu\text{s}$	I_{FM}	100	mA
DC forward current per segment or DP ²⁾	I_F	15	mA
Reverse voltage per segment or DP	V_R	6	V
Total power dissipation per segment or DP ²⁾	P_{tot}	320	mW

1) Do not exceed maximum average current per segment (see graph of the peak forward current)

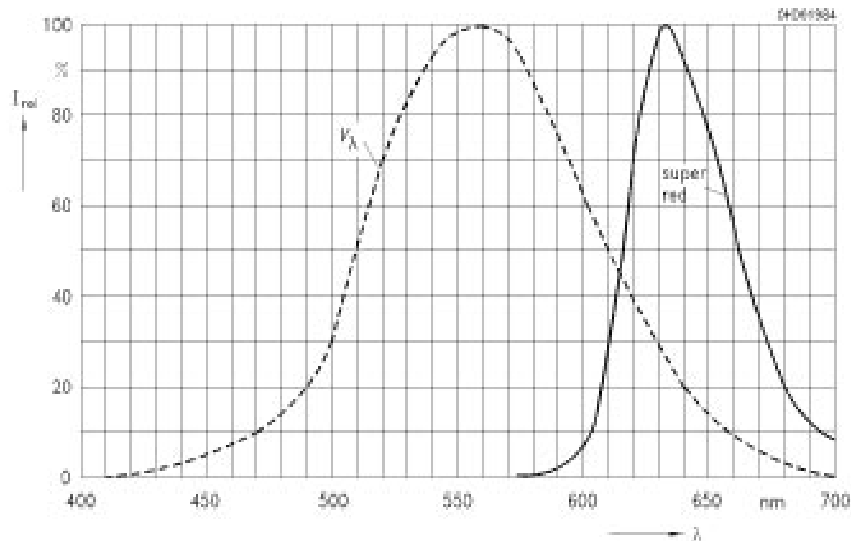
2) Derate maximum average current above $T_A = 75\text{ °C}$ at 0.5 mA/°C per segment

Characteristics ($T_A = 25\text{ °C}$)

Parameter	Symbol	Values			Unit
		min	typ.	ma	
Luminous intensity per segment (Digit average)					
2 mA	I_V	180	260	-	μcd
5 mA	I_V	-	100	-	μcd
20 mA PK, 1:4 Duty factor	I_V	-	0	-	μcd
Peak wavelength	λ_{peak}	-	635	-	nm
Dominant wavelength (Digit average)	λ_{dom}	612	-	625	nm
Forward voltage per segment or DP $I_F = 2\text{ mA}$	V_F	-	1.8	-	V
Break down voltage per Segment $I_R = 10\ \mu\text{A}$	V_{BR}	6	15	-	V
Thermal resistance LED junction-to-pin	$R_{th\text{ J-PIN}}$	-	-	180	°C/W/Seg

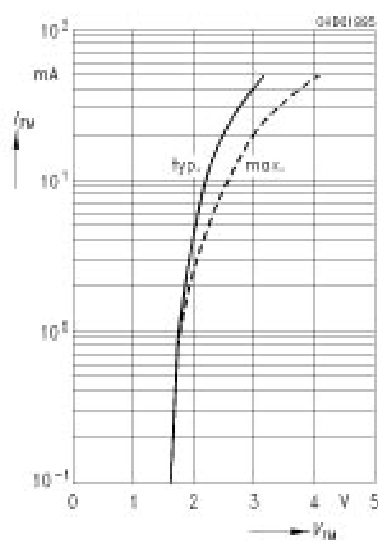
Relative spectral emission $I_{rel} = f(\lambda)$

$V(\lambda)$ = Standard eye response curve



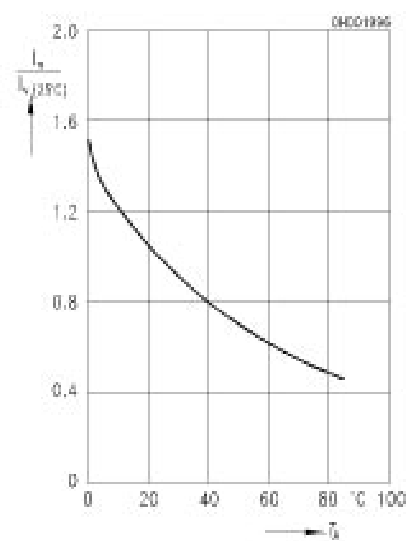
Peak forward current $I_{FM} = f(V_{FM})$

$I_P / T = 0.001$, $I_P = 10 \mu s$, $T_A = 25^\circ C$



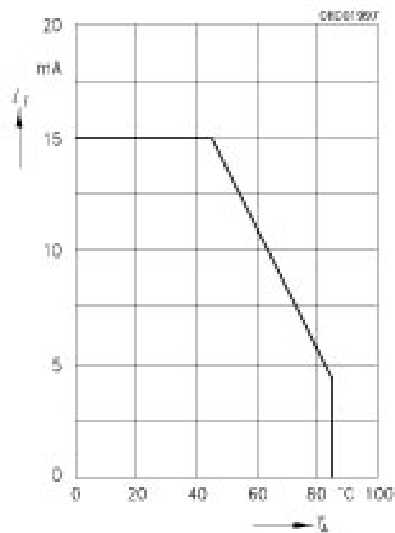
Rel. luminous intensity $I_v / I_v(25^\circ C) = f(T_A)$

$I_F = 2 \text{ mA}$



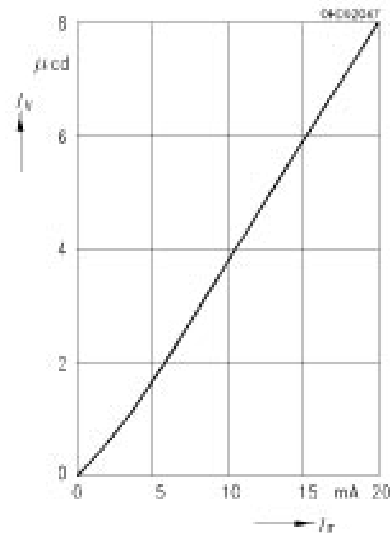
Max. permissible forward current

$$I_F = f(T_A)$$



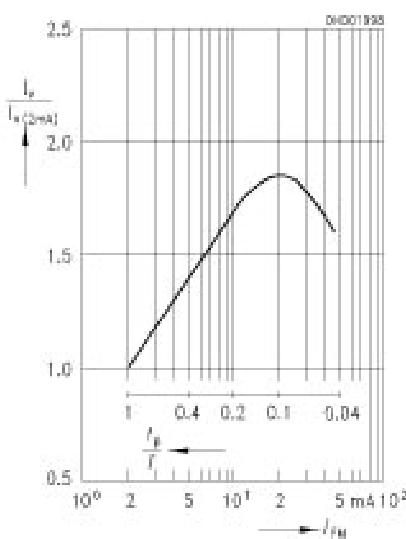
Luminous intensity $I_V = f(I_F)$

$$T_A = 25\text{ °C}$$



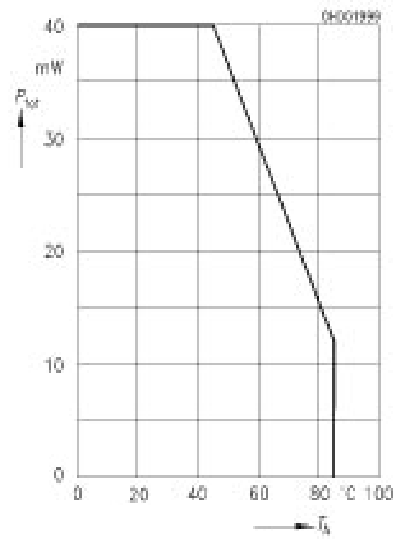
Relative efficiency $I_V/I_V(2\text{ mA}) = f(I_{FM})$

$$T_A = 25\text{ °C}$$

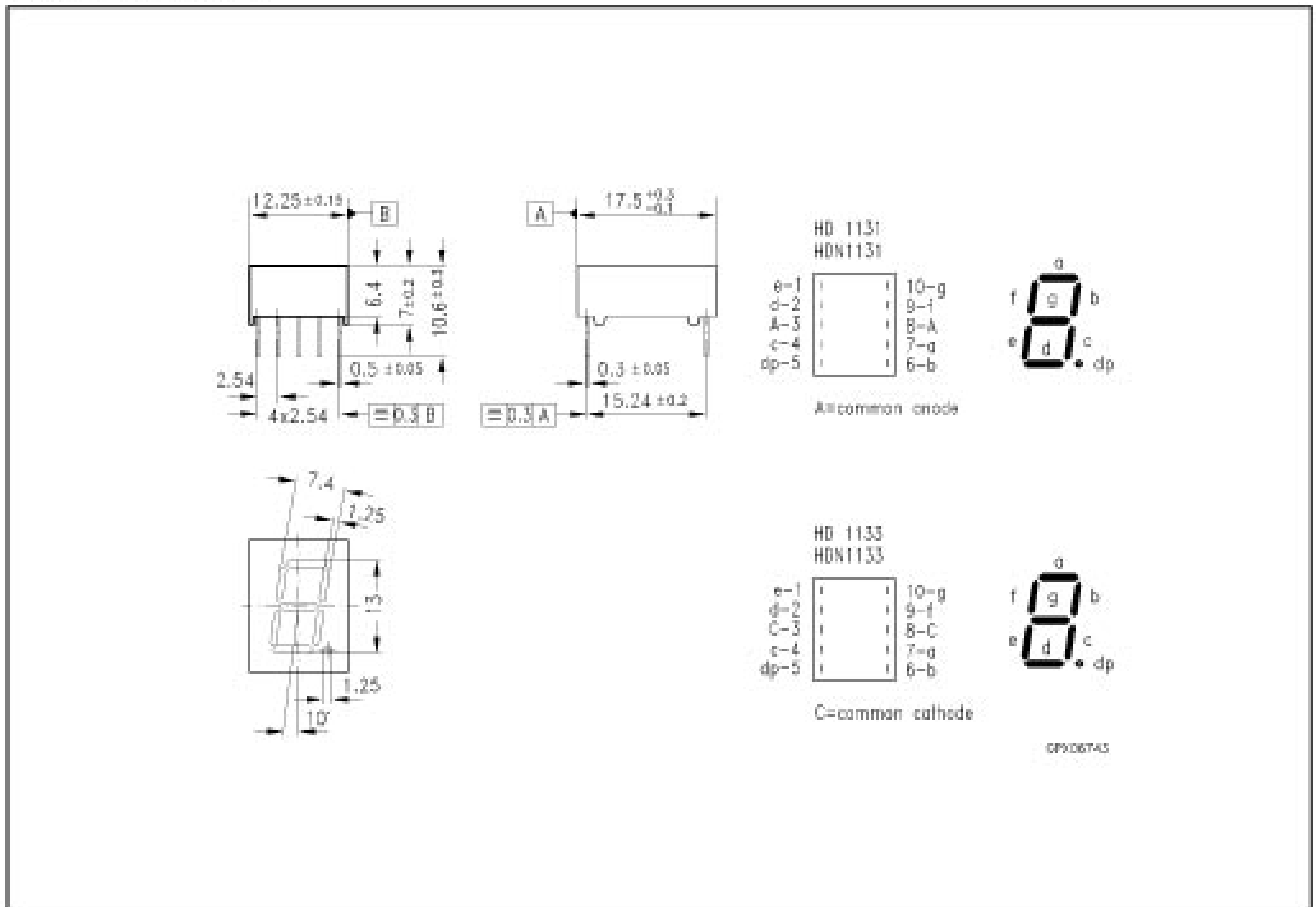


Total power dissipation per segment

$$P_{tot} = f(T_A)$$



Package Outlines





LittleDiode supplies new, hard to find or obsolete electronic components and semiconductors all over the world.

With over two million different components listed you are sure to find the part you need.

Feel free to visit us today at our online store:

LittleDiode.com

Looking forward to providing you with the best possible service.