

DATA SHEET

For a complete data sheet, please also download:

- The IC04 LOCMOS HE4000B Logic Family Specifications HEF, HEC
- The IC04 LOCMOS HE4000B Logic Package Outlines/Information HEF, HEC

HEF4093B

gates

Quadruple 2-input NAND Schmitt trigger

Product specification
File under Integrated Circuits, IC04

January 1995

Quadruple 2-input NAND Schmitt trigger

HEF4093B gates

DESCRIPTION

The HEF4093B consists of four Schmitt-trigger circuits. Each circuit functions as a two-input NAND gate with Schmitt-trigger action on both inputs. The gate switches at different points for positive and negative-going signals. The difference between the positive voltage (V_P) and the negative voltage (V_N) is defined as hysteresis voltage (V_H).

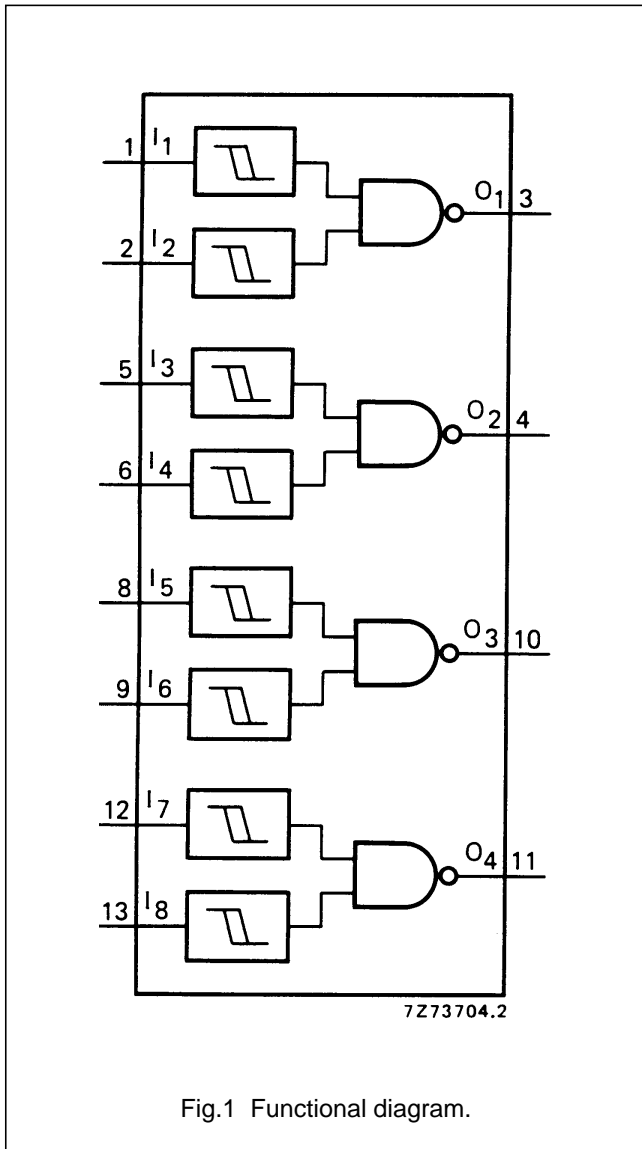


Fig.1 Functional diagram.

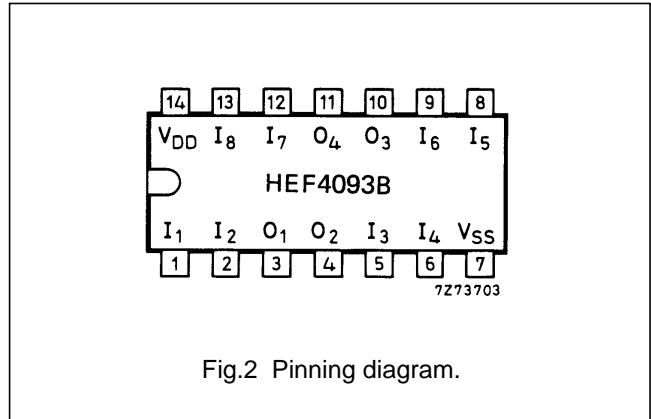


Fig.2 Pinning diagram.

- HEF4093BP(N): 14-lead DIL; plastic (SOT27-1)
- HEF4093BD(F): 14-lead DIL; ceramic (cerdip) (SOT73)
- HEF4093BT(D): 14-lead SO; plastic (SOT108-1)
- (): Package Designator North America

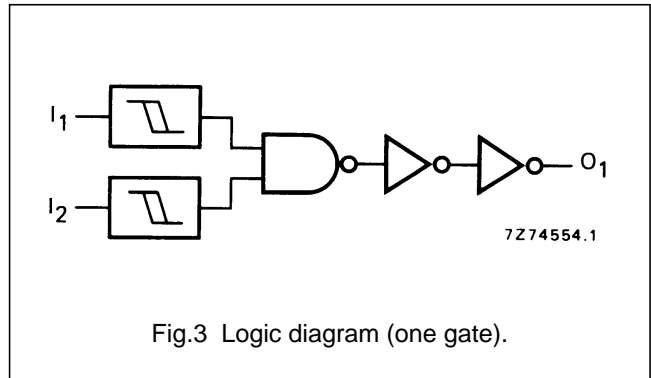


Fig.3 Logic diagram (one gate).

FAMILY DATA, I_{DD} LIMITS category GATES

See Family Specifications

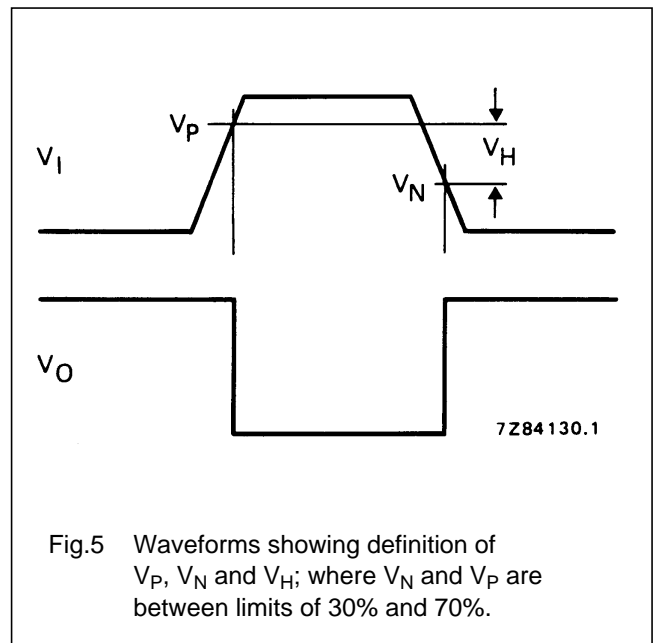
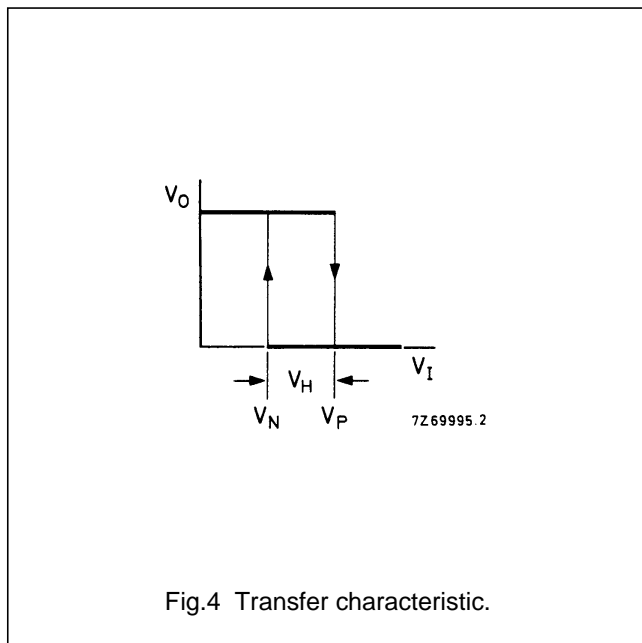
Quadruple 2-input NAND Schmitt trigger

HEF4093B
gates

DC CHARACTERISTICS

$V_{SS} = 0\text{ V}$; $T_{amb} = 25\text{ }^\circ\text{C}$

	V_{DD} V	SYMBOL	MIN.	TYP.	MAX.
Hysteresis voltage	5	V_H	0,4	0,7	–
	10		0,6	1,0	–
	15		0,7	1,3	–
Switching levels positive-going input voltage	5	V_P	1,9	2,9	3,5
	10		3,6	5,2	7
	15		4,7	7,3	11
Switching levels negative-going input voltage	5	V_N	1,5	2,2	3,1
	10		3	4,2	6,4
	15		4	6,0	10,3



Quadruple 2-input NAND Schmitt trigger

HEF4093B
gates

AC CHARACTERISTICS

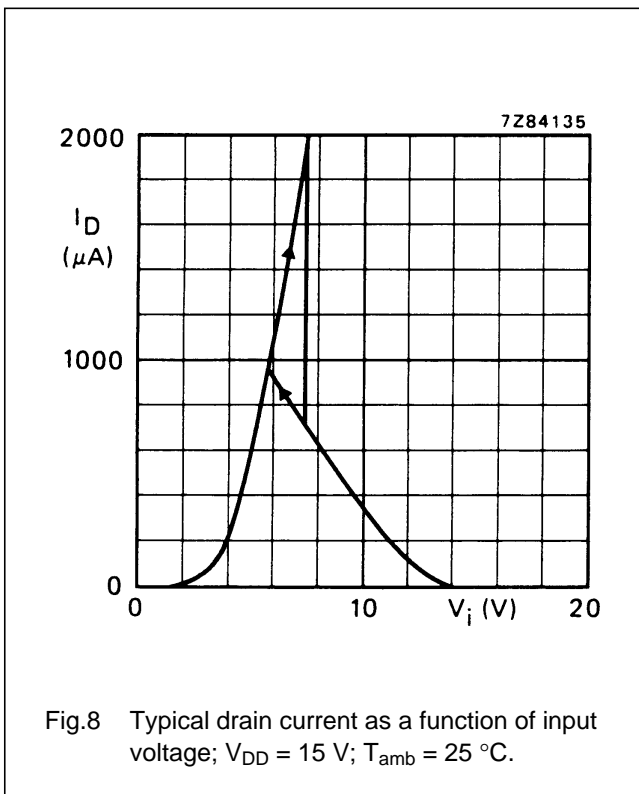
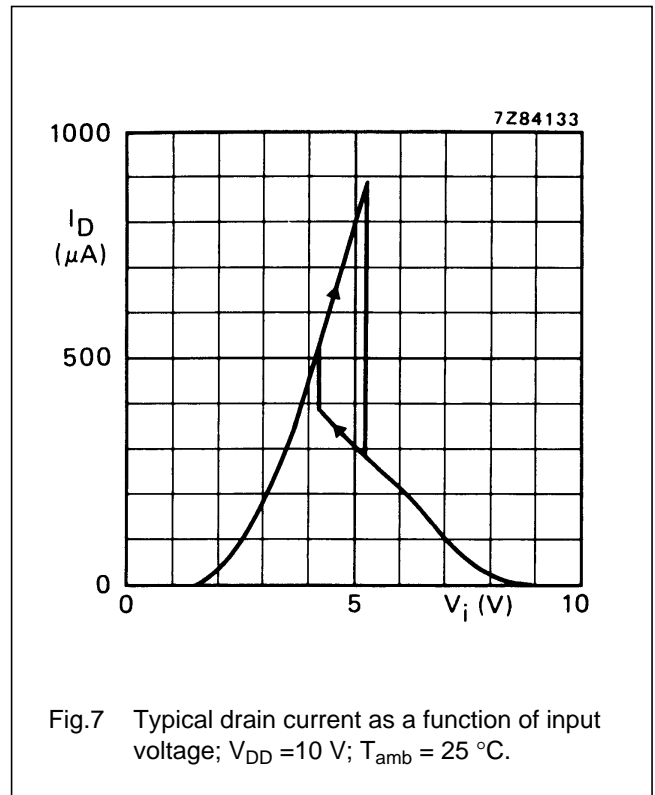
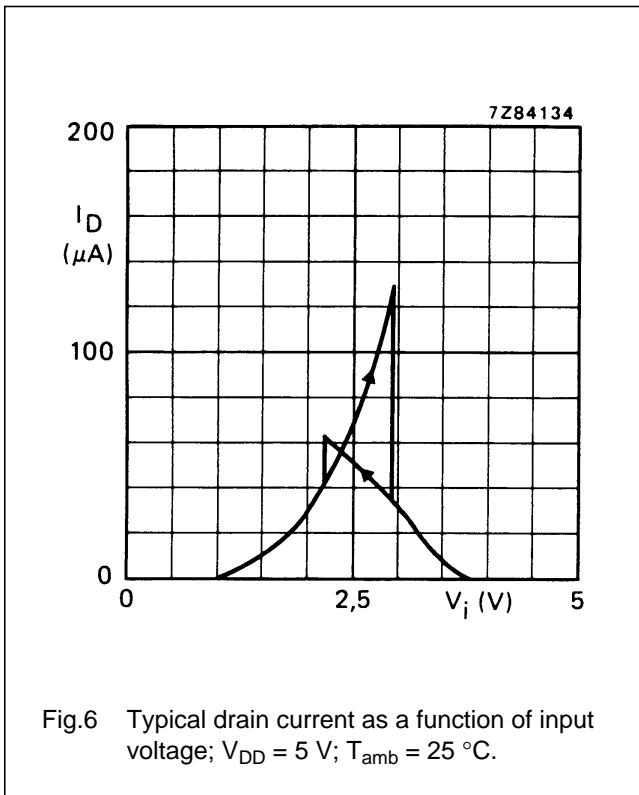
$V_{SS} = 0\text{ V}$; $T_{amb} = 25\text{ °C}$; $C_L = 50\text{ pF}$; input transition times $\leq 20\text{ ns}$

	V_{DD} V	SYMBOL	TYP.	MAX.	TYPICAL EXTRAPOLATION FORMULA
Propagation delays $I_n \rightarrow O_n$ HIGH to LOW LOW to HIGH	5	t_{PHL}	90	185 ns	$63\text{ ns} + (0,55\text{ ns/pF}) C_L$
	10		40	80 ns	$29\text{ ns} + (0,23\text{ ns/pF}) C_L$
	15		30	60 ns	$22\text{ ns} + (0,16\text{ ns/pF}) C_L$
	5	t_{PLH}	85	170 ns	$58\text{ ns} + (0,55\text{ ns/pF}) C_L$
	10		40	80 ns	$29\text{ ns} + (0,23\text{ ns/pF}) C_L$
	15		30	60 ns	$22\text{ ns} + (0,16\text{ ns/pF}) C_L$
Output transition times HIGH to LOW LOW to HIGH	5	t_{THL}	60	120 ns	$10\text{ ns} + (1,0\text{ ns/pF}) C_L$
	10		30	60 ns	$9\text{ ns} + (0,42\text{ ns/pF}) C_L$
	15		20	40 ns	$6\text{ ns} + (0,28\text{ ns/pF}) C_L$
	5	t_{TLH}	60	120 ns	$10\text{ ns} + (1,0\text{ ns/pF}) C_L$
	10		30	60 ns	$9\text{ ns} + (0,42\text{ ns/pF}) C_L$
	15		20	40 ns	$6\text{ ns} + (0,28\text{ ns/pF}) C_L$

	V_{DD} V	TYPICAL FORMULA FOR P (μW)	
Dynamic power dissipation per package (P)	5	$1300 f_i + \sum(f_o C_L) \times V_{DD}^2$	where f_i = input freq. (MHz) f_o = output freq. (MHz) C_L = load capacitance (pF) $\sum(f_o C_L)$ = sum of outputs V_{DD} = supply voltage (V)
	10	$6400 f_i + \sum(f_o C_L) \times V_{DD}^2$	
	15	$18\ 700 f_i + \sum(f_o C_L) \times V_{DD}^2$	

Quadruple 2-input NAND Schmitt trigger

HEF4093B
gates



Quadruple 2-input NAND Schmitt trigger

HEF4093B
gates

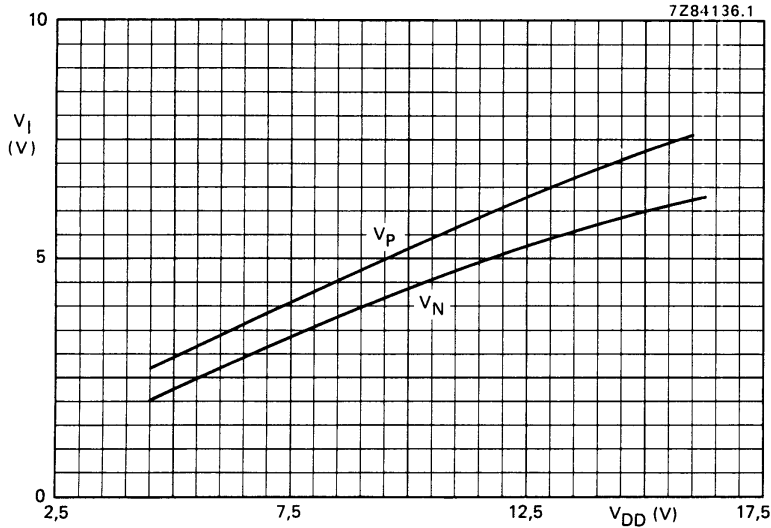


Fig.9 Typical switching levels as a function of supply voltage V_{DD} ; $T_{amb} = 25\text{ }^{\circ}\text{C}$.

APPLICATION INFORMATION

Some examples of applications for the HEF4093B are:

- Wave and pulse shapers
- Astable multivibrators
- Monostable multivibrators.

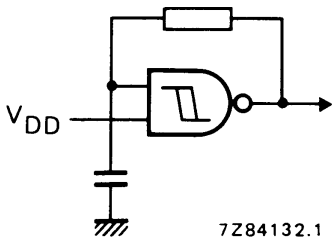


Fig.10 The HEF4093B used as a astable multivibrator.

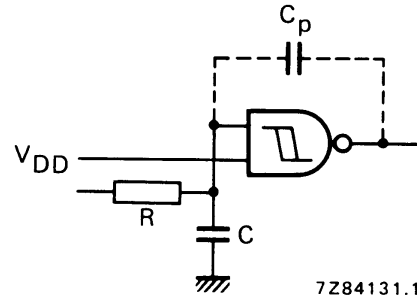


Fig.11 Schmitt trigger driven via a high impedance ($R > 1\text{ k}\Omega$).

If a Schmitt trigger is driven via a high impedance ($R > 1\text{ k}\Omega$) then it is necessary to incorporate a capacitor C of such value that:

$$\frac{C}{C_p} > \frac{V_{DD} - V_{SS}}{V_H}, \text{ otherwise oscillation can occur on the edges of a pulse.}$$

C_p is the external parasitic capacitance between inputs and output; the value depends on the circuit board layout.

Note

The two inputs may be connected together, but this will result in a larger through-current at the moment of switching.



LittleDiode supplies new, hard to find or obsolete electronic components and semiconductors all over the world.

With over two million different components listed you are sure to find the part you need.

Feel free to visit us today at our online store:

LittleDiode.com

Looking forward to providing you with the best possible service.