

# DATA SHEET

For a complete data sheet, please also download:

- The IC04 LOCMOS HE4000B Logic Family Specifications HEF, HEC
- The IC04 LOCMOS HE4000B Logic Package Outlines/Information HEF, HEC

## **HEF4539B**

## **MSI**

## **Dual 4-input multiplexer**

Product specification  
File under Integrated Circuits, IC04

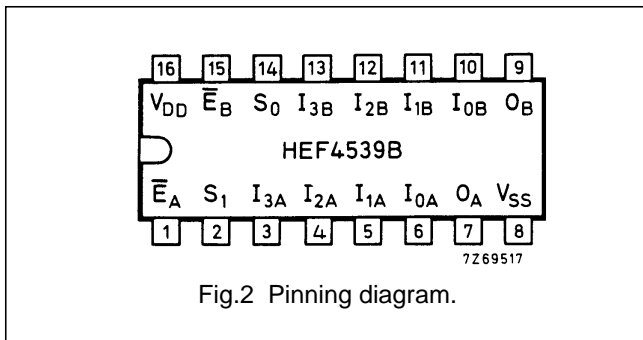
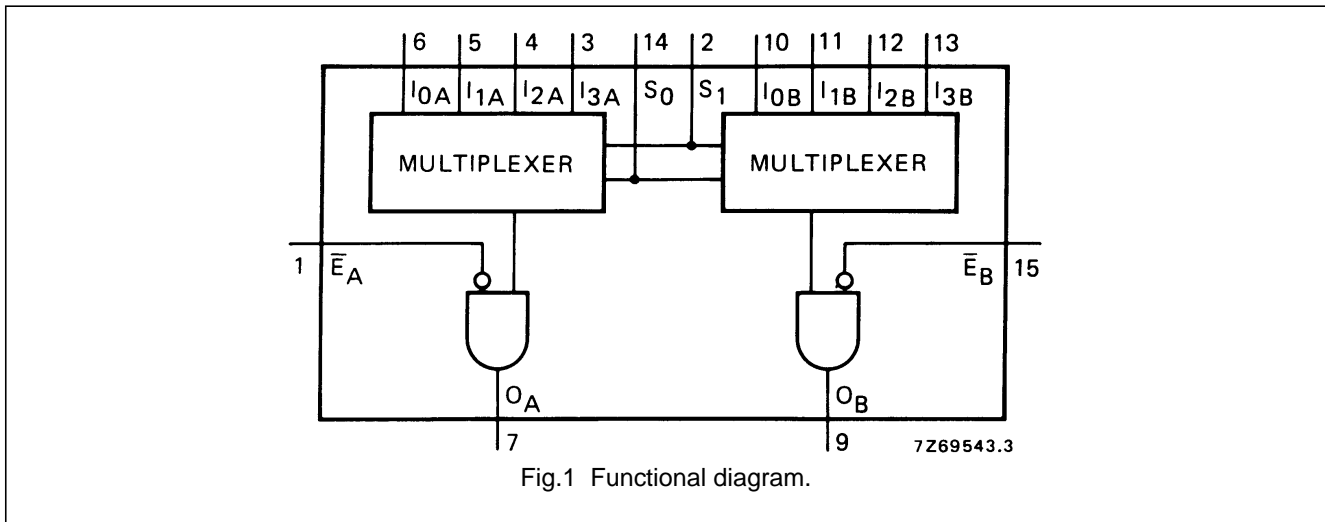
January 1995

# Dual 4-input multiplexer

**HEF4539B**  
**MSI**

**DESCRIPTION**

The HEF4539B is a dual 4-input multiplexer with common select logic. Each multiplexer has four multiplexer inputs ( $I_0$  and  $I_3$ ), an active LOW enable input ( $\bar{E}$ ) and a multiplexer output (O). When HIGH,  $\bar{E}$  forces O of the respective multiplexer LOW, independent of the select inputs ( $S_0$  to  $S_1$ ) and  $I_0$  to  $I_3$ . When  $\bar{E}$  is LOW,  $S_0$  and  $S_1$  determine which multiplexer input ( $I_0$  to  $I_3$ ) on each of the multiplexers is routed to the respective multiplexer output (O).



**PINNING**

- $I_{0A}, I_{1A}, I_{2A}, I_{3A}$  multiplexer inputs
- $I_{0B}, I_{1B}, I_{2B}, I_{3B}$  multiplexer inputs
- $S_0, S_1$  select inputs
- $\bar{E}_A, \bar{E}_B$  enable inputs (active LOW)
- $O_A, O_B$  multiplexer outputs

**FAMILY DATA,  $I_{DD}$  LIMITS category MSI**

See Family Specifications

- HEF4539BP(N): 16-lead DIL; plastic (SOT38-1)
  - HEF4539BD(F): 16-lead DIL; ceramic (cerdip) (SOT74)
  - HEF4539BT(D): 16-lead SO; plastic (SOT109-1)
- ( ): Package Designator North America

Dual 4-input multiplexer

HEF4539B  
MSI

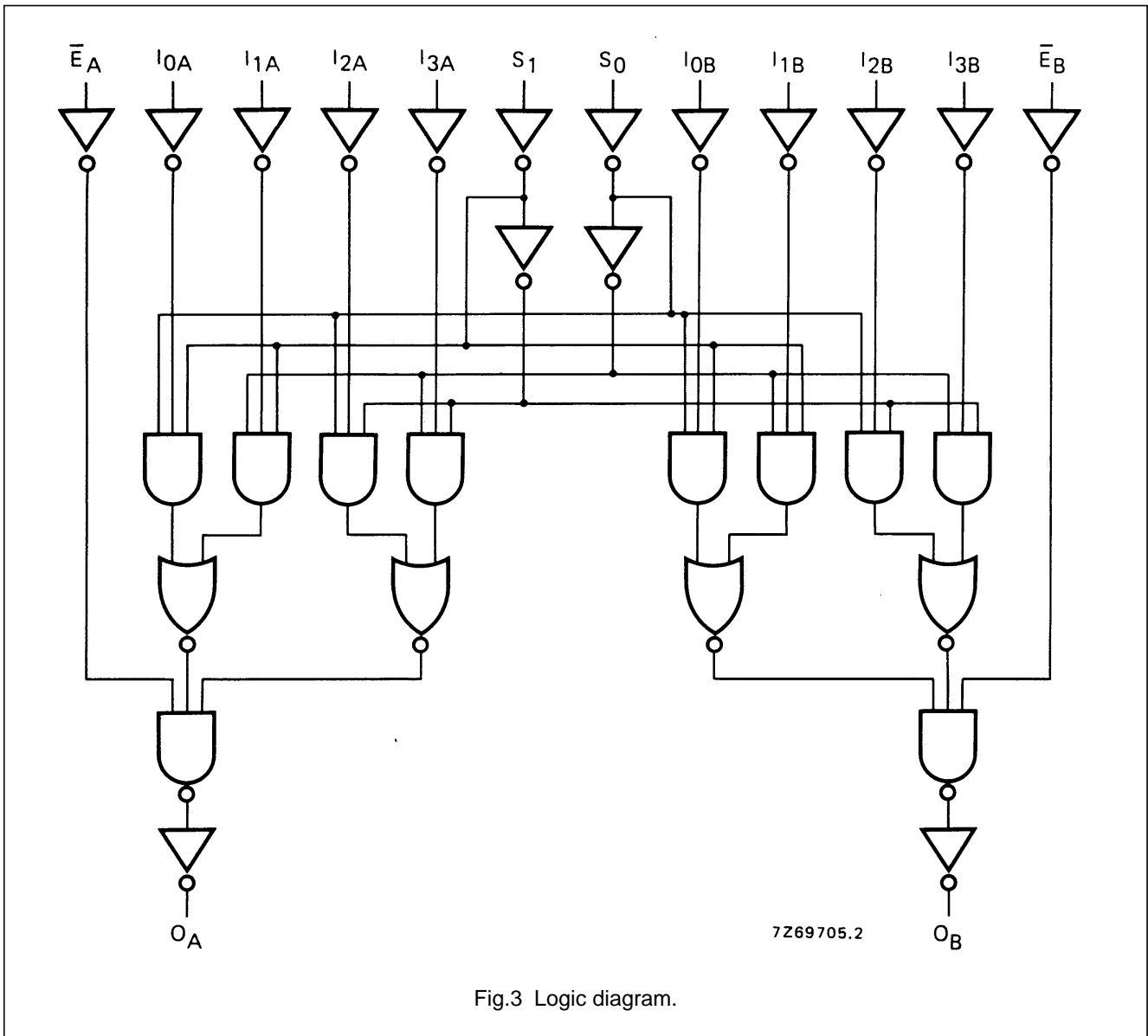


Fig.3 Logic diagram.

FUNCTION TABLE

INPUTS			OUTPUT
S <sub>0</sub>	S <sub>1</sub>	$\bar{E}_n$	O <sub>n</sub>
X	X	H	L
L	L	L	I <sub>0</sub>
H	L	L	I <sub>1</sub>
L	H	L	I <sub>2</sub>
H	H	L	I <sub>3</sub>

Notes

- H = HIGH state (the more positive voltage)  
L = LOW state (the less positive voltage)  
X = state is immaterial

## Dual 4-input multiplexer

HEF4539B  
MSI

## AC CHARACTERISTICS

 $V_{SS} = 0\text{ V}$ ;  $T_{amb} = 25\text{ °C}$ ;  $C_L = 50\text{ pF}$ ; input transition times  $\leq 20\text{ ns}$ 

	$V_{DD}$ V	SYMBOL	MIN.	TYP.	MAX.	TYPICAL EXTRAPOLATION FORMULA			
Propagation delays	5	$I_n \rightarrow O_n$ HIGH to LOW	$t_{PHL}$	120	240	ns	$93\text{ ns} + (0,55\text{ ns/pF}) C_L$		
				10	45	90	ns	$34\text{ ns} + (0,23\text{ ns/pF}) C_L$	
				15	30	60	ns	$22\text{ ns} + (0,16\text{ ns/pF}) C_L$	
	5	LOW to HIGH	$t_{PLH}$	120	245	ns	$93\text{ ns} + (0,55\text{ ns/pF}) C_L$		
				10	50	100	ns	$39\text{ ns} + (0,23\text{ ns/pF}) C_L$	
				15	35	65	ns	$27\text{ ns} + (0,16\text{ ns/pF}) C_L$	
	$S_n \rightarrow O_n$	5	HIGH to LOW	$t_{PHL}$	165	330	ns	$138\text{ ns} + (0,55\text{ ns/pF}) C_L$	
					10	65	125	ns	$54\text{ ns} + (0,23\text{ ns/pF}) C_L$
					15	40	80	ns	$32\text{ ns} + (0,16\text{ ns/pF}) C_L$
		5	LOW to HIGH	$t_{PLH}$	155	310	ns	$128\text{ ns} + (0,55\text{ ns/pF}) C_L$	
					10	60	120	ns	$49\text{ ns} + (0,23\text{ ns/pF}) C_L$
					15	40	80	ns	$32\text{ ns} + (0,16\text{ ns/pF}) C_L$
$\bar{E}_n \rightarrow O_n$	5	HIGH to LOW	$t_{PHL}$	100	200	ns	$73\text{ ns} + (0,55\text{ ns/pF}) C_L$		
				10	40	80	ns	$29\text{ ns} + (0,23\text{ ns/pF}) C_L$	
				15	30	55	ns	$22\text{ ns} + (0,16\text{ ns/pF}) C_L$	
	5	LOW to HIGH	$t_{PLH}$	100	200	ns	$73\text{ ns} + (0,55\text{ ns/pF}) C_L$		
				10	40	80	ns	$29\text{ ns} + (0,23\text{ ns/pF}) C_L$	
				15	30	55	ns	$22\text{ ns} + (0,16\text{ ns/pF}) C_L$	
Output transition times	5	HIGH to LOW	$t_{THL}$	60	120	ns	$10\text{ ns} + (1,0\text{ ns/pF}) C_L$		
				10	30	60	ns	$9\text{ ns} + (0,42\text{ ns/pF}) C_L$	
				15	20	40	ns	$6\text{ ns} + (0,28\text{ ns/pF}) C_L$	
	5	LOW to HIGH	$t_{TLH}$	60	120	ns	$10\text{ ns} + (1,0\text{ ns/pF}) C_L$		
				10	30	60	ns	$9\text{ ns} + (0,42\text{ ns/pF}) C_L$	
				15	20	40	ns	$6\text{ ns} + (0,28\text{ ns/pF}) C_L$	

	$V_{DD}$ V	TYPICAL FORMULA FOR P ( $\mu\text{W}$ )	
Dynamic power dissipation per package (P)	5	$700 f_i + \sum (f_o C_L) \times V_{DD}^2$	where $f_i$ = input freq. (MHz) $f_o$ = output freq. (MHz) $C_L$ = load capacitance (pF) $\sum (f_o C_L)$ = sum of outputs $V_{DD}$ = supply voltage (V)
	10	$2900 f_i + \sum (f_o C_L) \times V_{DD}^2$	
	15	$8100 f_i + \sum (f_o C_L) \times V_{DD}^2$	

## APPLICATION INFORMATION

Some examples of applications for the HEF4539B are: \* Data selectors \* Data multiplexers



LittleDiode supplies new, hard to find or obsolete electronic components and semiconductors all over the world.

With over two million different components listed you are sure to find the part you need.

Feel free to visit us today at our online store:

[LittleDiode.com](http://LittleDiode.com)

Looking forward to providing you with the best possible service.