

HFA30PB120

HEXFRED™

Ultrafast, Soft Recovery Diode

Features

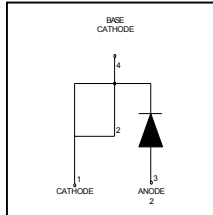
- Ultrafast Recovery
- Ultrasoft Recovery
- Very Low I_{RRM}
- Very Low Q_{rr}
- Specified at Operating Conditions

Benefits


- Reduced RFI and EMI
- Reduced Power Loss in Diode and Switching Transistor
- Higher Frequency Operation
- Reduced Snubbing
- Reduced Parts Count

Description

International Rectifier's HFA30PB120 is a state of the art ultra fast recovery diode. Employing the latest in epitaxial construction and advanced processing techniques it features a superb combination of characteristics which result in performance which is unsurpassed by any rectifier previously available. With basic ratings of 1200 volts and 30 amps continuous current, the HFA30PB120 is especially well suited for use as the companion diode for IGBTs and MOSFETs. In addition to ultra fast recovery time, the HEXFRED product line features extremely low values of peak recovery current (I_{RRM}) and does not exhibit any tendency to "snap-off" during the t_b portion of recovery. The HEXFRED features combine to offer designers a rectifier with lower noise and significantly lower switching losses in both the diode and the switching transistor. These HEXFRED advantages can help to significantly reduce snubbing, component count and heatsink sizes. The HEXFRED HFA30PB120 is ideally suited for applications in power supplies and power conversion systems (such as inverters), motor drives, and many other similar applications where high speed, high efficiency is needed.



$V_R = 1200V$
$V_F(\text{typ.})^* = 2.4V$
$I_F(AV) = 30A$
$Q_{rr}(\text{typ.}) = 490nC$
$I_{RRM}(\text{typ.}) = 8.1A$
$t_{rr}(\text{typ.}) = 37ns$
$di_{(rec)M}/dt(\text{typ.})^* = 130A/\mu s$



Absolute Maximum Ratings

	Parameter	Max.	Units
V_R	Cathode-to-Anode Voltage	1200	V
$I_F @ T_C = 100^\circ C$	Continuous Forward Current	30	A
I_{FSM}	Single Pulse Forward Current	120	
I_{FRM}	Maximum Repetitive Forward Current	90	W
$P_D @ T_C = 25^\circ C$	Maximum Power Dissipation		
$P_D @ T_C = 100^\circ C$	Maximum Power Dissipation		
T_J	Operating Junction and	-55 to +150	°C
T_{STG}	Storage Temperature Range		

* 125°C

Electrical Characteristics @ T_J = 25°C (unless otherwise specified)

	Parameter	Min.	Typ.	Max.	Units	Test Conditions
V _{BR}	Cathode Anode Breakdown Voltage	1200	—	—	V	I _R = 100μA
V _{FM}	Max Forward Voltage	—	2.5	3.0	V	I _F = 16A
		—	3.2	3.93		I _F = 32A
		—	2.3	2.7		I _F = 16A, T _J = 125°C
I _{RM}	Max Reverse Leakage Current	—	0.75	20	μA	V _R = V _R Rated
		—	375	2000		T _J = 125°C, V _R = 0.8 x V _R Rated
C _T	Junction Capacitance	—	27	40	pF	V _R = 200V
L _S	Series Inductance	—	8.0	—	nH	Measured lead to lead 5mm from package body

Dynamic Recovery Characteristics @ T_J = 25°C (unless otherwise specified)

	Parameter	Min.	Typ.	Max.	Units	Test Conditions
t _{rr}	Reverse Recovery Time	—	30	—	ns	I _F = 1.0A, di _F /dt = 200A/μs, V _R = 30V
t _{rr1}	See Fig. 5, 10	—	90	135		T _J = 25°C
t _{rr2}		—	164	245	T _J = 125°C	
I _{RRM1}	Peak Recovery Current	—	5.8	10	A	I _F = 16A V _R = 200V
I _{RRM2}	See Fig. 6	—	8.3	15		
Q _{rr1}	Reverse Recovery Charge	—	260	675	nC	di _F /dt = 200A/μs
Q _{rr2}	See Fig. 7	—	680	1838		
dI _{(rec)M} /dt1	Peak Rate of Fall of Recovery Current	—	120	—	A/μs	T _J = 25°C
dI _{(rec)M} /dt2	During t _b See Fig. 8	—	76	—		

Thermal - Mechanical Characteristics

	Parameter	Min.	Typ.	Max.	Units
T _{lead} ②	Lead Temperature	—	—	300	°C
R _{θJC}	Thermal Resistance, Junction to Case	—	—	0.83	K/W
R _{θJA} ③	Thermal Resistance, Junction to Ambient	—	—	80	
R _{θCS} ④	Thermal Resistance, Case to Heat Sink	—	0.50	—	
Wt	Weight	—	2.0	—	g
		—	0.07	—	(oz)
	Mounting Torque	6.0	—	12	Kg-cm
		5.0	—	10	lbf-in

- ① L=100μH, duty cycle limited by max T_J
- ② 0.063 in. from Case (1.6mm) for 10 sec
- ③ Typical Socket Mount
- ④ Mounting Surface, Flat, Smooth and Greased

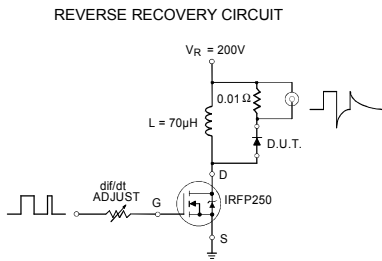


Fig. 9 - Reverse Recovery Parameter Test Circuit

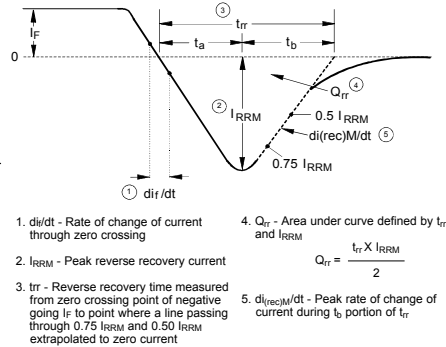
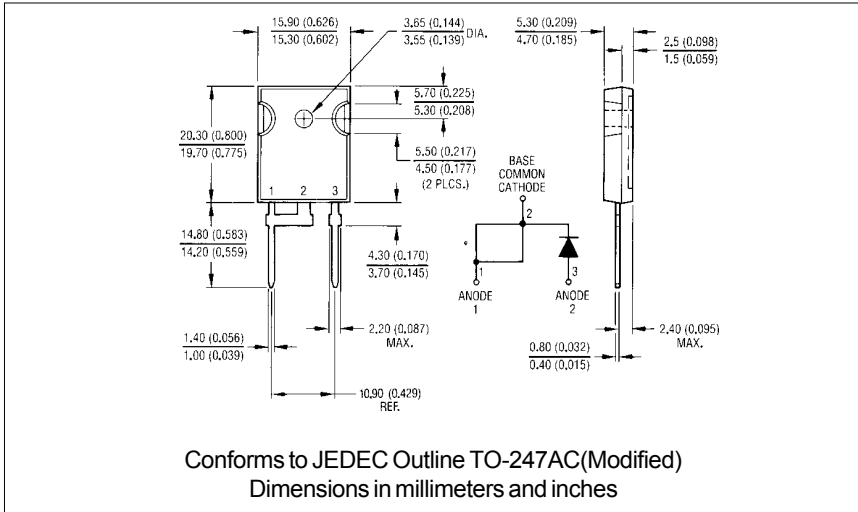


Fig. 10 - Reverse Recovery Waveform and Definitions

HFA30PB120

Preliminary Data Sheet PD-2.604 rev. A 12/00

International
IR Rectifier



International
IR Rectifier

WORLD HEADQUARTERS: 233 Kansas St., El Segundo, California 90245 U.S.A. Tel: (310) 322 3331. Fax: (310) 322 3332.
EUROPEAN HEADQUARTERS: Hurst Green, Oxted, Surrey RH8 9BB, U.K. Tel: ++ 44 1883 732020. Fax: ++ 44 1883 733408.
IR CANADA: 15 Lincoln Court, Brampton, Markham, Ontario L6T3Z2. Tel: (905) 453 2200. Fax: (905) 475 8801.
IR GERMANY: Saalburgstrasse 157, 61350 Bad Homburg. Tel: ++ 49 6172 96590. Fax: ++ 49 6172 965933.
IR ITALY: Via Liguria 49, 10071 Borgaro, Torino. Tel: ++ 39 11 4510111. Fax: ++ 39 11 4510220.
IR FAR EAST: K&H Bldg., 2F, 30-4 Nishi-Ikebukuro 3-Chome, Toshima-Ku, Tokyo, Japan 171. Tel: 81 3 3983 0086.
IR SOUTHEAST ASIA: 1 Kim Seng Promenade, Great World City West Tower, 13-11, Singapore 237994. Tel: ++ 65 838 4630.
IR TAIWAN: 16 Fl. Suite D.207, Sec. 2, Tun Haw South Road, Taipei, 10673, Taiwan. Tel: 886 2 2377 9936.

<http://www.irf.com>

Fax-On-Demand: +44 1883 733420

Data and specifications subject to change without notice.



LittleDiode supplies new, hard to find or obsolete electronic components and semiconductors all over the world.

With over two million different components listed you are sure to find the part you need.

Feel free to visit us today at our online store:

LittleDiode.com

Looking forward to providing you with the best possible service.