

# BR800 - BR810

# SILICON BRIDGE RECTIFIERS

**PRV : 50 - 1000 Volts**

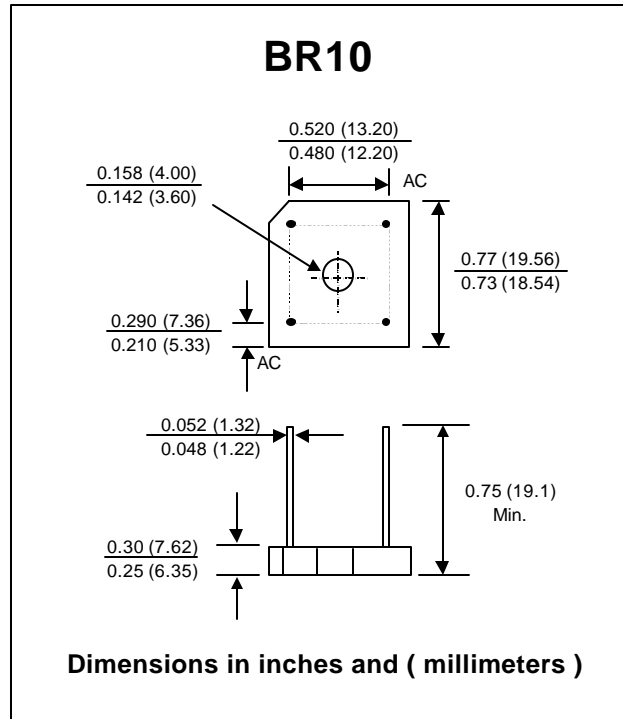
**I<sub>o</sub> : 8.0 Amperes**

**FEATURES :**

- \* High current capability
- \* High surge current capability
- \* High reliability
- \* Low reverse current
- \* Low forward voltage drop
- \* Ideal for printed circuit board

**MECHANICAL DATA :**

- \* Case : Reliable low cost construction utilizing molded plastic technique
- \* Epoxy : UL94V-O rate flame retardant
- \* Lead : Axial lead solderable per MIL - STD 202 , Method 208 guaranteed
- \* Polarity : Polarity symbols marked on case
- \* Mounting position : Any
- \* Weight : 6.1 grams



**MAXIMUM RATINGS AND ELECTRICAL CHARACTERISTICS**

Rating at 25 °C ambient temperature unless otherwise specified.

Single phase, half wave, 60 Hz, resistive or inductive load.

For capacitive load, derate current by 20%.

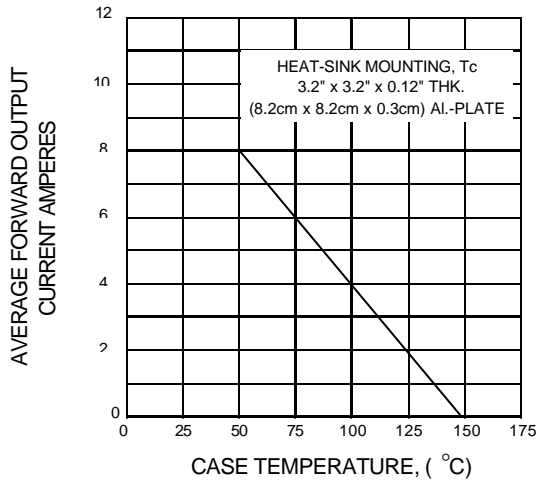
RATING	SYMBOL	BR800	BR801	BR802	BR804	BR806	BR808	BR810	UNIT
Maximum Recurrent Peak Reverse Voltage	V <sub>RRM</sub>	50	100	200	400	600	800	1000	Volts
Maximum RMS Voltage	V <sub>RMS</sub>	35	70	140	280	420	560	700	Volts
Maximum DC Blocking Voltage	V <sub>DC</sub>	50	100	200	400	600	800	1000	Volts
Maximum Average Forward Current T <sub>c</sub> =50°C	I <sub>F(AV)</sub>	8.0							Amps.
Peak Forward Surge Current Single half sine wave Superimposed on rated load (JEDEC Method)	I <sub>FSM</sub>	300							Amps.
Current Squared Time at t < 8.3 ms.	I <sup>2</sup> <sub>t</sub>	160							A <sup>2</sup> S
Maximum Forward Voltage per Diode at I <sub>F</sub> = 4.0 Amp.	V <sub>F</sub>	1.0							Volts
Maximum DC Reverse Current at Rated DC Blocking Voltage	T <sub>a</sub> = 25 °C	I <sub>R</sub>							μA
	T <sub>a</sub> = 100 °C	I <sub>R(H)</sub>							μA
Typical Thermal Resistance (Note 1)	R <sub>θJC</sub>	2.5							°C/W
Operating Junction Temperature Range	T <sub>J</sub>	- 40 to + 150							°C
Storage Temperature Range	T <sub>STG</sub>	- 40 to + 150							°C

**Notes :**

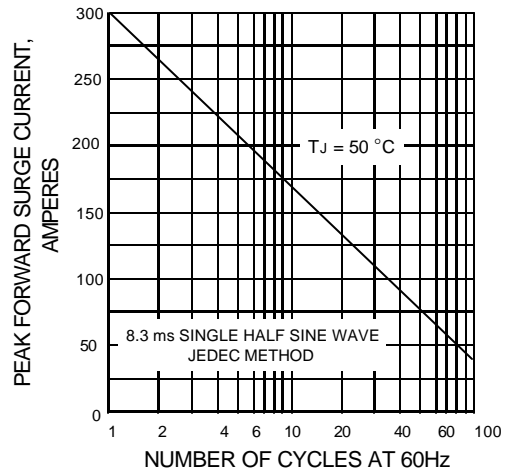
1. Thermal Resistance from junction to case with units mounted on a 3.2" x 3.2" x 0.12" THK (8.2cm.x 8.2cm.x 0.3cm.) Al. Plate. heatsink.

## RATING AND CHARACTERISTIC CURVES ( BR800 - BR810 )

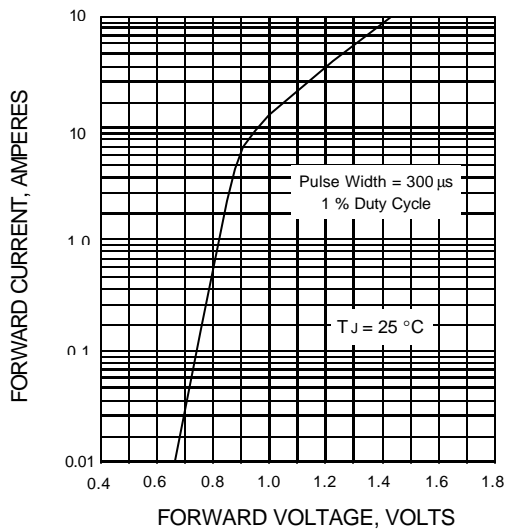
**FIG.1 - DERATING CURVE FOR OUTPUT RECTIFIED CURRENT**



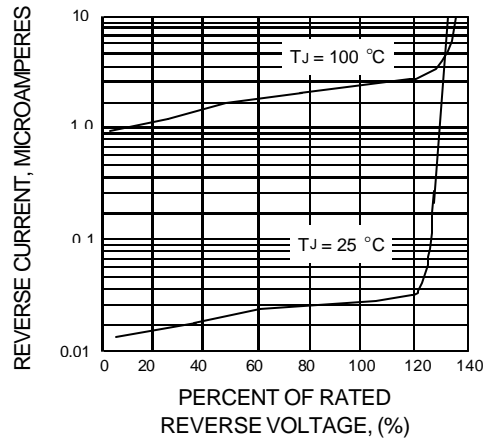
**FIG.2 - MAXIMUM NON-REPETITIVE PEAK FORWARD SURGE CURRENT**



**FIG.3 - TYPICAL FORWARD CHARACTERISTICS PER DIODE**



**FIG.4 - TYPICAL REVERSE CHARACTERISTICS PER DIODE**





LittleDiode supplies new, hard to find or obsolete electronic components and semiconductors all over the world.

With over two million different components listed you are sure to find the part you need.

Feel free to visit us today at our online store:

[LittleDiode.com](http://LittleDiode.com)

Looking forward to providing you with the best possible service.