



ESDA14V2BP6

Application Specific Discretes
A.S.D.™

TRANSIL™

MAIN APPLICATIONS

Where transient overvoltage protection in ESD sensitive equipment is required, such as :

- Computers
- Printers
- Communication systems and cellular phones
- Video equipment

This device is particularly adapted to the protection of symmetrical signals.

FEATURES

- 4 Bidirectional Transil™ functions.
- ESD Protection: IEC61000-4-2 level 4
- Stand off voltage: 12V MIN
- Low leakage current < 1µA

DESCRIPTION

The ESDA14V2BP6 is a monolithic array designed to protect up to 4 lines in a bidirectional way against ESD transients.

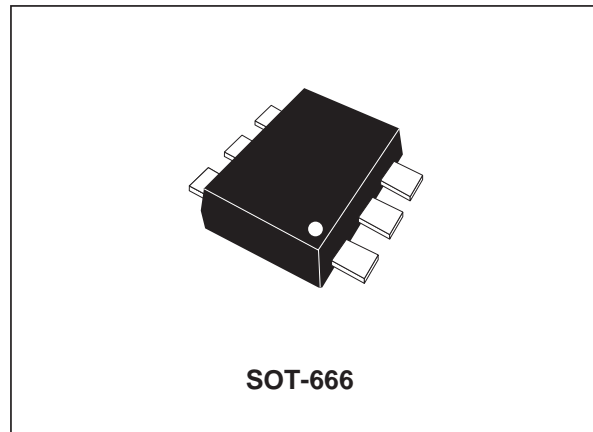
This device is ideal for applications where board space saving is required.

BENEFITS

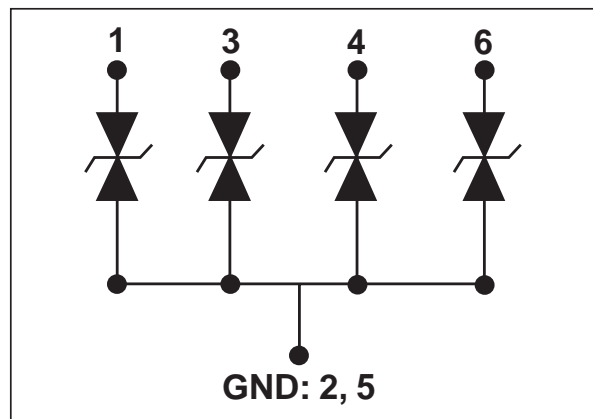
- High ESD protection level.
- High integration.
- Suitable for high density boards.

COMPLIES WITH THE FOLLOWING STANDARDS :

- **IEC61000-4-2 level 4:** 15 kV (air discharge)
8 kV (contact discharge)
- **MIL STD 883E-Method 3015-7:** class 3
25kV HBM (Human Body Model)



FUNCTIONAL DIAGRAM



ESDA14V2BP6

ABSOLUTE RATINGS (T_{amb} = 25°C)

Symbol	Parameter	Test conditions	Value	Unit
V _{PP}	ESD discharge - IEC61000-4-2 air discharge IEC61000-4-2 contact discharge		± 15 ± 8	kV
P _{PP}	Peak pulse power dissipation(8/20 μs). Note 1	T _j initial = T _{amb}	50	W
T _j	Junction temperature		125	°C
T _{stg}	Storage temperature range		- 55 to + 150	°C
T _L	Maximum lead temperature for soldering during 10s at 5mm for case		260	°C
T _{op}	Operating temperature range		- 40 to + 125	°C

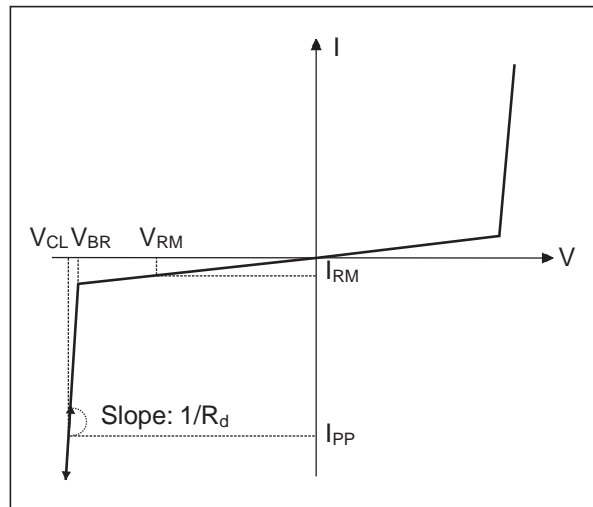
Note 1: for a surge greater than the maximum values, the diode will fail in short-circuit.

THERMAL RESISTANCES

Symbol	Parameter	Value	Unit
R _{th(j-a)}	Junction to ambient on printed circuit on recommended pad layout	220	°C/W

ELECTRICAL CHARACTERISTICS (T_{amb} = 25°C)

Symbol	Parameter
V _{RM}	Stand-off voltage
V _{BR}	Breakdown voltage
V _{CL}	Clamping voltage
I _{RM}	Leakage current @ V _{RM}
I _{PP}	Peak pulse current
αT	Voltage temperature coefficient
V _F	Forward voltage drop



Types	I _{RM} @ V _{RM}		V _{BR} @ I _r		R _d typ.	αT typ.	C max.	
	max. μA	V	min. V	max. V				
ESDA14V2BP6	1	12	14.2	18	1	1.5	5.8	25
	0.1	3						

Fig. 1: Relative variation of peak pulse power versus initial junction temperature.

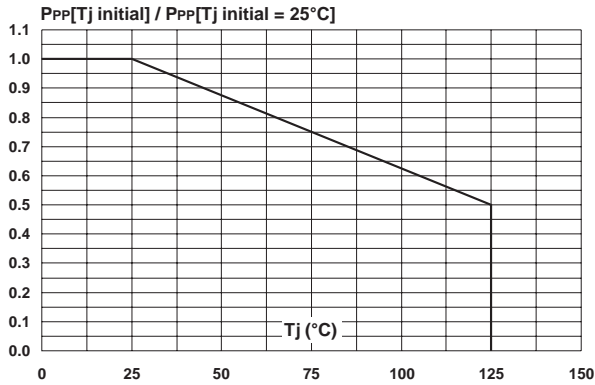


Fig. 2: Peak pulse power versus exponential pulse duration.

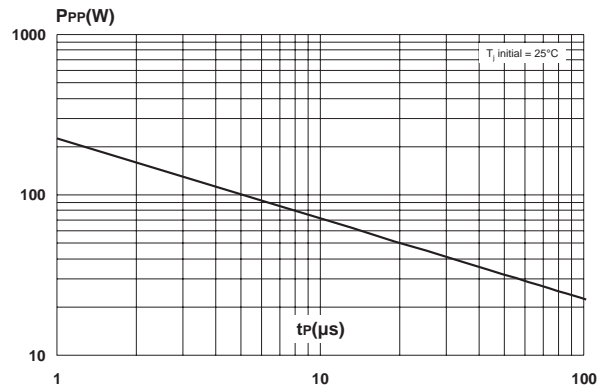


Fig. 3: Clamping voltage versus peak pulse current (typical values, rectangular waveform).

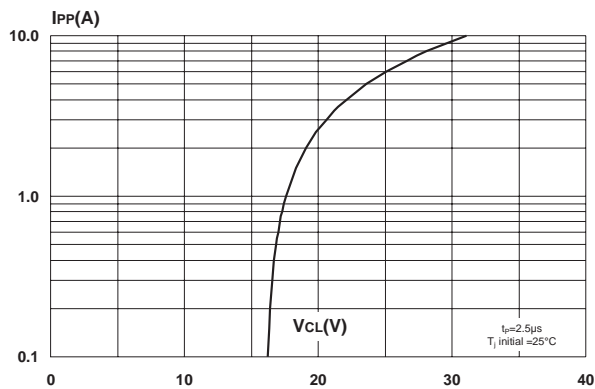


Fig. 4: Junction capacitance versus reverse voltage applied (typical values).

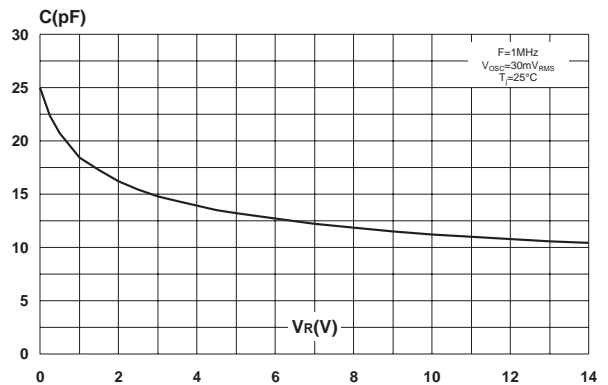
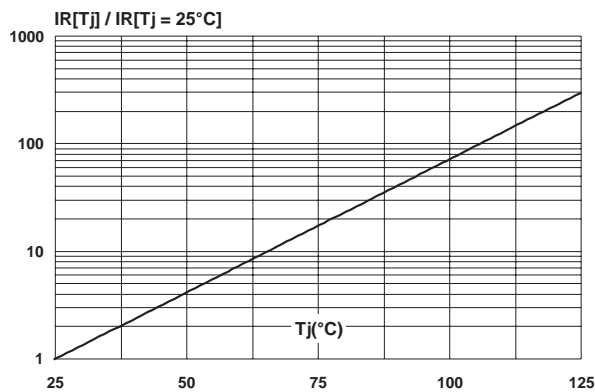
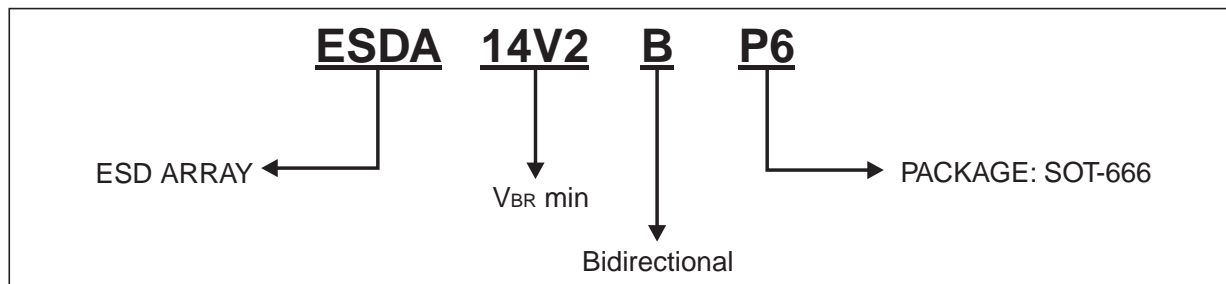


Fig. 5: Relative variation of leakage current versus junction temperature (typical values).

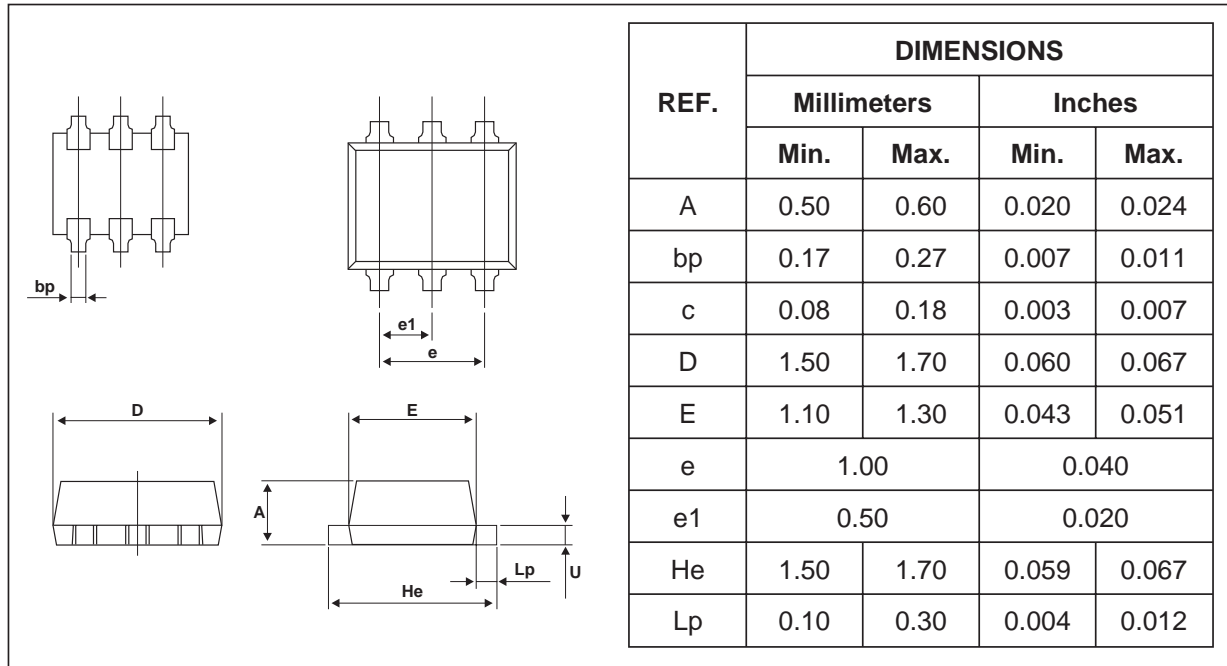
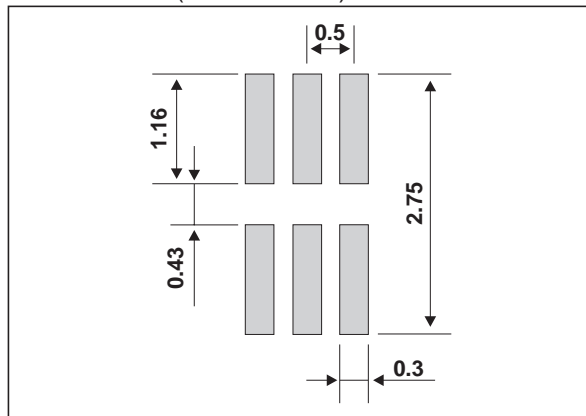


ESDA14V2BP6

ORDER CODE



Ordering type	Marking	Package	Weight	Base qty	Delivery mode
ESDA14V2BP6	A	SOT-666	2.9 mg.	3000	Tape & reel 7"

PACKAGE MECHANICAL DATA
 SOT-666

FOOT PRINT (in millimeters)


Information furnished is believed to be accurate and reliable. However, STMicroelectronics assumes no responsibility for the consequences of use of such information nor for any infringement of patents or other rights of third parties which may result from its use. No license is granted by implication or otherwise under any patent or patent rights of STMicroelectronics. Specifications mentioned in this publication are subject to change without notice. This publication supersedes and replaces all information previously supplied. STMicroelectronics products are not authorized for use as critical components in life support devices or systems without express written approval of STMicroelectronics.

The ST logo is a registered trademark of STMicroelectronics

© 2003 STMicroelectronics - Printed in Italy - All rights reserved.

STMicroelectronics GROUP OF COMPANIES

Australia - Brazil - Canada - China - Finland - France - Germany
 Hong Kong - India - Israel - Italy - Japan - Malaysia - Malta - Morocco - Singapore
 Spain - Sweden - Switzerland - United Kingdom - United States.

<http://www.st.com>



LittleDiode supplies new, hard to find or obsolete electronic components and semiconductors all over the world.

With over two million different components listed you are sure to find the part you need.

Feel free to visit us today at our online store:

LittleDiode.com

Looking forward to providing you with the best possible service.