


**CMXZ2V4TO  
THRU  
CMXZ47VTO**

**SURFACE MOUNT, TRIPLE, ISOLATED,  
OPPOSING SILICON ZENER DIODES  
2.4 VOLTS THRU 47 VOLTS  
5% TOLERANCE**

**SUPERmini™**



**SOT-26 CASE**



**Central™**  
**Semiconductor Corp.**

**DESCRIPTION:**

The CENTRAL SEMICONDUCTOR CMXZ2V4TO Series consists of three (3) Isolated Silicon Zener Diodes arranged in an alternating configuration and packaged in a surface mount SOT-26 case. These high quality voltage regulators are for use in industrial, commercial, entertainment and computer applications.

**MARKING CODE: SEE MARKING CODE ON ELECTRICAL CHARACTERISTICS TABLE**

**MAXIMUM RATINGS:** ( $T_A=25^\circ\text{C}$  unless otherwise noted)

Power Dissipation  
Operating and Storage Temperature  
Thermal Resistance

**SYMBOL**

SYMBOL	UNITS
$P_D$	mW
$T_J, T_{stg}$	$^\circ\text{C}$
$\theta_{JA}$	$^\circ\text{C/W}$

**ELECTRICAL CHARACTERISTICS PER DIODE:** ( $T_A=25^\circ\text{C}$ ),  $V_F=0.9\text{V MAX @ } I_F=10\text{mA}$  FOR ALL TYPES.

TYPE NO.	ZENER VOLTAGE $V_Z @ I_{ZT}$			TEST CURRENT	MAXIMUM ZENER IMPEDANCE			MAXIMUM REVERSE CURRENT		MAXIMUM ZENER CURRENT	MAXIMUM ZENER VOLTAGE TEMP. COEFF.	MARKING CODE
	MIN	NOM	MAX	$I_{ZT}$	$Z_{ZT} @ I_{ZT}$	$Z_{ZK} @ I_{ZK}$		$I_R @ V_R$		$I_{ZM}$	$\theta_{VZ}$	
	VOLTS	VOLTS	VOLTS	mA	$\Omega$	$\Omega$	mA	$\mu\text{A}$	VOLTS	mA	$\% / ^\circ\text{C}$	
CMXZ2V4TO*	2.280	2.4	2.520	5.0	100	600	1.0	50	1.0	104	-0.06	CZ2V4
CMXZ2V7TO*	2.565	2.7	2.835	5.0	100	600	1.0	20	1.0	92	-0.06	CZ2V7
CMXZ3V0TO*	2.850	3.0	3.150	5.0	95	600	1.0	10	1.0	83	-0.06	CZ3V0
CMXZ3V3TO*	3.135	3.3	3.465	5.0	95	600	1.0	5.0	1.0	76	-0.06	CZ3V3
CMXZ3V6TO*	3.420	3.6	3.780	5.0	90	600	1.0	5.0	1.0	69	-0.06	CZ3V6
CMXZ3V9TO*	3.705	3.9	4.095	5.0	90	600	1.0	3.0	1.0	64	-0.06	CZ3V9
CMXZ4V3TO*	4.085	4.3	4.515	5.0	90	600	1.0	3.0	1.0	58	-0.05	CZ4V3
CMXZ4V7TO*	4.465	4.7	4.935	5.0	80	500	1.0	3.0	2.0	53	-0.03	CZ4V7
CMXZ5V1TO*	4.845	5.1	5.335	5.0	60	480	1.0	2.0	2.0	49	0.02	CZ5V1
CMXZ5V6TO*	5.320	5.6	5.880	5.0	40	400	1.0	1.0	2.0	45	0.03	CZ5V6
CMXZ6V2TO*	5.890	6.2	6.510	5.0	10	150	1.0	3.0	4.0	40	0.04	CZ6V2
CMXZ6V8TO*	6.460	6.8	7.140	5.0	15	80	1.0	2.0	4.0	37	0.05	CZ6V8
CMXZ7V5TO*	7.125	7.5	7.875	5.0	15	80	1.0	1.0	5.0	33	0.05	CZ7V5
CMXZ8V2TO*	7.790	8.2	8.610	5.0	15	80	1.0	0.7	5.0	30	0.06	CZ8V2
CMXZ9V1TO*	8.645	9.1	9.555	5.0	15	100	1.0	0.5	6.0	27	0.06	CZ9V1
CMXZ10VTO*	9.50	10.0	10.50	5.0	20	150	1.0	0.2	7.0	25	0.07	CZ10V
CMXZ11VTO*	10.45	11.0	11.55	5.0	20	150	1.0	0.1	8.0	23	0.07	CZ11V
CMXZ12VTO*	11.40	12.0	12.60	5.0	25	150	1.0	0.1	8.0	21	0.07	CZ12V
CMXZ13VTO*	12.35	13.0	13.65	5.0	30	170	1.0	0.1	8.0	19	0.08	CZ13V
CMXZ15VTO*	14.25	15.0	15.75	5.0	30	200	1.0	0.05	10.5	17	0.08	CZ15V
CMXZ16VTO*	15.20	16.0	16.80	5.0	40	200	1.0	0.05	11.2	16	0.08	CZ16V
CMXZ18VTO*	17.10	18.0	18.90	5.0	45	225	1.0	0.05	12.6	14	0.08	CZ18V
CMXZ20VTO*	19.0	20.0	21.0	5.0	55	225	1.0	0.05	14.0	12	0.08	CZ20V

\* Available on special order, consult factory.

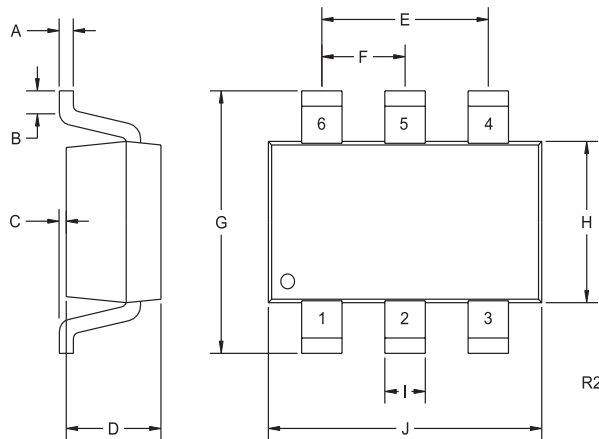
R1 (1-December 2003)

SURFACE MOUNT, TRIPLE, ISOLATED,  
OPPOSING SILICON ZENER DIODES  
2.4 VOLTS THRU 47 VOLTS  
5% TOLERANCE

TYPE NO.	ZENER VOLTAGE $V_Z @ I_{ZT}$			TEST CURRENT	MAXIMUM ZENER IMPEDANCE			MAXIMUM REVERSE CURRENT		MAXIMUM ZENER CURRENT	MAXIMUM ZENER VOLTAGE TEMP. COEFF.	MARKING CODE
	MIN	NOM	MAX	$I_{ZT}$	$Z_{ZT} @ I_{ZT}$	$Z_{ZK} @ I_{ZK}$	$I_R @ V_R$		$I_{ZM}$	$\theta_{VZ}$		
	VOLTS	VOLTS	VOLTS	mA	$\Omega$	$\Omega$	$\mu A$	VOLTS	mA	% / °C		
CMXZ22VTO*	20.90	22.0	23.10	5.0	55	250	1.0	0.05	15.4	11	0.09	CZ22V
CMXZ24VTO*	22.80	24.0	25.20	5.0	70	250	1.0	0.05	16.8	10	0.09	CZ24V
CMXZ27VTO*	25.65	27.0	28.35	2.0	80	300	0.5	0.05	18.9	9	0.09	CZ27V
CMXZ30VTO	28.50	30.0	31.50	2.0	80	300	0.5	0.05	21.0	8	0.09	CZ30V
CMXZ33VTO*	31.35	33.0	34.65	2.0	80	325	0.5	0.05	23.1	7	0.09	CZ33V
CMXZ36VTO*	34.20	36.0	37.80	2.0	90	350	0.5	0.05	25.2	6.9	0.09	CZ36V
CMXZ39VTO*	37.05	39.0	40.95	2.0	130	350	0.5	0.05	27.3	6.4	0.09	CZ39V
CMXZ43VTO*	40.85	43.0	45.15	2.0	150	375	0.5	0.05	30.1	5.8	0.10	CZ43V
CMXZ47VTO*	44.65	47.0	49.35	2.0	170	375	0.5	0.05	32.9	5.3	0.10	CZ47V

\* Available on special order, consult factory.

### SOT-26 CASE - MECHANICAL OUTLINE

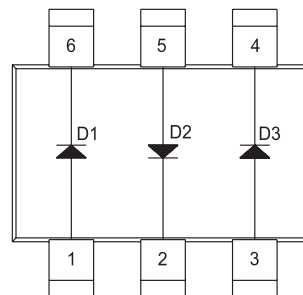


SYMBOL	DIMENSIONS			
	INCHES		MILLIMETERS	
	MIN	MAX	MIN	MAX
A	0.004	0.007	0.11	0.19
B	0.016	-	0.40	-
C	-	0.004	-	0.10
D	0.039	0.047	1.00	1.20
E	0.074	0.075	1.88	1.92
F	0.037	0.038	0.93	0.97
G	0.102	0.118	2.60	3.00
H	0.059	0.067	1.50	1.70
I	0.016		0.41	
J	0.110	0.118	2.80	3.00

SOT-26 (REV: R2)

### LEAD CODE:

- 1) ANODE D1
- 2) CATHODE D2
- 3) ANODE D3
- 4) CATHODE D3
- 5) ANODE D2
- 6) CATHODE D1



R1 (1-December 2003)



LittleDiode supplies new, hard to find or obsolete electronic components and semiconductors all over the world.

With over two million different components listed you are sure to find the part you need.

Feel free to visit us today at our online store:

[LittleDiode.com](http://LittleDiode.com)

Looking forward to providing you with the best possible service.