



HM14

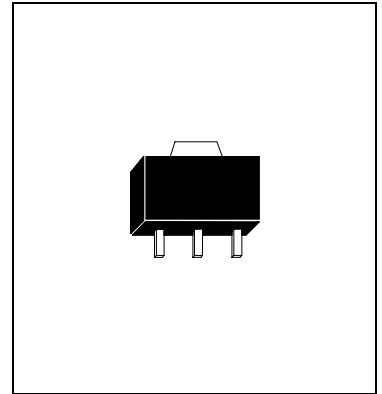
NPN EPITAXIAL PLANAR TRANSISTOR

Description

The HM14 is a darlington amplifier transistor designed for applications requiring extremely high current gain.

Features

- High D.C current gain
- HM14 is complementary to HM64



Absolute Maximum Ratings

- Maximum Temperatures
 Storage Temperature -55 ~ +150 °C
 Junction Temperature +150 °C Maximum
- Maximum Power Dissipation
 Total Power Dissipation (Ta=25°C) 1 W
- Maximum Voltages and Currents (Ta=25°C)
 VCBO Collector to Base Voltage 30 V
 VCES Collector to Emitter Voltage..... 30 V
 VEBO Emitter to Base Voltage 10 V
 IC Collector Current 300 mA

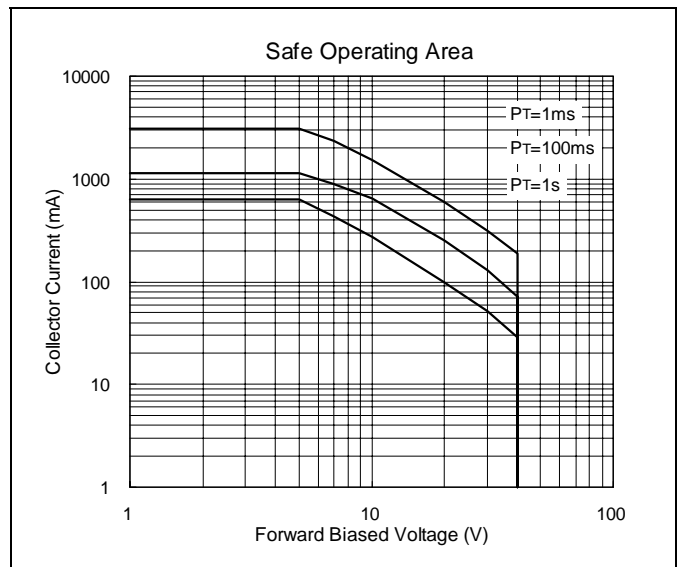
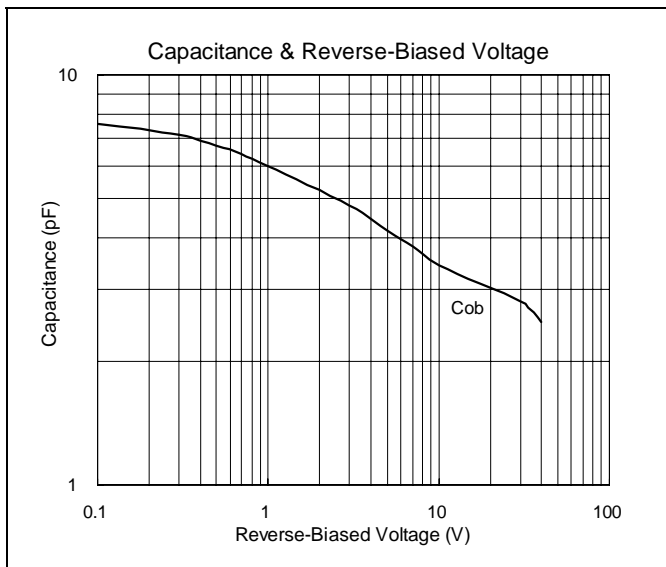
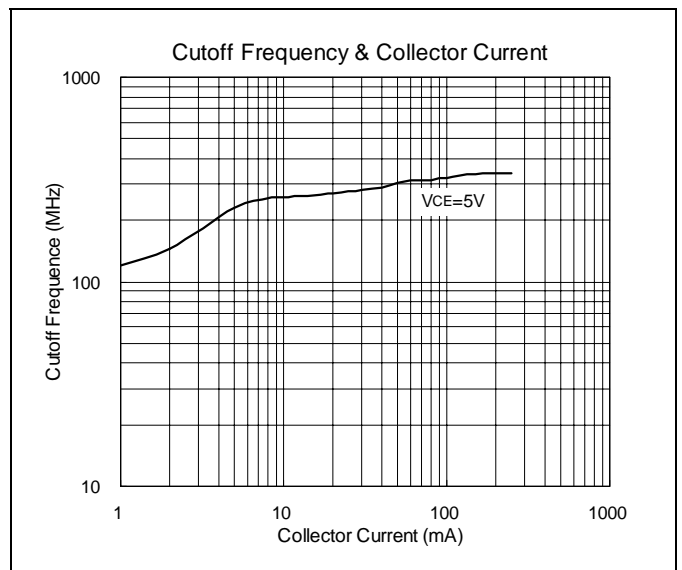
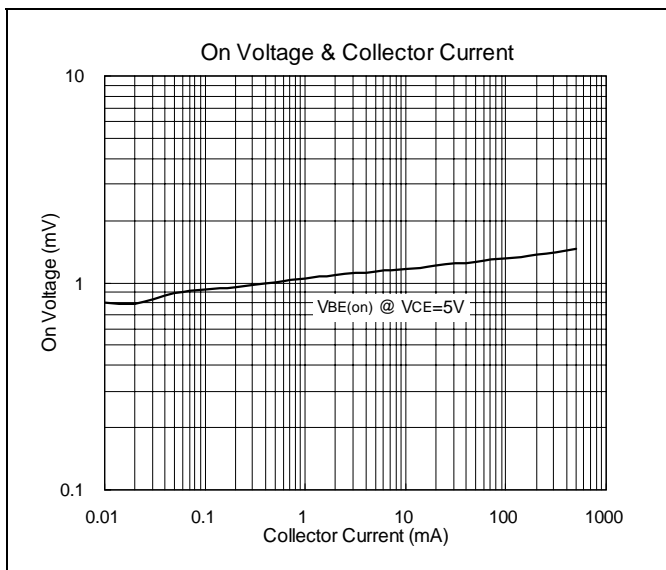
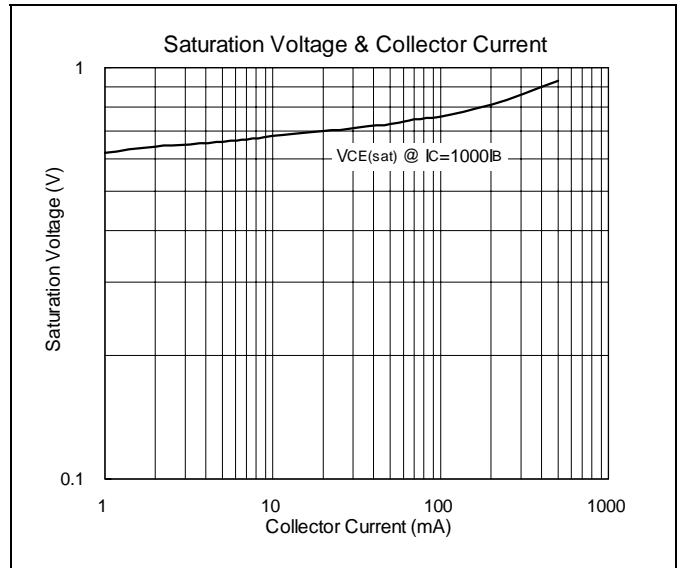
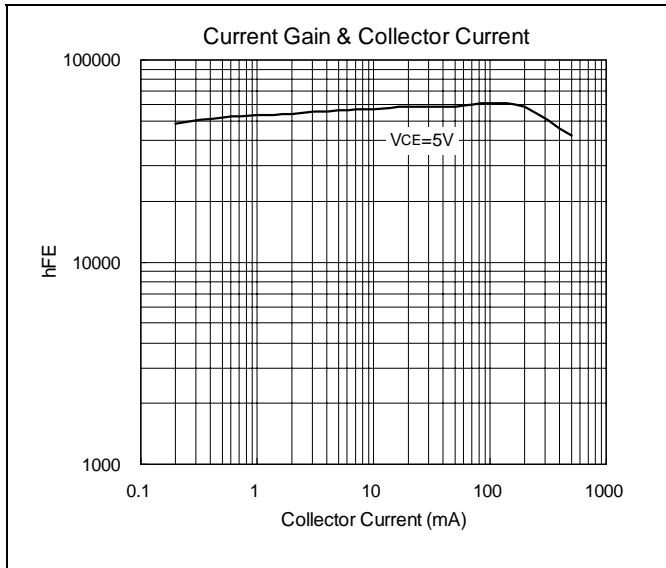
Characteristics (Ta=25°C)

Symbol	Min.	Typ.	Max.	Unit	Test Conditions
BVCBO	30	-	-	V	IC=100uA, IE=0
BVCES	30	-	-	V	IC=100uA, IB=0
BVEBO	10	-	-	V	IE=10uA, IC=0
ICBO	-	-	100	nA	VCB=30V, IE=0
IEBO	-	-	100	nA	VEB=10V, IC=0
*VCE(sat)	-	-	1.5	V	IC=100mA, IB=0.1mA
*VBE(on)	-	-	2	V	VCE=5V, IC=100mA
*hFE1	10K	-	-		VCE=5V, IC=10mA
*hFE2	20K	-	-		VCE=5V, IC=100mA
fT	125	-	-	MHz	VCE=5V, IC=10mA, f=100MHz

*Pulse Test : Pulse Width ≤380us, Duty Cycle≤2%



Characteristics Curve





SOT-89 Dimension

Marking :

Style : Pin 1.Base 2.Collector 3.Emitter

3-Lead SOT-89 Plastic Surface Mounted Package
 HSMC Package Code : M

*:Typical

DIM	Inches		Millimeters		DIM	Inches		Millimeters	
	Min.	Max.	Min.	Max.		Min.	Max.	Min.	Max.
A	0.1732	0.1811	4.40	4.60	F	0.0583	0.0598	1.48	1.52
B	0.1594	0.1673	4.05	4.25	G	0.1165	0.1197	2.96	3.04
C	0.0591	0.0663	1.50	1.70	H	0.0551	0.0630	1.40	1.60
D	0.0945	0.1024	2.40	2.60	I	0.0138	0.0161	0.35	0.41
E	0.0141	0.0201	0.36	0.51					

Notes : 1.Dimension and tolerance based on our Spec. dated May. 05,1996.
 2.Controlling dimension : millimeters.
 3.Maximum lead thickness includes lead finish thickness, and minimum lead thickness is the minimum thickness of base material.
 4.If there is any question with packing specification or packing method, please contact your local HSMC sales office.

Material :

- Lead : 42 Alloy ; solder plating
- Mold Compound : Epoxy resin family, flammability solid burning class:UL94V-0

Important Notice:

- All rights are reserved. Reproduction in whole or in part is prohibited without the prior written approval of HSMC.
- HSMC reserves the right to make changes to its products without notice.
- **HSMC semiconductor products are not warranted to be suitable for use in Life-Support Applications, or systems.**
- HSMC assumes no liability for any consequence of customer product design, infringement of patents, or application assistance.

Head Office And Factory :

- **Head Office** (Hi-Sincerity Microelectronics Corp.) : 10F.,No. 61, Sec. 2, Chung-Shan N. Rd. Taipei Taiwan R.O.C.
 Tel : 886-2-25212056 Fax : 886-2-25632712, 25368454
- **Factory 1** : No. 38, Kuang Fu S. Rd., Fu-Kou Hsin-Chu Industrial Park Hsin-Chu Taiwan. R.O.C
 Tel : 886-3-5983621~5 Fax : 886-3-5982931
- **Factory 2** : No. 17-1, Ta-Tung Rd., Fu-Kou Hsin-Chu Industrial Park Hsin-Chu Taiwan. R.O.C
 Tel : 886-3-5977061 Fax : 886-3-5979220



LittleDiode supplies new, hard to find or obsolete electronic components and semiconductors all over the world.

With over two million different components listed you are sure to find the part you need.

Feel free to visit us today at our online store:

LittleDiode.com

Looking forward to providing you with the best possible service.