



HA8550

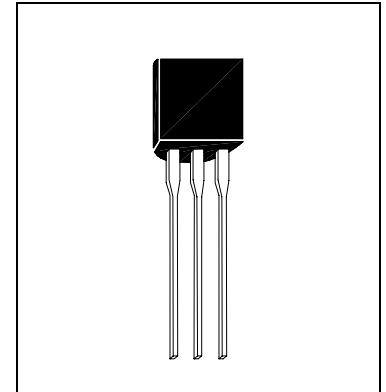
PNP EPITAXIAL PLANAR TRANSISTOR

Description

The HA8550 is designed for use in 2W output amplifier of portable radios in class B push-pull operation.

Features

- High total power dissipation (PT: 2W, TC=25°C)
- High collector current (IC: 1.5A)
- Complementary to HA8050



Absolute Maximum Ratings

- Maximum Temperatures
 - Storage Temperature -55 ~ +150 °C
 - Junction Temperature..... +150 °C Maximum
- Maximum Power Dissipation
 - Total Power Dissipation (Ta=25°C)..... 1 W
 - Total Power Dissipation (Tc=25°C)..... 2 W
- Maximum Voltages and Currents (Ta=25°C)
 - V_{CB0} Collector to Base Voltage -40 V
 - V_{CEO} Collector to Emitter Voltage..... -25 V
 - V_{EB0} Emitter to Base Voltage..... -6 V
 - I_C Collector Current -1.5 A
 - I_B Base Current -0.5 A

Characteristics (Ta=25°C)

Symbol	Min.	Typ.	Max.	Unit	Test Conditions
B _V CB0	-40	-	-	V	I _C =-100uA
B _V CEO	-25	-	-	V	I _C =-2mA
B _V EB0	-6	-	-	V	I _E =-100uA
I _C B0	-	-	-100	nA	V _{CB} =-35V
I _E B0	-	-	-100	nA	V _{EB} =-6V
*V _{CE} (sat)	-	-	-0.5	V	I _C =-0.8A, I _B =-80mA
*V _{BE} (sat)	-	-	-1.2	V	I _C =-0.8A, I _B =-80mA
V _{BE} (on)	-	-	-1	V	V _{CE} =-1V, I _C =-10mA
*h _{FE} 1	45	-	-		V _{CE} =-1V, I _C =-5mA
*h _{FE} 2	85	-	500		V _{CE} =-1V, I _C =-100mA
*h _{FE} 3	40	-	-		V _{CE} =-1V, I _C =-800mA
f _T	100	-	-	MHz	V _{CE} =-10V, I _C =-50mA, f=100MHZ

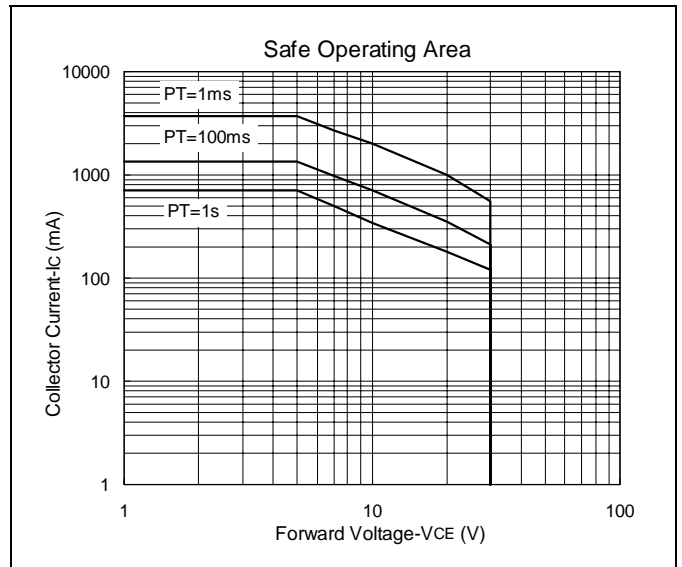
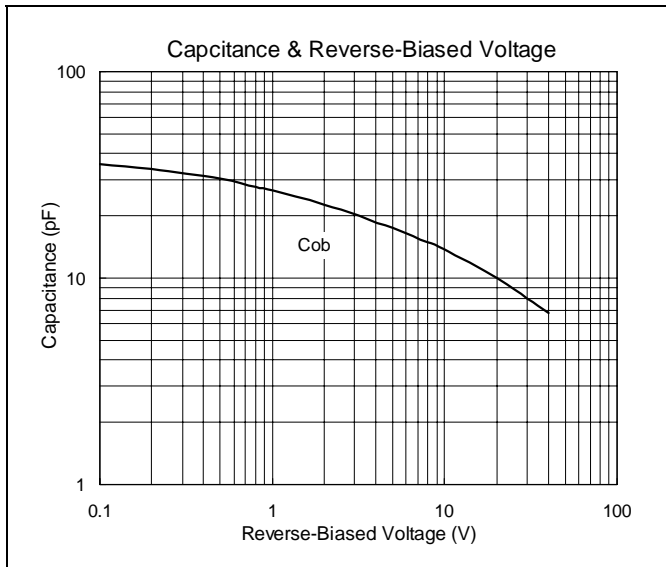
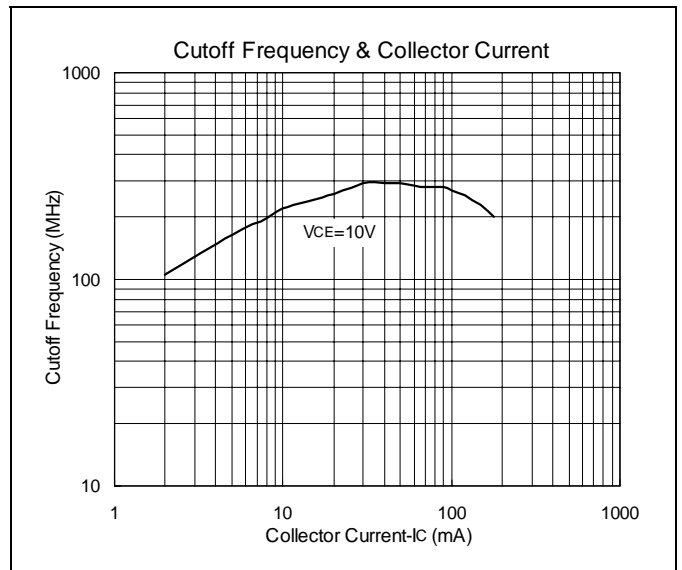
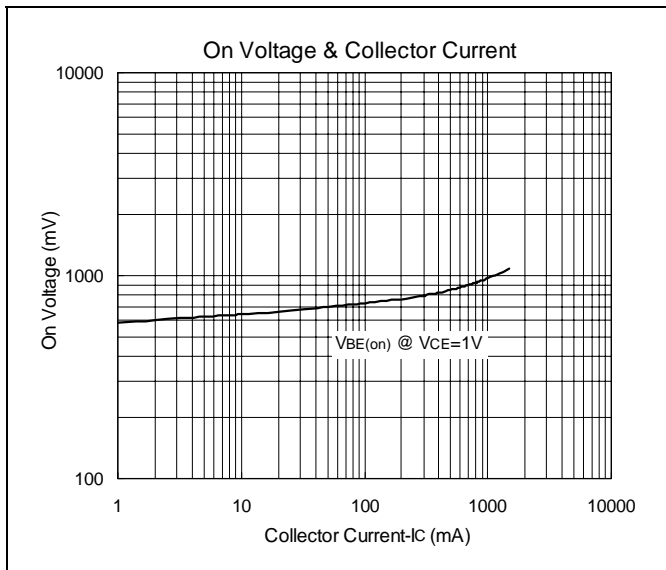
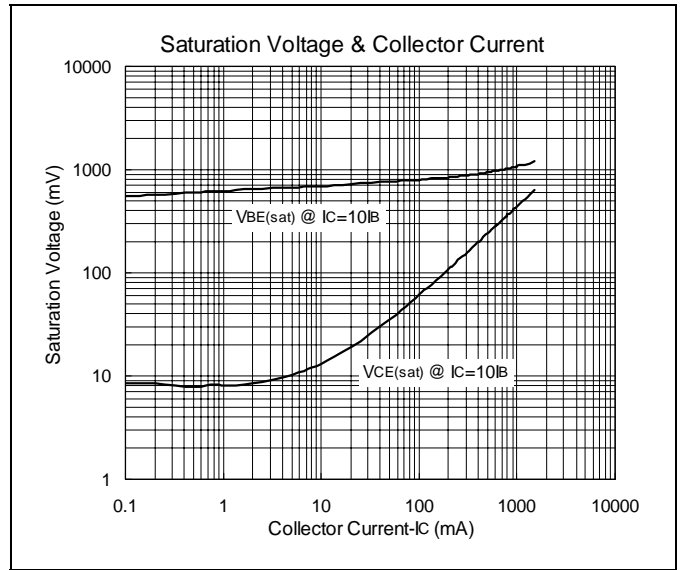
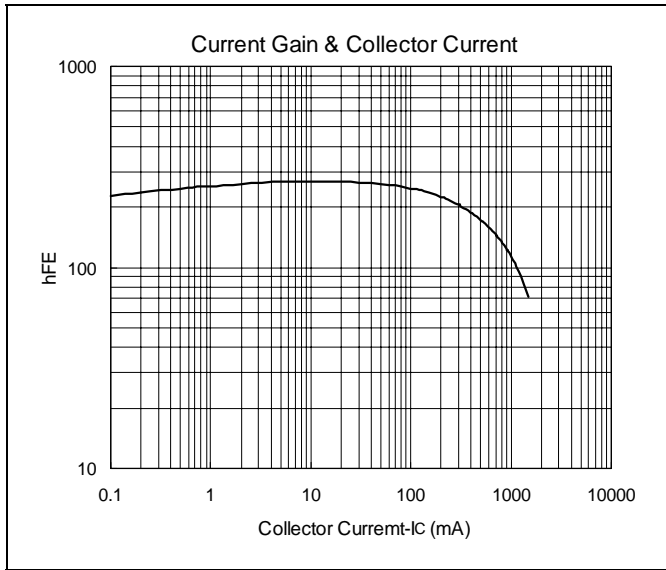
*Pulse Test : Pulse Width ≤380us, Duty Cycle≤2%

Classification on hFE2

Rank	C	D	E
Range	120-200	160-320	250-500



Characteristics Curve





TO-92 Dimension

Marking :

HSMC Logo → □ □ □ □ ← Product Series
 Part Number → □ □ □ □ □ □
 Date Code → □ □ □ □ □ □ ← Rank
 Laser Mark

HSMC Logo
 Product Series
 Part Number → □ □ □ □ □ □
 Ink Mark

Style : Pin 1. Emitter 2. Base 3. Collector

3-Lead TO-92 Plastic Package
HSMC Package Code : A

*:Typical

DIM	Inches		Millimeters		DIM	Inches		Millimeters	
	Min.	Max.	Min.	Max.		Min.	Max.	Min.	Max.
A	0.1704	0.1902	4.33	4.83	G	0.0142	0.0220	0.36	0.56
B	0.1704	0.1902	4.33	4.83	H	-	*0.1000	-	*2.54
C	0.5000	-	12.70	-	I	-	*0.0500	-	*1.27
D	0.0142	0.0220	0.36	0.56	$\alpha 1$	-	*5°	-	*5°
E	-	*0.0500	-	*1.27	$\alpha 2$	-	*2°	-	*2°
F	0.1323	0.1480	3.36	3.76	$\alpha 3$	-	*2°	-	*2°

Notes : 1.Dimension and tolerance based on our Spec. dated Apr. 25,1996.
 2.Controlling dimension : millimeters.
 3.Maximum lead thickness includes lead finish thickness, and minimum lead thickness is the minimum thickness of base material.
 4.If there is any question with packing specification or packing method, please contact your local HSMC sales office.

Material :

- Lead : 42 Alloy ; solder plating
- Mold Compound : Epoxy resin family, flammability solid burning class:UL94V-0

Important Notice:

- All rights are reserved. Reproduction in whole or in part is prohibited without the prior written approval of HSMC.
- HSMC reserves the right to make changes to its products without notice.
- **HSMC semiconductor products are not warranted to be suitable for use in Life-Support Applications, or systems.**
- HSMC assumes no liability for any consequence of customer product design, infringement of patents, or application assistance.

Head Office And Factory :

- **Head Office** (Hi-Sincerity Microelectronics Corp.) : 10F.,No. 61, Sec. 2, Chung-Shan N. Rd. Taipei Taiwan R.O.C.
 Tel : 886-2-25212056 Fax : 886-2-25632712, 25368454
- **Factory 1** : No. 38, Kuang Fu S. Rd., Fu-Kou Hsin-Chu Industrial Park Hsin-Chu Taiwan. R.O.C
 Tel : 886-3-5983621~5 Fax : 886-3-5982931



LittleDiode supplies new, hard to find or obsolete electronic components and semiconductors all over the world.

With over two million different components listed you are sure to find the part you need.

Feel free to visit us today at our online store:

LittleDiode.com

Looking forward to providing you with the best possible service.