



# HBC546

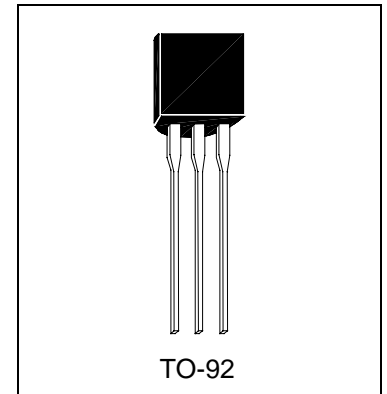
NPN EPITAXIAL PLANAR TRANSISTOR

## Description

The HBC546 is primarily intended for use in driver stage of audio amplifiers.

## Features

- High Breakdown Voltage: 65V
- High DC Current Gain: 110-800 at  $I_C=2\text{mA}$   $V_{CE}=5\text{V}$



## Absolute Maximum Ratings

- Maximum Temperatures  
 Storage Temperature ..... -55 ~ +150 °C  
 Junction Temperature ..... +150 °C Maximum
- Maximum Power Dissipation  
 Total Power Dissipation ( $T_a=25^\circ\text{C}$ ) ..... 625 mW
- Maximum Voltages and Currents ( $T_a=25^\circ\text{C}$ )  
 VCBO Collector to Base Voltage ..... 80 V  
 VCEO Collector to Emitter Voltage ..... 65 V  
 VEBO Emitter to Base Voltage ..... 6 V  
 IC Collector Current ..... 100 mA

## Characteristics ( $T_a=25^\circ\text{C}$ )

Symbol	Min.	Typ.	Max.	Unit	Test Conditions
BVCBO	80	-	-	V	$I_C=100\mu\text{A}$ , $I_E=0$
BVCEO	65	-	-	V	$I_C=1\text{mA}$ , $I_B=0$
BVEBO	6	-	-	V	$I_E=10\mu\text{A}$ , $I_C=0$
ICBO	-	-	15	nA	$V_{CB}=30\text{V}$ , $I_E=0$
VBE(on)1	-	-	770	mV	$I_C=10\text{mA}$ , $V_{CE}=5\text{V}$
VBE(on)2	580	-	700	mV	$I_C=2\text{mA}$ , $V_{CE}=5\text{V}$
*VCE(sat)1	-	-	250	mV	$I_C=10\text{mA}$ , $I_B=0.5\text{mA}$
*VCE(sat)2	-	-	600	mV	$I_C=100\text{mA}$ , $I_B=5\text{mA}$
*VBE(sat)1	-	700	-	mV	$I_C=10\text{mA}$ , $I_B=0.5\text{mA}$
*VBE(sat)2	-	900	-	mV	$I_C=100\text{mA}$ , $I_B=5\text{mA}$
*hFE	110	-	800		$V_{CE}=5\text{V}$ , $I_C=2\text{mA}$
fT	-	300		MHz	$V_{CE}=5\text{V}$ , $I_C=10\text{mA}$ , $f=100\text{MHz}$
Cob	-	-	4.5	PF	$V_{CB}=10\text{V}$ , $I_E=0$ , $f=1\text{MHz}$

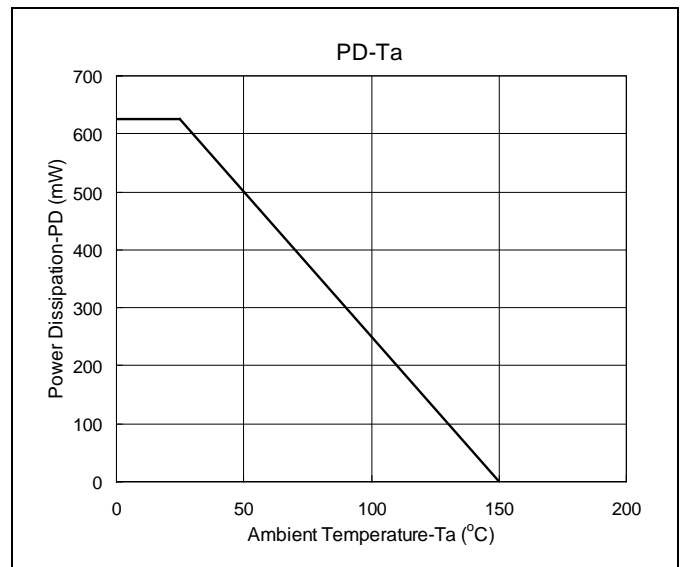
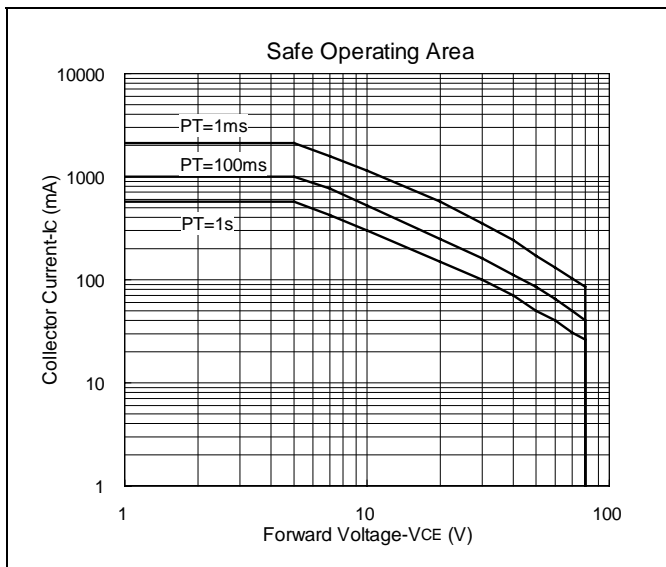
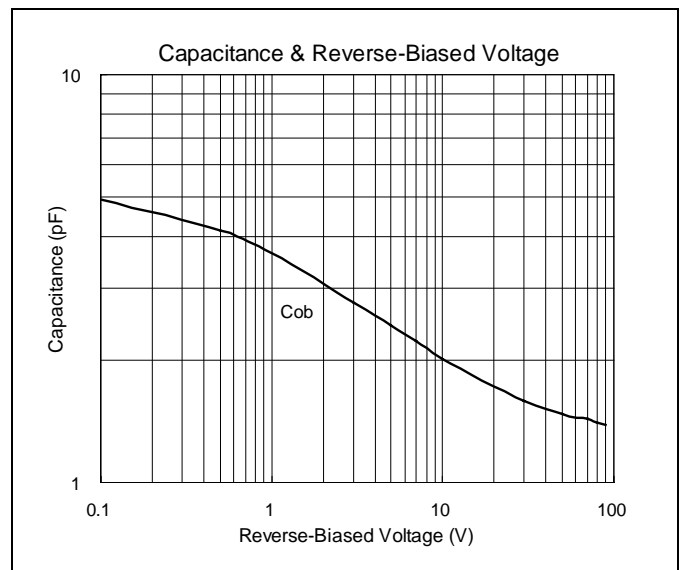
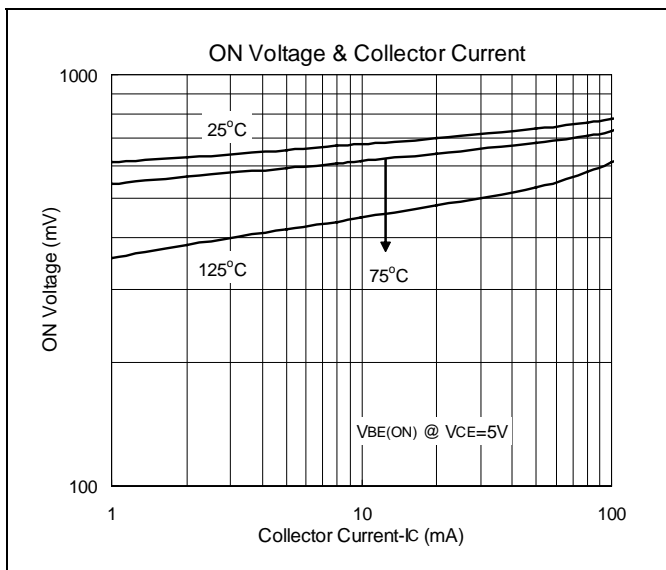
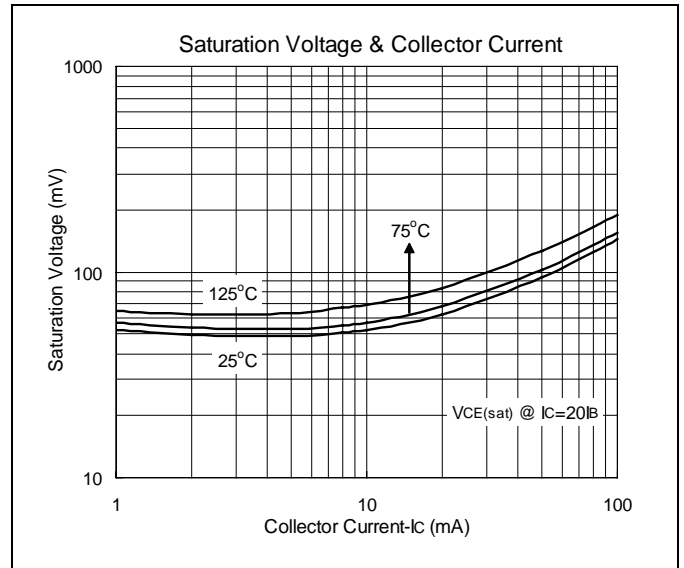
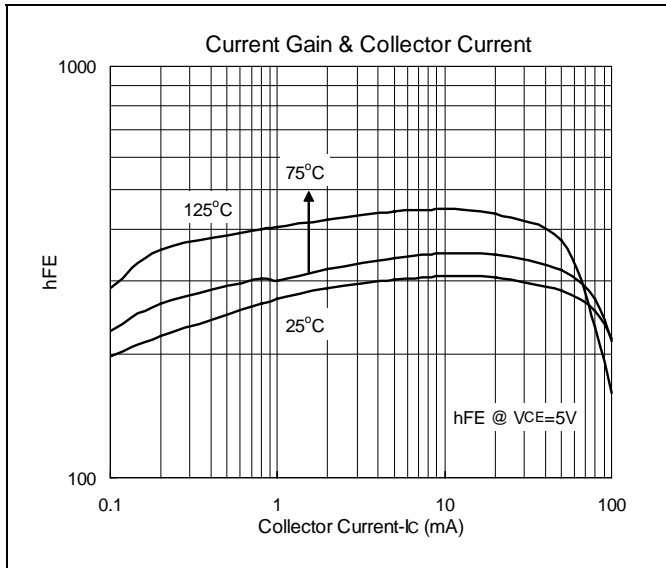
\*Pulse Test: Pulse Width  $\leq 380\mu\text{s}$ , Duty Cycle  $\leq 2\%$

## Classification of hFE

Rank	A	B	C
Range	110-220	200-450	420-800

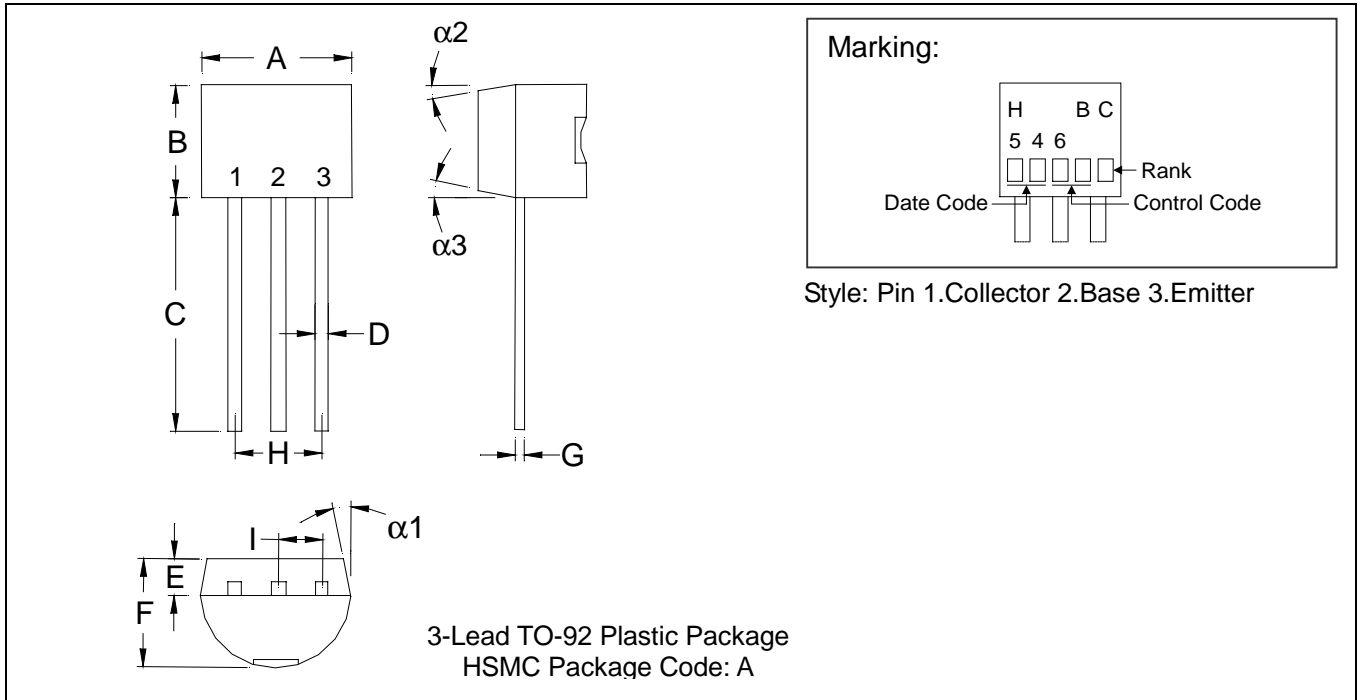


### Characteristics Curve





### TO-92 Dimension



\*: Typical

DIM	Inches		Millimeters		DIM	Inches		Millimeters	
	Min.	Max.	Min.	Max.		Min.	Max.	Min.	Max.
A	0.1704	0.1902	4.33	4.83	G	0.0142	0.0220	0.36	0.56
B	0.1704	0.1902	4.33	4.83	H	-	*0.1000	-	*2.54
C	0.5000	-	12.70	-	I	-	*0.0500	-	*1.27
D	0.0142	0.0220	0.36	0.56	$\alpha 1$	-	*5°	-	*5°
E	-	*0.0500	-	*1.27	$\alpha 2$	-	*2°	-	*2°
F	0.1323	0.1480	3.36	3.76	$\alpha 3$	-	*2°	-	*2°

- Notes:**
- 1.Dimension and tolerance based on our Spec. dated Apr. 25,1996.
  - 2.Controlling dimension: millimeters.
  - 3.Maximum lead thickness includes lead finish thickness, and minimum lead thickness is the minimum thickness of base material.
  - 4.If there is any question with packing specification or packing method, please contact your local HSMC sales office.

**Material:**

- Lead: 42 Alloy; solder plating
- Mold Compound: Epoxy resin family, flammability solid burning class: UL94V-0

**Important Notice:**

- All rights are reserved. Reproduction in whole or in part is prohibited without the prior written approval of HSMC.
- HSMC reserves the right to make changes to its products without notice.
- **HSMC semiconductor products are not warranted to be suitable for use in Life-Support Applications, or systems.**
- HSMC assumes no liability for any consequence of customer product design, infringement of patents, or application assistance.

**Head Office And Factory:**

- **Head Office** (Hi-Sincerity Microelectronics Corp.): 10F.,No. 61, Sec. 2, Chung-Shan N. Rd. Taipei Taiwan R.O.C.  
Tel: 886-2-25212056 Fax: 886-2-25632712, 25368454
- **Factory 1:** No. 38, Kuang Fu S. Rd., Fu-Kou Hsin-Chu Industrial Park Hsin-Chu Taiwan. R.O.C  
Tel: 886-3-5983621~5 Fax: 886-3-5982931



LittleDiode supplies new, hard to find or obsolete electronic components and semiconductors all over the world.

With over two million different components listed you are sure to find the part you need.

Feel free to visit us today at our online store:

**[LittleDiode.com](http://LittleDiode.com)**

Looking forward to providing you with the best possible service.