



HE9013

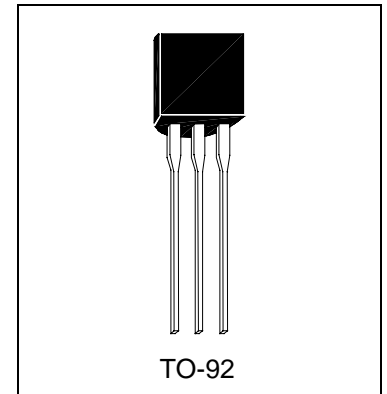
NPN EPITAXIAL PLANAR TRANSISTOR

Description

The HE9013 is designed for use in 1W output amplifier of portable radios in class B push-pull operation.

Features

- High Total Power Dissipation (PT: 625mW)
- High Collector Current (IC: 500mA)
- Complementary to HE9012
- Excellent linearity



Absolute Maximum Ratings

- Maximum Temperatures
Storage Temperature -55 ~ +150 °C
Junction Temperature +150 °C Maximum
- Maximum Power Dissipation
Total Power Dissipation (Ta=25°C)..... 625 mW
- Maximum Voltages and Currents (Ta=25°C)
VCBO Collector to Base Voltage..... 40V
VCEO Collector to Emitter Voltage 20V
VEBO Emitter to Base Voltage..... 5V
IC Collector Current..... 500 mA
Icp Base Current..... 100 mA

Characteristics (Ta=25°C)

Symbol	Min.	Typ.	Max.	Unit	Test Conditions
BVCBO	40	-	-	V	IC=100uA, IE=0
BVCEO	20	-	-	V	IC=1mA, IB=0
BVEBO	5	-	-	V	IE=100uA, IC=0
ICBO	-	-	100	nA	VCE=25V, IE=0
IEBO	-	-	100	nA	VEB=3V, IC=0
*VCE(sat)	-	-	0.6	V	IC=500mA, IB=50mA
*VBE(sat)	-	-	1.2	V	IC=500mA, IB=50mA
VBE(on)	-	-	0.9	V	VCE=1V, IC=10mA
*hFE1	112	180	300		VCE=1V, IC=50mA
*hFE2	40	-	-		VCE=1V, IC=500mA
Cob	-	-	8	pF	VCB=10V, f=1MHz
fT	100	-	-	MHz	VCE=1V, IC=10mA, f=100MHz

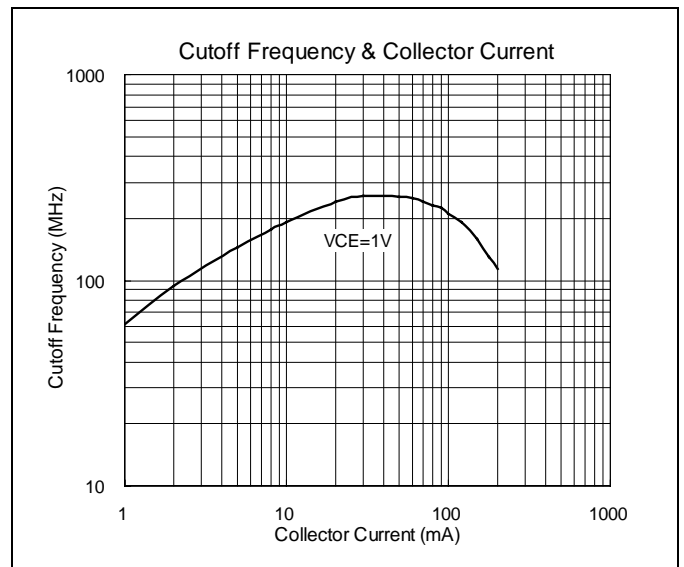
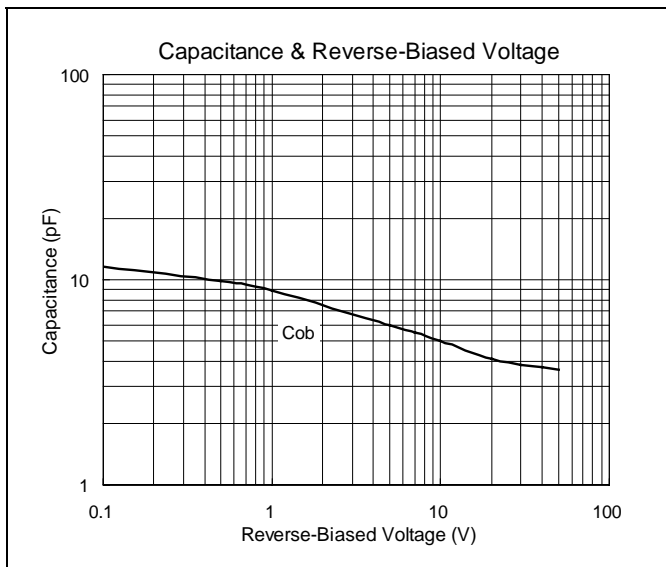
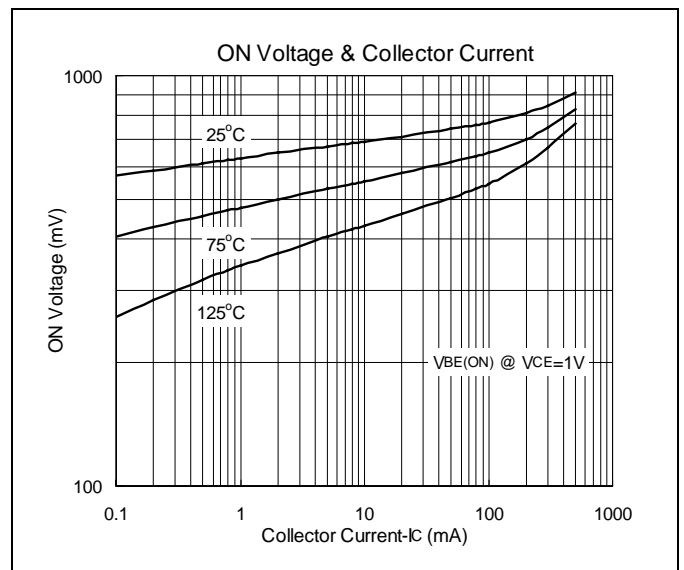
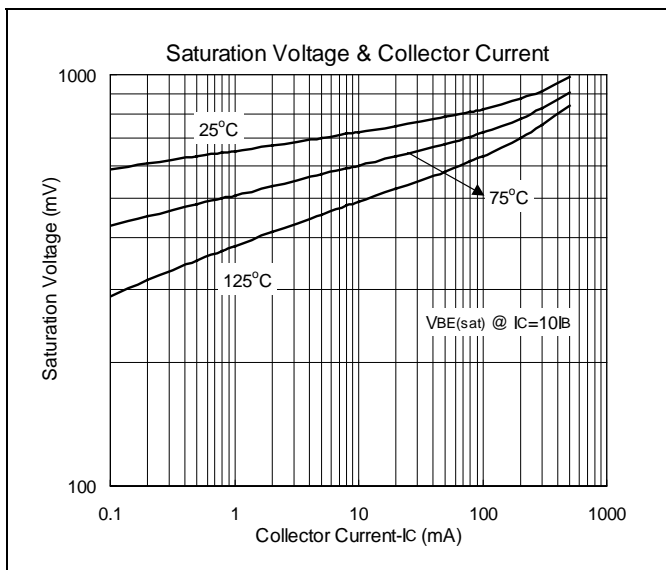
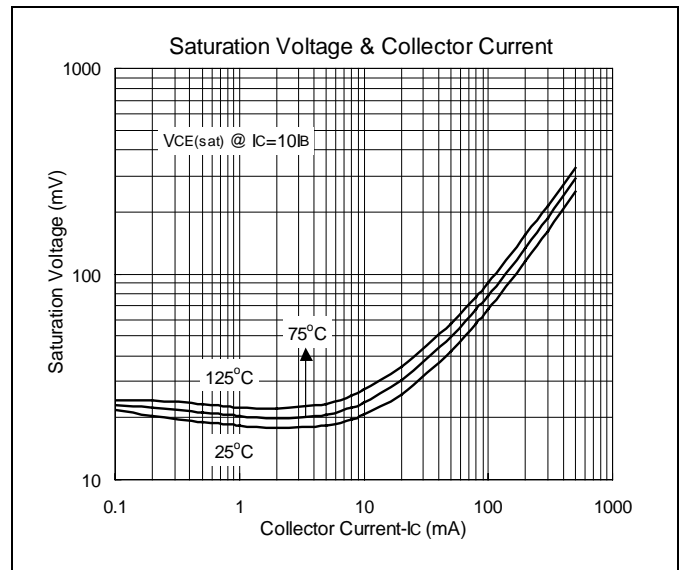
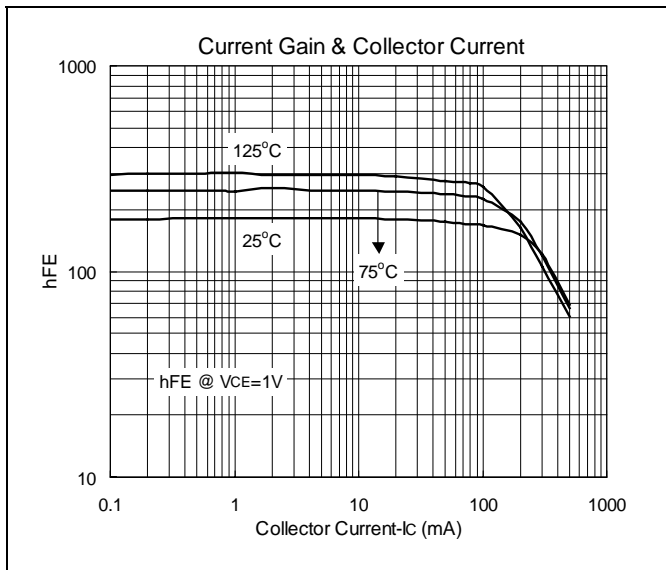
*Pulse Test: Pulse Width ≤380us, Duty Cycle≤2%

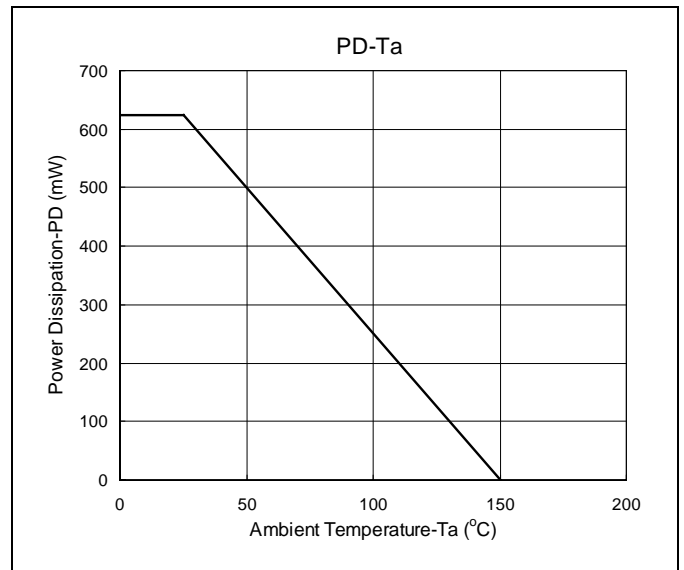
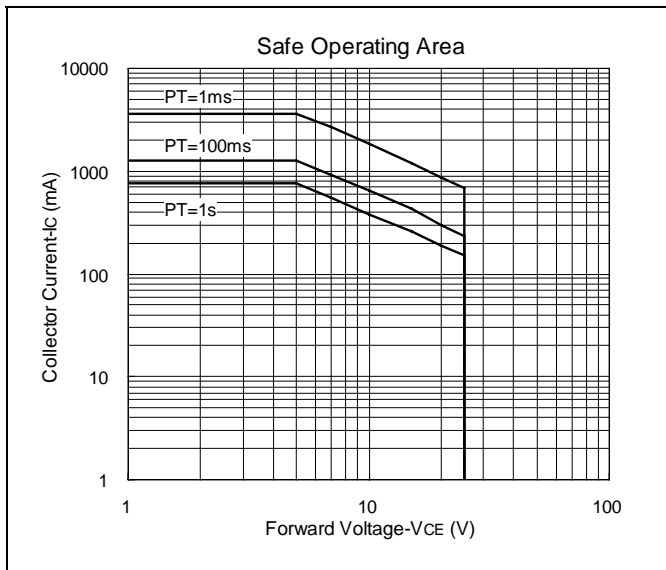
Classification on hFE1

Rank	G	H	I1	I2
Range	112-166	144-202	176-246	214-300



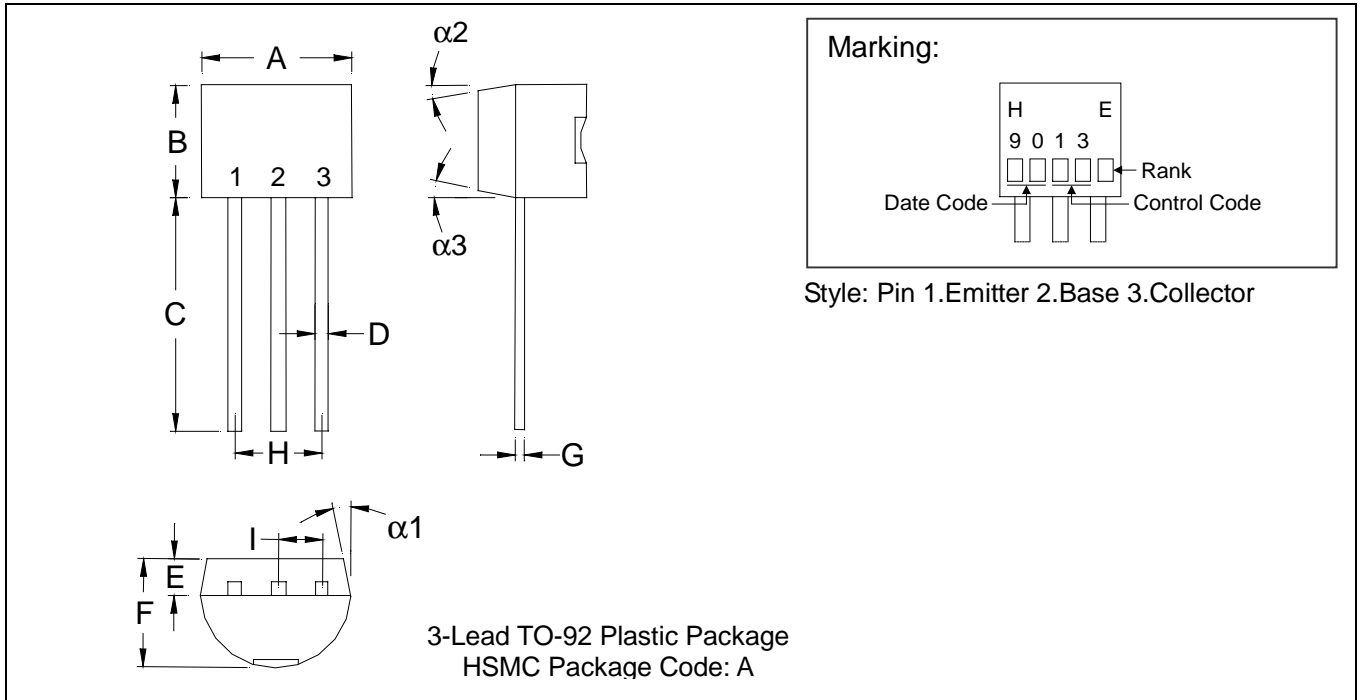
Characteristics Curve







TO-92 Dimension



*: Typical

DIM	Inches		Millimeters		DIM	Inches		Millimeters	
	Min.	Max.	Min.	Max.		Min.	Max.	Min.	Max.
A	0.1704	0.1902	4.33	4.83	G	0.0142	0.0220	0.36	0.56
B	0.1704	0.1902	4.33	4.83	H	-	*0.1000	-	*2.54
C	0.5000	-	12.70	-	I	-	*0.0500	-	*1.27
D	0.0142	0.0220	0.36	0.56	α1	-	*5°	-	*5°
E	-	*0.0500	-	*1.27	α2	-	*2°	-	*2°
F	0.1323	0.1480	3.36	3.76	α3	-	*2°	-	*2°

- Notes: 1. Dimension and tolerance based on our Spec. dated Apr. 25, 1996.
 2. Controlling dimension: millimeters.
 3. Maximum lead thickness includes lead finish thickness, and minimum lead thickness is the minimum thickness of base material.
 4. If there is any question with packing specification or packing method, please contact your local HSMC sales office.

Material:

- Lead: 42 Alloy; solder plating
- Mold Compound: Epoxy resin family, flammability solid burning class: UL94V-0

Important Notice:

- All rights are reserved. Reproduction in whole or in part is prohibited without the prior written approval of HSMC.
- HSMC reserves the right to make changes to its products without notice.
- **HSMC semiconductor products are not warranted to be suitable for use in Life-Support Applications, or systems.**
- HSMC assumes no liability for any consequence of customer product design, infringement of patents, or application assistance.

Head Office And Factory:

- **Head Office** (Hi-Sincerity Microelectronics Corp.): 10F., No. 61, Sec. 2, Chung-Shan N. Rd. Taipei Taiwan R.O.C.
 Tel: 886-2-25212056 Fax: 886-2-25632712, 25368454
- **Factory 1:** No. 38, Kuang Fu S. Rd., Fu-Kou Hsin-Chu Industrial Park Hsin-Chu Taiwan. R.O.C
 Tel: 886-3-5983621-5 Fax: 886-3-5982931



LittleDiode supplies new, hard to find or obsolete electronic components and semiconductors all over the world.

With over two million different components listed you are sure to find the part you need.

Feel free to visit us today at our online store:

LittleDiode.com

Looking forward to providing you with the best possible service.