



# H2N6520

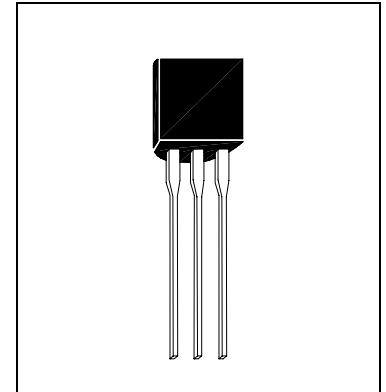
PNP EPITAXIAL PLANAR TRANSISTOR

## Description

The H2N6520 is designed for general purpose applications requiring high breakdown voltages.

## Features

- High Collector-Emitter Breakdown Voltage
- Low Collector-Emitter Saturation Voltage
- The H2N6520 is complementary to H2N6517



## Absolute Maximum Ratings

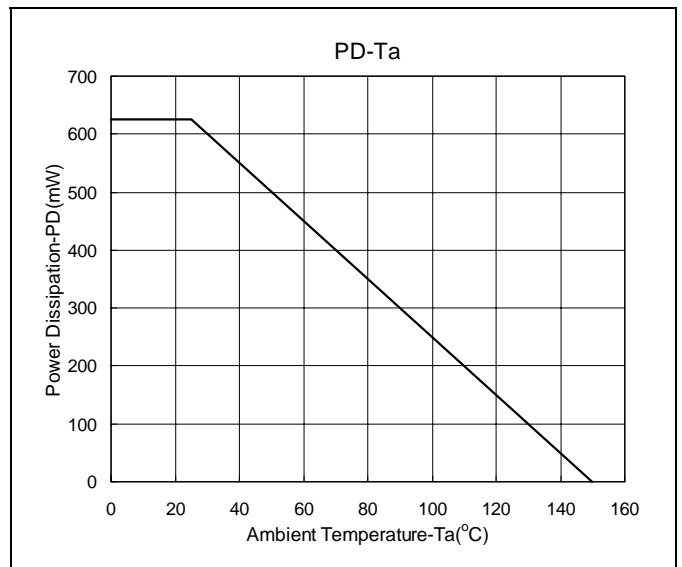
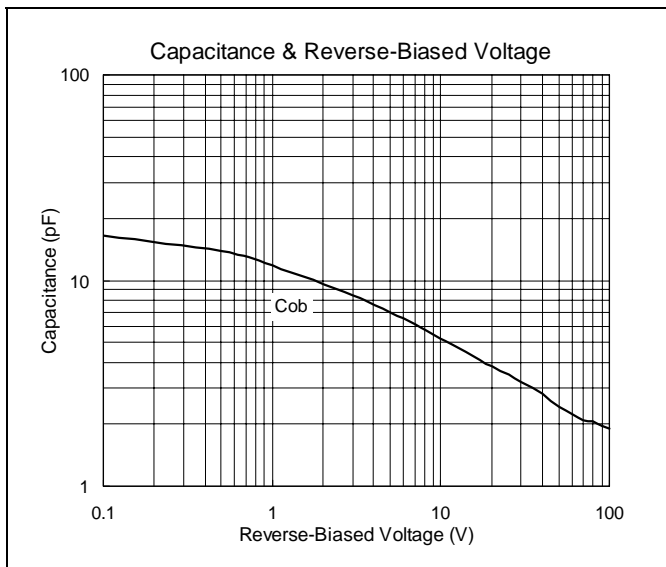
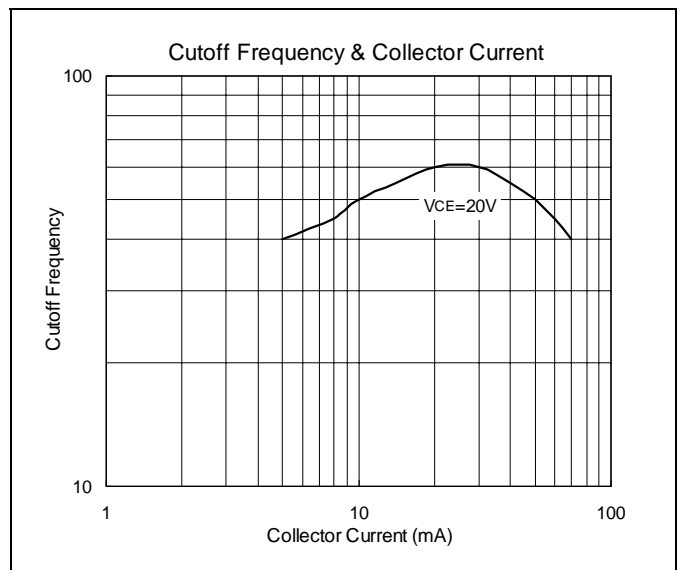
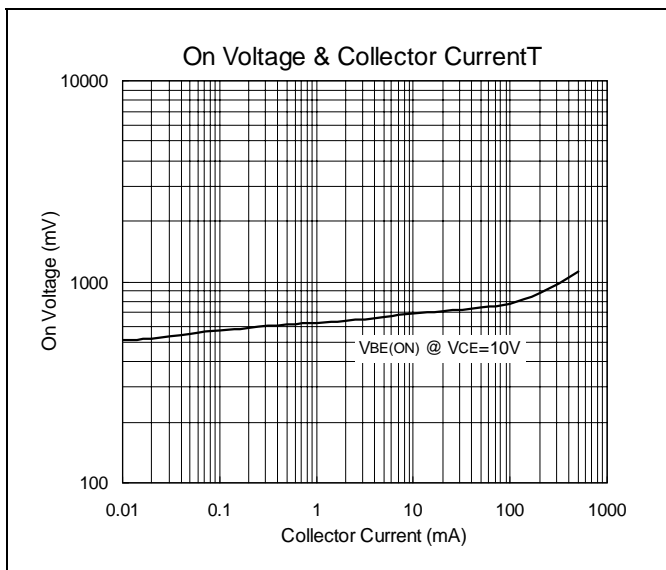
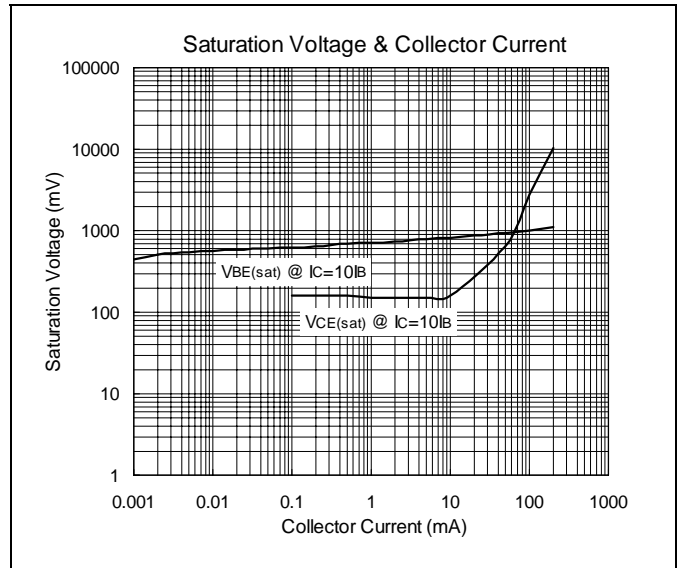
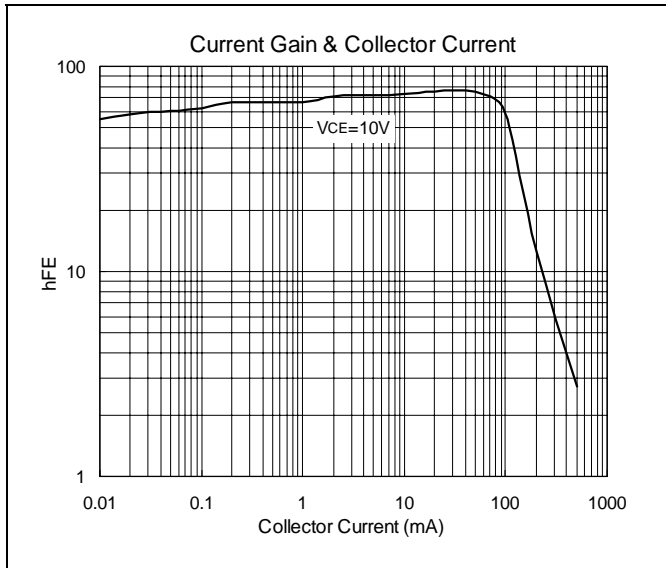
- Maximum Temperatures
  - Storage Temperature ..... -55 ~ +150 °C
  - Junction Temperature ..... +150 °C Maximum
- Maximum Power Dissipation
  - Total Power Dissipation (Ta=25°C)..... 625 mW
- Maximum Voltages and Currents (Ta=25°C)
  - VCBO Collector to Base Voltage ..... -350 V
  - VCEO Collector to Emitter Voltage..... -350 V
  - VEBO Emitter to Base Voltage ..... -5 V
  - IC Collector Current ..... -500 mA
  - IB Base Current ..... -250 mA

## Characteristics (Ta=25°C, \*Pulse Test : Pulse Width ≤380us, Duty Cycle≤2% )

Symbol	Min.	Typ.	Max.	Unit	Test Conditions
BVCBO	-350	-	-	V	IC=-100uA, IE=0
BVCEO	-350	-	-	V	IC=-1mA, IB=0
BVEBO	-5	-	-	V	IE=-10uA, IC=0
ICBO	-	-	-50	nA	VCB=-250V, IE=0
IEBO	-	-	-50	nA	VEB=-4V, IC=0
*VCE(sat)1	-	-	-0.30	V	IC=-10mA, IB=-1mA
*VCE(sat)2	-	-	-0.35	V	IC=-20mA, IB=-2mA
*VCE(sat)3	-	-	-0.50	V	IC=-30mA, IB=-3mA
*VCE(sat)4	-	-	-1	V	IC=-50mA, IB=-5mA
VBE(on)	-	-	2	V	IC=-100mA, VCE=-10V
*VBE(sat)1	-	-	-0.75	V	IC=-10mA, IB=-1mA
*VBE(sat)2	-	-	-0.85	V	IC=-20mA, IB=-2mA
*VBE(sat)3	-	-	-0.90	V	IC=-30mA, IB=-3mA
*hFE1	20	-	-		VCE=-10V, IC=-1mA
*hFE2	30	-	-		VCE=-10V, IC=-10mA
*hFE3	30	-	200		VCE=-10V, IC=-30mA
*hFE4	20	-	200		VCE=-10V, IC=-50mA
*hFE5	15	-	-		VCE=-10V, IC=-100mA
fT	40	-	200	MHz	IC=-10mA, VCE=-20V, f=20MHz
Cob	-	-	6	pF	VCB=-20V, f=1MHz, IE=0

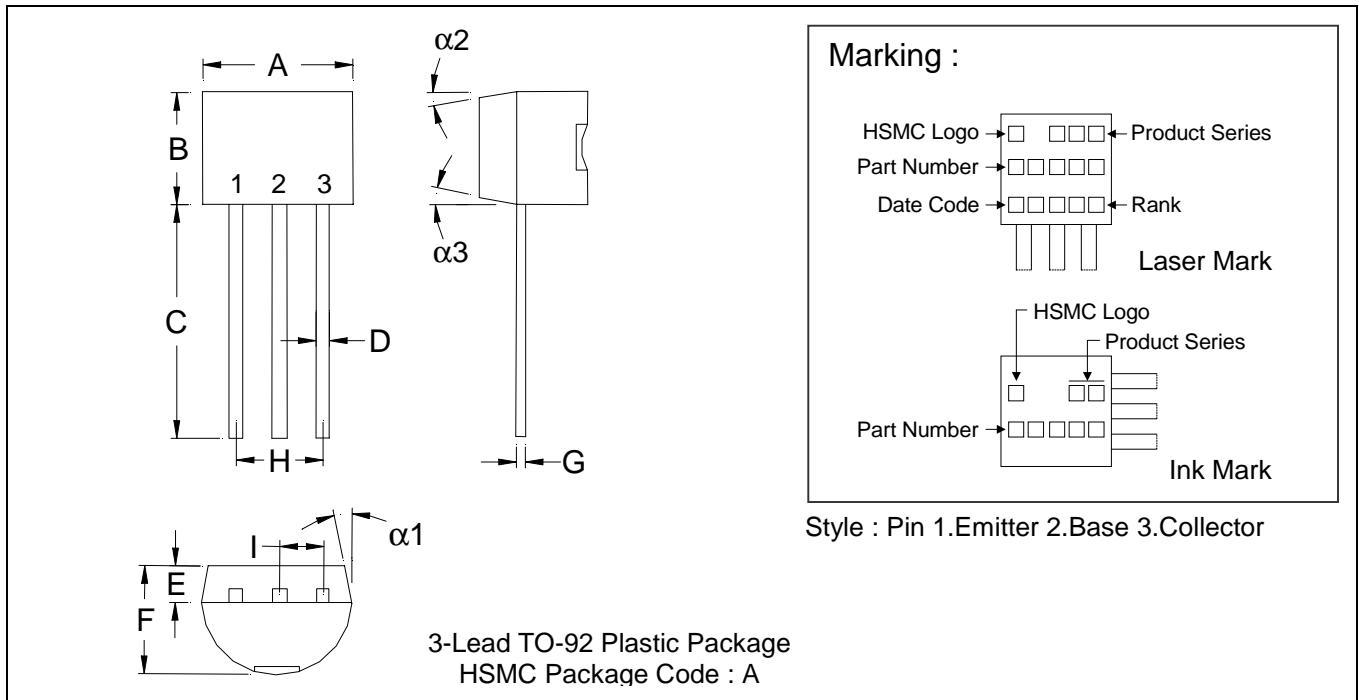


### Characteristics Curve





## TO-92 Dimension



\*:Typical

DIM	Inches		Millimeters		DIM	Inches		Millimeters	
	Min.	Max.	Min.	Max.		Min.	Max.	Min.	Max.
A	0.1704	0.1902	4.33	4.83	G	0.0142	0.0220	0.36	0.56
B	0.1704	0.1902	4.33	4.83	H	-	*0.1000	-	*2.54
C	0.5000	-	12.70	-	I	-	*0.0500	-	*1.27
D	0.0142	0.0220	0.36	0.56	α1	-	*5°	-	*5°
E	-	*0.0500	-	*1.27	α2	-	*2°	-	*2°
F	0.1323	0.1480	3.36	3.76	α3	-	*2°	-	*2°

- Notes :**
1. Dimension and tolerance based on our Spec. dated Apr. 25, 1996.
  2. Controlling dimension : millimeters.
  3. Maximum lead thickness includes lead finish thickness, and minimum lead thickness is the minimum thickness of base material.
  4. If there is any question with packing specification or packing method, please contact your local HSMC sales office.

**Material :**

- Lead : 42 Alloy ; solder plating
- Mold Compound : Epoxy resin family, flammability solid burning class:UL94V-0

**Important Notice:**

- All rights are reserved. Reproduction in whole or in part is prohibited without the prior written approval of HSMC.
- HSMC reserves the right to make changes to its products without notice.
- **HSMC semiconductor products are not warranted to be suitable for use in Life-Support Applications, or systems.**
- HSMC assumes no liability for any consequence of customer product design, infringement of patents, or application assistance.

**Head Office And Factory :**

- **Head Office** (Hi-Sincerity Microelectronics Corp.) : 10F., No. 61, Sec. 2, Chung-Shan N. Rd. Taipei Taiwan R.O.C.  
Tel : 886-2-25212056 Fax : 886-2-25632712, 25368454
- **Factory 1** : No. 38, Kuang Fu S. Rd., Fu-Kou Hsin-Chu Industrial Park Hsin-Chu Taiwan. R.O.C  
Tel : 886-3-5983621~5 Fax : 886-3-5982931
- **Factory 2** : No. 17-1, Ta-Tung Rd., Fu-Kou Hsin-Chu Industrial Park Hsin-Chu Taiwan. R.O.C  
Tel : 886-3-5977061 Fax : 886-3-5979220



LittleDiode supplies new, hard to find or obsolete electronic components and semiconductors all over the world.

With over two million different components listed you are sure to find the part you need.

Feel free to visit us today at our online store:

[LittleDiode.com](http://LittleDiode.com)

Looking forward to providing you with the best possible service.