



HE8551S

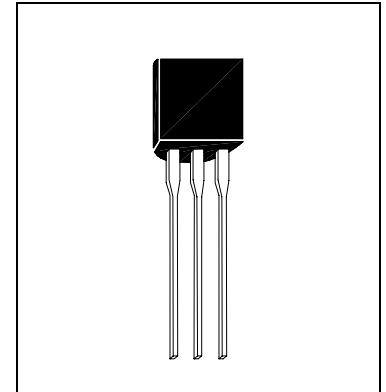
PNP EPITAXIAL PLANAR TRANSISTOR

Description

The HE8551S is designed for general purpose amplifier applications.

Features

- High DC Current gain: 100-400 at IC=150mA
- Complementary to HE8051S



Absolute Maximum Ratings

- Maximum Temperatures
 Storage Temperature -55 ~ +150 °C
 Junction Temperature +150 °C Maximum
- Maximum Power Dissipation
 Total Power Dissipation (Ta=25°C) 625 mW
- Maximum Voltages and Currents (Ta=25°C)
 VCBO Collector to Base Voltage -25 V
 VCEO Collector to Emitter Voltage -20 V
 VEBO Emitter to Base Voltage -5 V
 IC Collector Current -700 mA

Characteristics (Ta=25°C)

Symbol	Min.	Typ.	Max.	Unit	Test Conditions
BVCBO	-25	-	-	V	IC=-10uA, IE=0
BVCEO	-20	-	-	V	IC=-1mA, IB=0
BVEBO	-5	-	-	V	IE=-10uA, IC=0
ICBO	-	-	-1	uA	VCB=-20V, IE=0
*VCE(sat)	-	-	-0.5	V	IC=-0.5A, IB=-50mA
VBE(on)	-	-	-1	V	VCE=-1V, IC=-150mA
*hFE1	100	-	500		VCE=-1V, IC=-150mA
*hFE2	-	100	-		VCE=-1V, IC=-500mA
fT	150	-	-	MHz	VCE=-10V, IC=-20mA, f=100MHz
Cob	-	-	10	PF	VCB=-10V, f=1MHz, IE=0

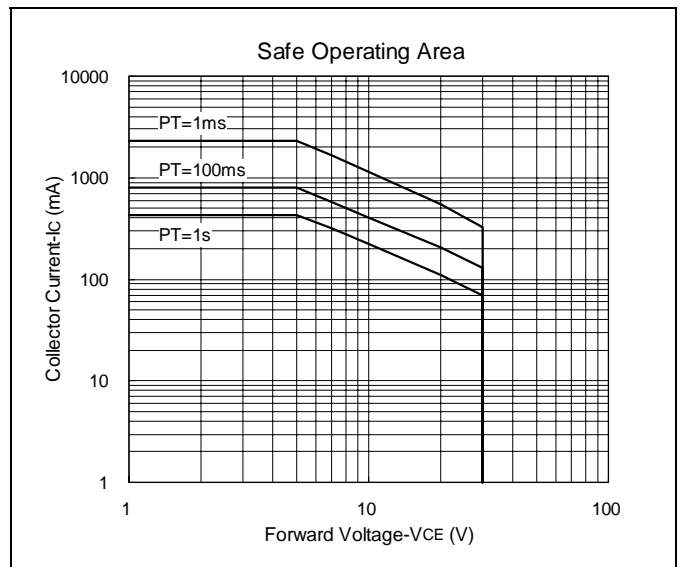
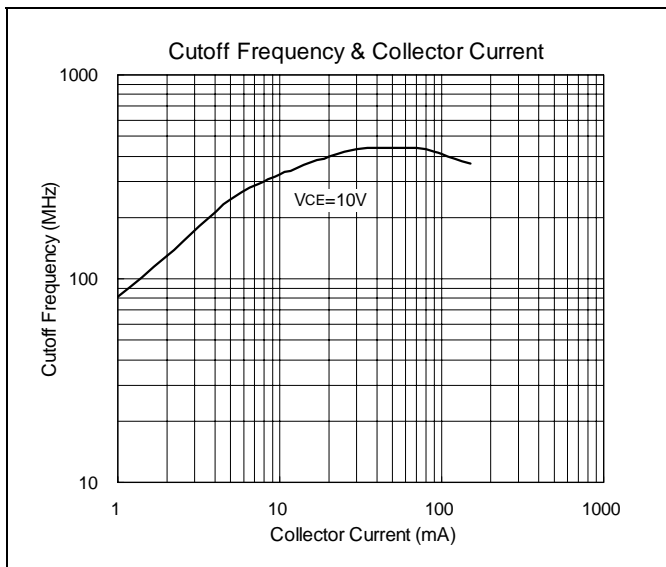
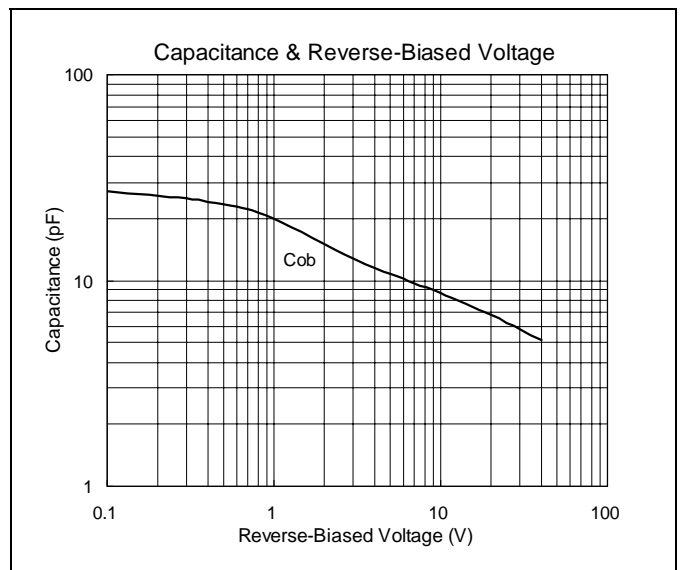
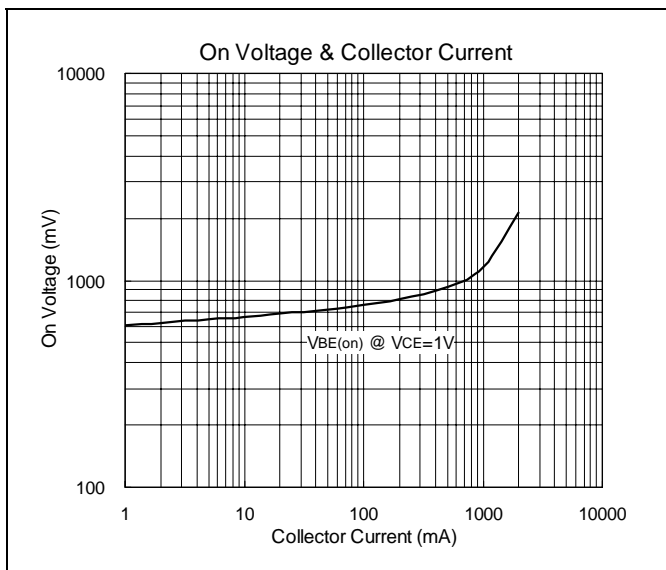
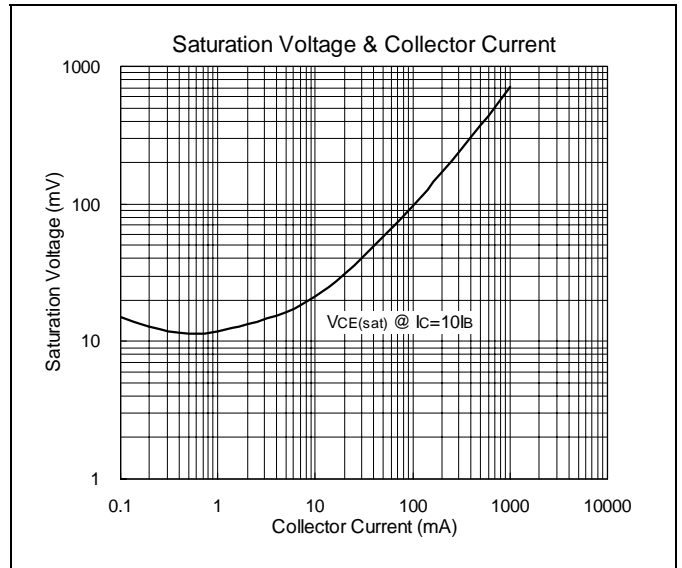
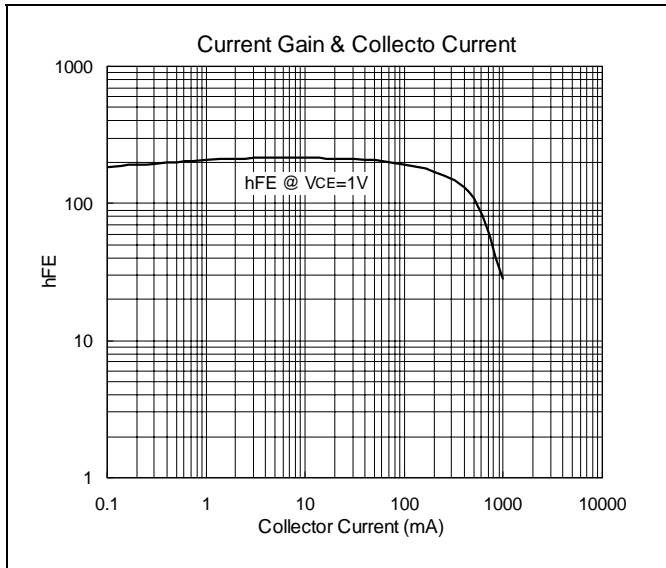
*Pulse Test : Pulse Width ≤380us, Duty Cycle≤2%

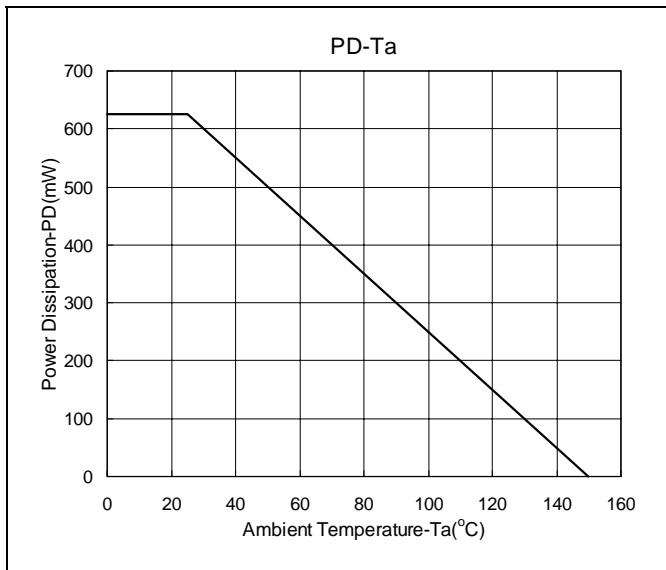
Classification Of hFE

Rank	C	C1	D	D1	E
hFE1	100-180	100-180	160-300	160-300	250-500
hFE2	-	>100	-	>100	-



Characteristics Curve







TO-92 Dimension

3-Lead TO-92 Plastic Package
HSMC Package Code : A

Marking :

HSMC Logo → □ □ □ □ ← Product Series
 Part Number → □ □ □ □ □ □
 Date Code → □ □ □ □ □ □ ← Rank
 Laser Mark

HSMC Logo
 Product Series
 Part Number → □ □ □ □ □ □
 Ink Mark

Style : Pin 1. Emitter 2. Base 3. Collector

*:Typical

DIM	Inches		Millimeters		DIM	Inches		Millimeters	
	Min.	Max.	Min.	Max.		Min.	Max.	Min.	Max.
A	0.1704	0.1902	4.33	4.83	G	0.0142	0.0220	0.36	0.56
B	0.1704	0.1902	4.33	4.83	H	-	*0.1000	-	*2.54
C	0.5000	-	12.70	-	I	-	*0.0500	-	*1.27
D	0.0142	0.0220	0.36	0.56	$\alpha 1$	-	*5°	-	*5°
E	-	*0.0500	-	*1.27	$\alpha 2$	-	*2°	-	*2°
F	0.1323	0.1480	3.36	3.76	$\alpha 3$	-	*2°	-	*2°

- Notes :**
1. Dimension and tolerance based on our Spec. dated Apr. 25, 1996.
 2. Controlling dimension : millimeters.
 3. Maximum lead thickness includes lead finish thickness, and minimum lead thickness is the minimum thickness of base material.
 4. If there is any question with packing specification or packing method, please contact your local HSMC sales office.

Material :

- Lead : 42 Alloy ; solder plating
- Mold Compound : Epoxy resin family, flammability solid burning class:UL94V-0

Important Notice:

- All rights are reserved. Reproduction in whole or in part is prohibited without the prior written approval of HSMC.
- HSMC reserves the right to make changes to its products without notice.
- **HSMC semiconductor products are not warranted to be suitable for use in Life-Support Applications, or systems.**
- HSMC assumes no liability for any consequence of customer product design, infringement of patents, or application assistance.

Head Office And Factory :

- **Head Office** (Hi-Sincerity Microelectronics Corp.) : 10F., No. 61, Sec. 2, Chung-Shan N. Rd. Taipei Taiwan R.O.C.
 Tel : 886-2-25212056 Fax : 886-2-25632712, 25368454
- **Factory 1** : No. 38, Kuang Fu S. Rd., Fu-Kou Hsin-Chu Industrial Park Hsin-Chu Taiwan. R.O.C
 Tel : 886-3-5983621~5 Fax : 886-3-5982931



LittleDiode supplies new, hard to find or obsolete electronic components and semiconductors all over the world.

With over two million different components listed you are sure to find the part you need.

Feel free to visit us today at our online store:

LittleDiode.com

Looking forward to providing you with the best possible service.