

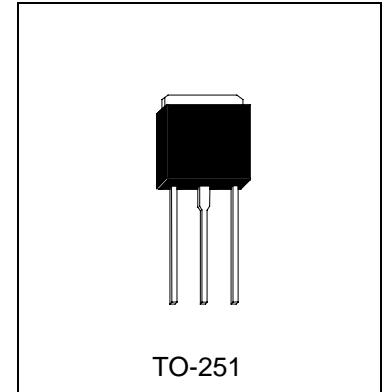


HI10387

NPN EPITAXIAL PLANAR TRANSISTOR

Description

The HI10387 is designed for general-purpose amplifier and low-speed switching applications.



Absolute Maximum Ratings (Ta=25°C)

- Maximum Temperatures
Storage Temperature -55~+150 °C
Junction Temperature 150°C Maximum
- Maximum Power Dissipation
Total Power Dissipation (Tc=25°C) 65 W
Total Power Dissipation (Ta=25°C) 2 W
- Maximum Voltages and Currents (Ta=25°C)
VCBO Collector to Base Voltage 80 V
VCEO Collector to Emitter Voltage 80 V
VEBO Emitter to Base Voltage 5 V
IC Collector Current 10 A

Characteristics (Ta=25°C)

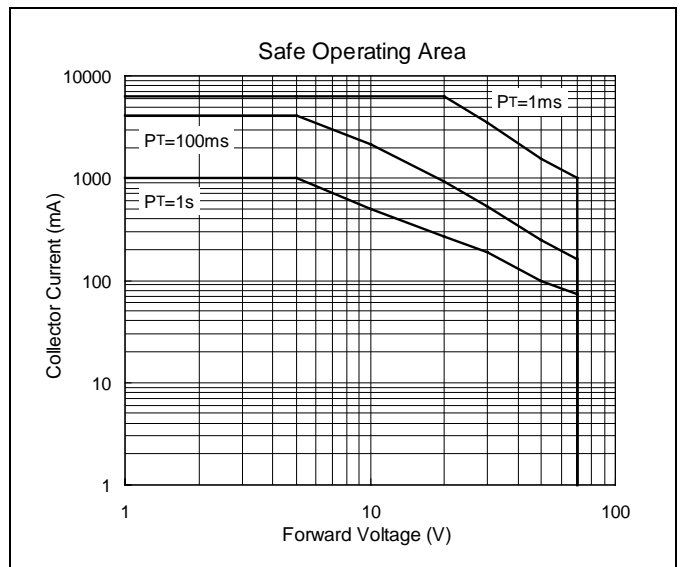
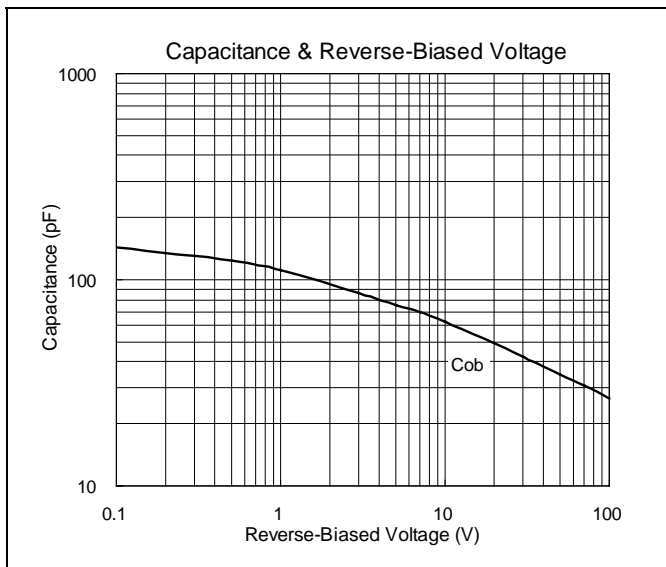
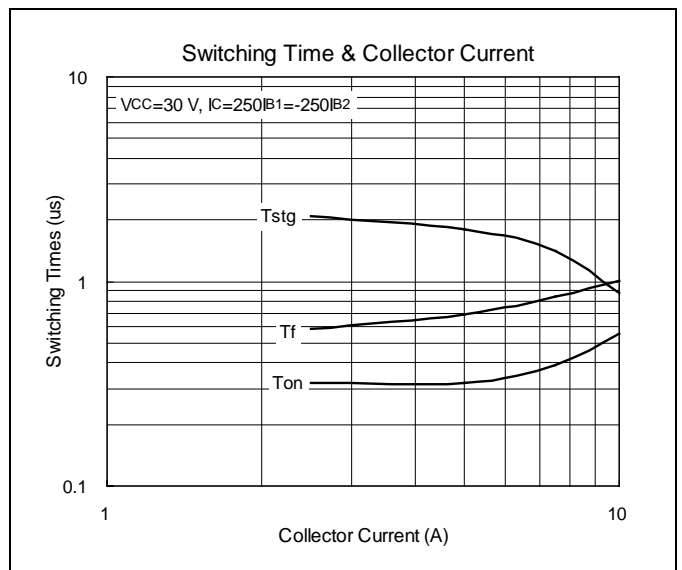
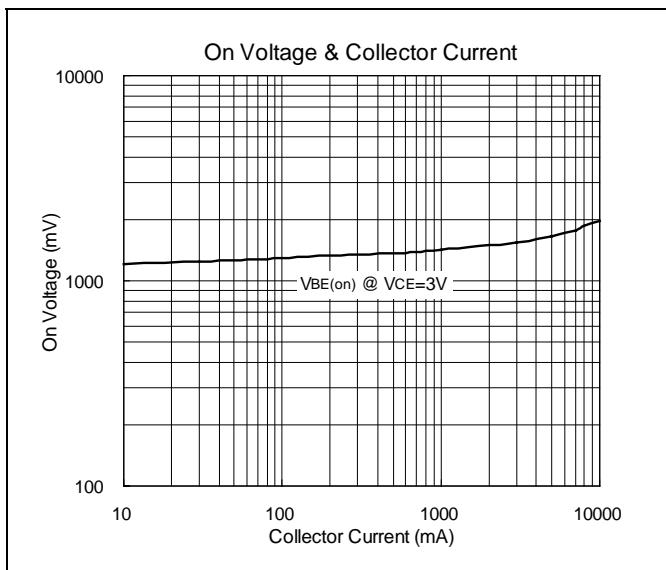
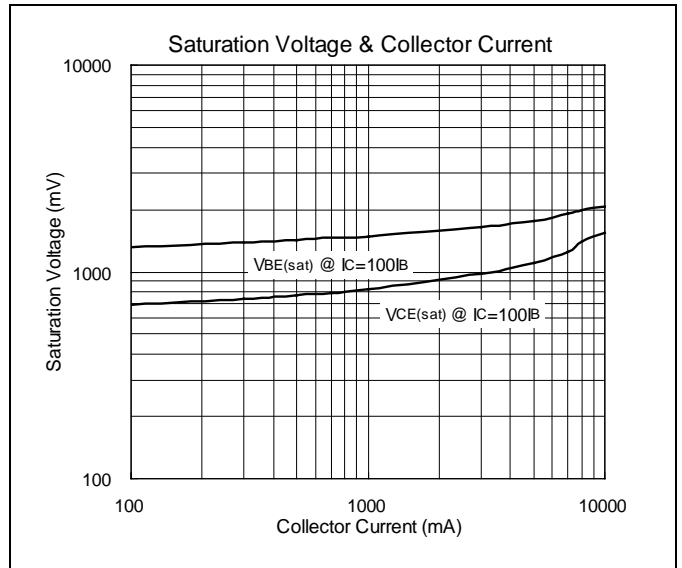
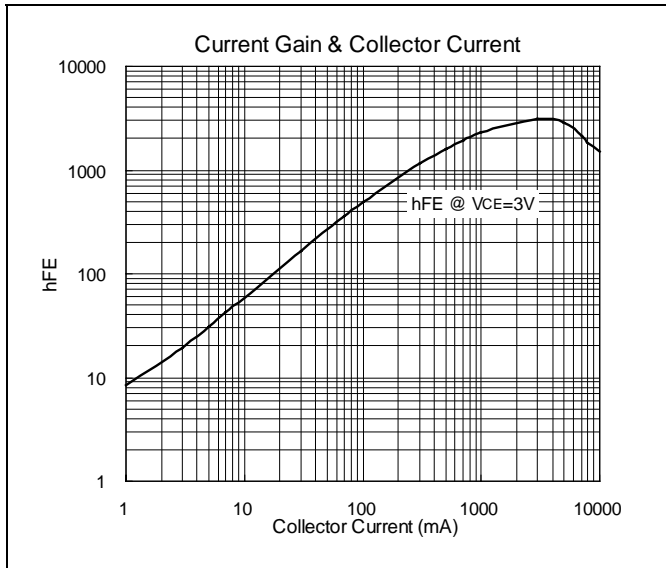
Symbol	Min.	Typ.	Max.	Unit	Test Conditions
BVCEO	80	-	-	V	IC=200mA
ICBO	-	-	100	uA	VCB=160V
IEBO	-	-	2	mA	VEB=5V
ICEO	-	-	1	mA	VCE=80V
ICEV	-	-	300	uA	VCE=80V, VBE(Off)=1.5V
VCE(sat)1	-	-	2	V	IC=5A, IB=10mA
VCE(sat)2	-	-	3	V	IC=10A, IB=100mA
VCE(sat)3	-	-	1.5	V	IC=5A, IB=2.5mA
VBE(sat)	-	-	2	V	IC=5A, IB=5mA
VBE(on)1	-	-	2.8	V	VCE=3V, IC=5A
VBE(on)2	-	-	4.5	V	VCE=3V, IC=10A
VFEC	-	-	3	V	IC=5A
hFE1	2	-	20	K	IC=5A, VCE=3V
hFE2	100	-	-		VCE=3V, IC=10A

Classification Of VCE(sat)1

Rank	KA	KB	KC	NORMAL
VCE(sat)1	<1.5, BVCEO>130V	<1.1V	<1.3V	<2V

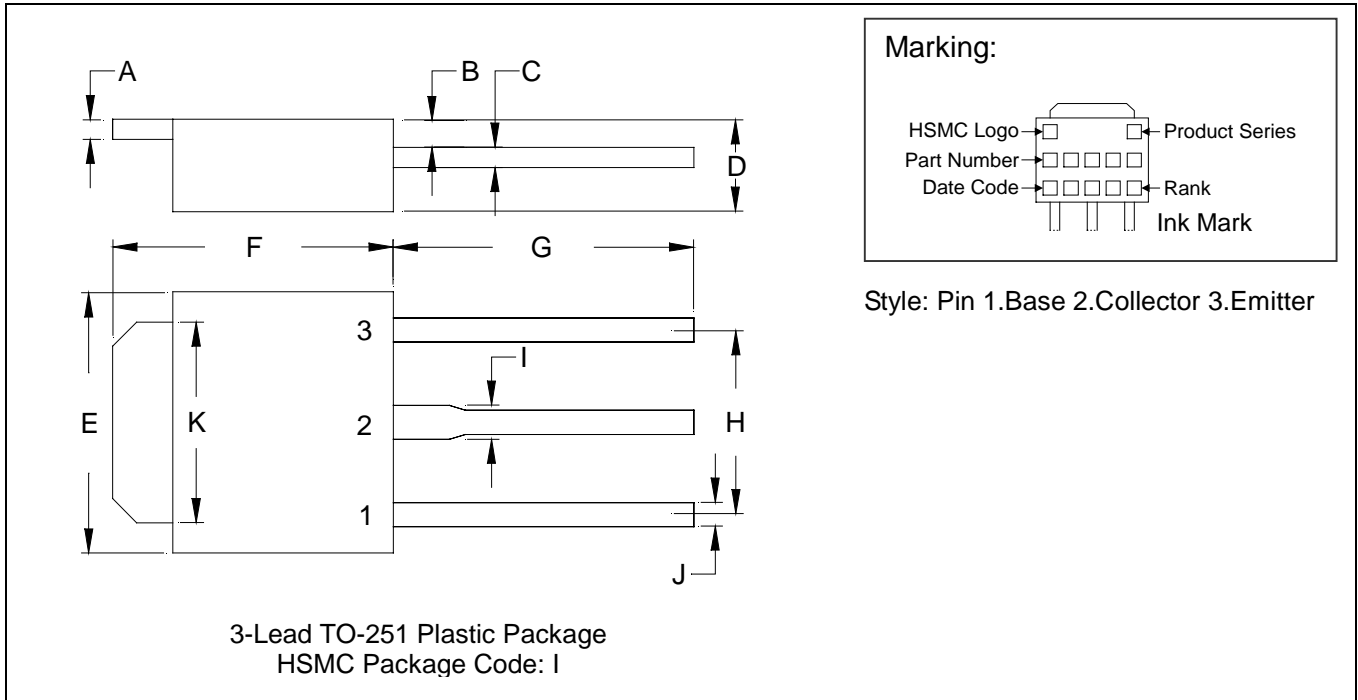


Characteristics Curve





TO-251 Dimension



*: Typical

DIM	Inches		Millimeters		DIM	Inches		Millimeters	
	Min.	Max.	Min.	Max.		Min.	Max.	Min.	Max.
A	0.0177	0.0217	0.45	0.55	G	0.2559	-	6.50	-
B	0.0354	0.0591	0.90	1.50	H	-	*0.1811	-	*4.60
C	0.0177	0.0236	0.45	0.60	I	-	0.0354	-	0.90
D	0.0866	0.0945	2.20	2.40	J	-	0.0315	-	0.80
E	0.2520	0.2677	6.40	6.80	K	0.2047	0.2165	5.20	5.50
F	0.2677	0.2835	6.80	7.20					

- Notes:**
- 1.Dimension and tolerance based on our Spec. dated May. 24,1995.
 - 2.Controlling dimension: millimeters.
 - 3.Maximum lead thickness includes lead finish thickness, and minimum lead thickness is the minimum thickness of base material.
 - 4.If there is any question with packing specification or packing method, please contact your local HSMC sales office.

Material:

- Lead: 42 Alloy ; solder plating
- Mold Compound: Epoxy resin family, flammability solid burning class: UL94V-0

Important Notice:

- All rights are reserved. Reproduction in whole or in part is prohibited without the prior written approval of HSMC.
- HSMC reserves the right to make changes to its products without notice.
- **HSMC semiconductor products are not warranted to be suitable for use in Life-Support Applications, or systems.**
- HSMC assumes no liability for any consequence of customer product design, infringement of patents, or application assistance.

Head Office And Factory:

- **Head Office** (Hi-Sincerity Microelectronics Corp.): 10F.,No. 61, Sec. 2, Chung-Shan N. Rd. Taipei Taiwan R.O.C.
Tel: 886-2-25212056 Fax : 886-2-25632712, 25368454
- **Factory 1:** No. 38, Kuang Fu S. Rd., Fu-Kou Hsin-Chu Industrial Park Hsin-Chu Taiwan. R.O.C
Tel: 886-3-5983621~5 Fax: 886-3-5982931



LittleDiode supplies new, hard to find or obsolete electronic components and semiconductors all over the world.

With over two million different components listed you are sure to find the part you need.

Feel free to visit us today at our online store:

LittleDiode.com

Looking forward to providing you with the best possible service.