



HMBT2907A

PNP EPITAXIAL PLANAR TRANSISTOR

Description

The HMBT2907A is designed for general purpose amplifier and high speed switching, medium power switching applications.

Features

- Low Collector Saturation Voltage
- High Speed Switching
- For Complementary Use With NPN Type HMBT2222A

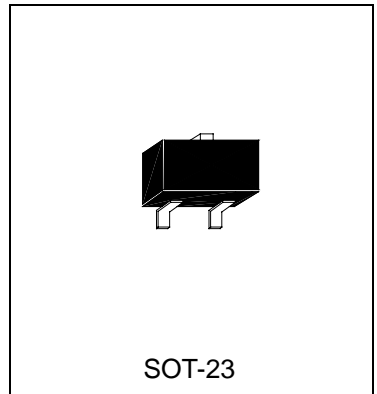
Absolute Maximum Ratings

- Maximum Temperatures
 Storage Temperature -55 ~ +150 °C
 Junction Temperature..... +150 °C
- Maximum Power Dissipation
 Total Power Dissipation (Ta=25°C) 225 mW
- Maximum Voltages and Currents (Ta=25°C)
 VCBO Collector to Base Voltage -60 V
 VCEO Collector to Emitter Voltage..... -60 V
 VEBO Emitter to Base Voltage -5 V
 IC Collector Current..... -600 mA

Characteristics (Ta=25°C)

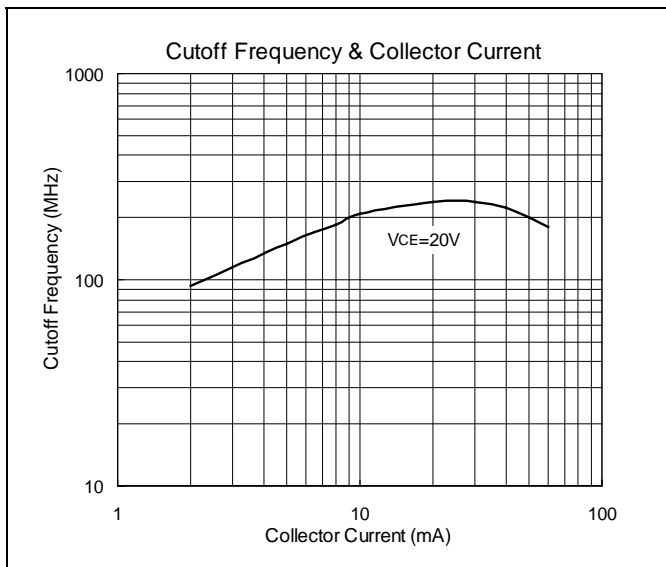
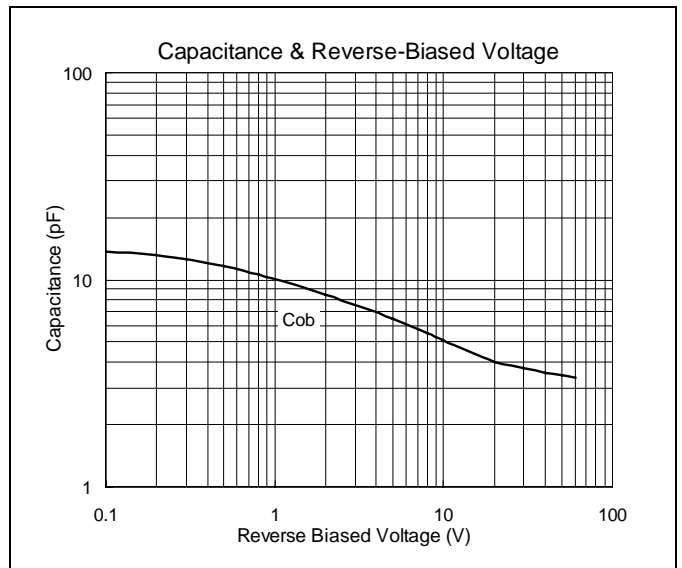
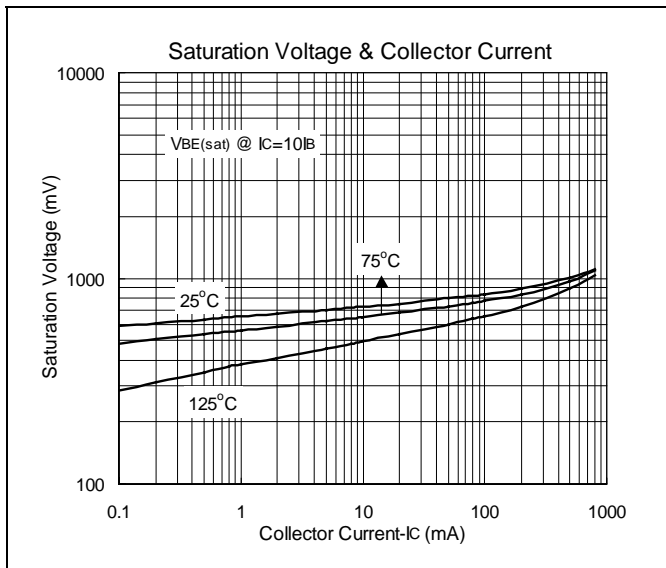
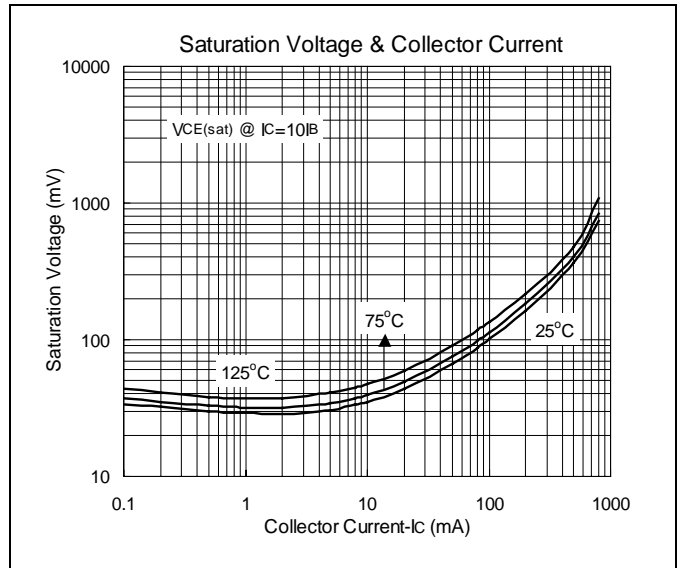
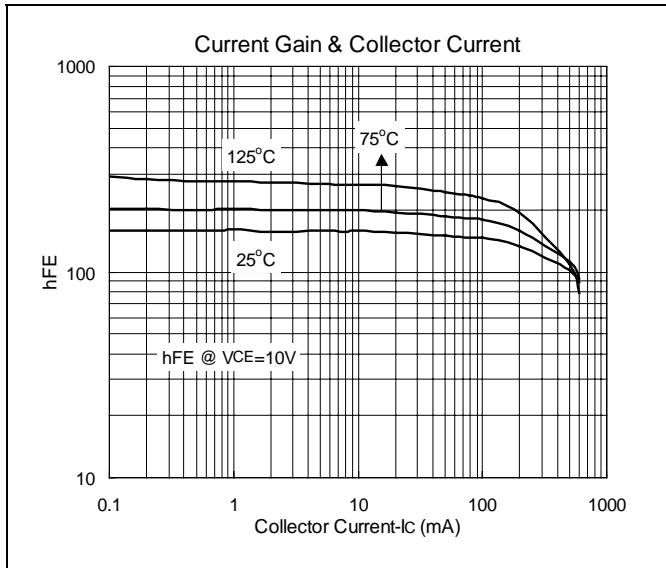
Symbol	Min.	Typ.	Max.	Unit	Test Conditions
BVCEO	-60	-	-	V	IC=-10uA
BVCE0	-60	-	-	V	IC=-10mA
BVEBO	-5	-	-	V	IC=-10uA
ICBO	-	-	-10	nA	VCB=-50V
ICEX	-	-	-50	nA	VCE=-30V, VBE=-0.5V
*VCE(sat)1	-	-0.2	-0.4	V	IC=-150mA, IB=-15mA
*VCE(sat)2	-	-0.5	-1.6	V	IC=-500mA, IB=-50mA
*VBE(sat)1	-	-	-1.3	V	IC=-150mA, IB=-15mA
*VBE(sat)2	-	-	-2.6	V	IC=-500mA, IB=-50mA
*hFE1	75	-	-		VCE=-10V, IC=-100uA
*hFE2	100	-	-		VCE=-10V, IC=-1mA
*hFE3	100	-	-		VCE=-10V, IC=-10mA
*hFE4	100	180	300		VCE=-10V, IC=-150mA
*hFE5	50	-	-		VCE=-10V, IC=-500mA
fT	200	-	-	MHz	VCB=-20V, IC=-50mA, f=100MHz
Cob	-	-	8	pF	VCB=-10V, f=1MHz

*Pulse Test: Pulse Width ≤380us, Duty Cycle≤2%



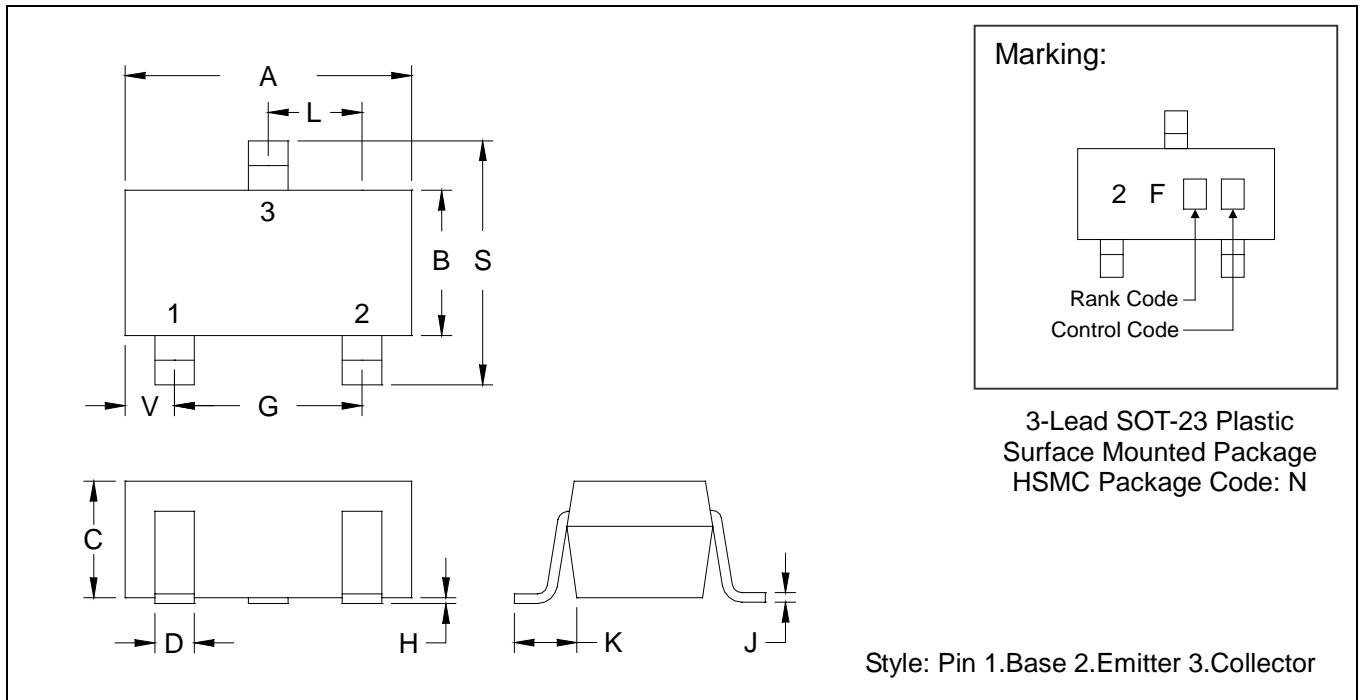


Characteristics Curve





SOT-23 Dimension



*: Typical

DIM	Inches		Millimeters		DIM	Inches		Millimeters	
	Min.	Max.	Min.	Max.		Min.	Max.	Min.	Max.
A	0.1102	0.1204	2.80	3.04	J	0.0034	0.0070	0.085	0.177
B	0.0472	0.0630	1.20	1.60	K	0.0128	0.0266	0.32	0.67
C	0.0335	0.0512	0.89	1.30	L	0.0335	0.0453	0.85	1.15
D	0.0118	0.0197	0.30	0.50	S	0.0830	0.1083	2.10	2.75
G	0.0669	0.0910	1.70	2.30	V	0.0098	0.0256	0.25	0.65
H	0.0005	0.0040	0.013	0.10					

- Notes: 1.Dimension and tolerance based on our Spec. dated Sep. 07,1997.
 2.Controlling dimension: millimeters.
 3.Maximum lead thickness includes lead finish thickness, and minimum lead thickness is the minimum thickness of base material.
 4.If there is any question with packing specification or packing method, please contact your local HSMC sales office.

Material:

- Lead: 42 Alloy; solder plating
- Mold Compound: Epoxy resin family, flammability solid burning class: UL94V-0

Important Notice:

- All rights are reserved. Reproduction in whole or in part is prohibited without the prior written approval of HSMC.
- HSMC reserves the right to make changes to its products without notice.
- **HSMC semiconductor products are not warranted to be suitable for use in Life-Support Applications, or systems.**
- HSMC assumes no liability for any consequence of customer product design, infringement of patents, or application assistance.

Head Office And Factory:

- **Head Office** (Hi-Sincerity Microelectronics Corp.): 10F.,No. 61, Sec. 2, Chung-Shan N. Rd. Taipei Taiwan R.O.C.
 Tel: 886-2-25212056 Fax: 886-2-25632712, 25368454
- **Factory 1:** No. 38, Kuang Fu S. Rd., Fu-Kou Hsin-Chu Industrial Park Hsin-Chu Taiwan. R.O.C
 Tel: 886-3-5983621~5 Fax: 886-3-5982931



LittleDiode supplies new, hard to find or obsolete electronic components and semiconductors all over the world.

With over two million different components listed you are sure to find the part you need.

Feel free to visit us today at our online store:

LittleDiode.com

Looking forward to providing you with the best possible service.