

2SC5828

Silicon NPN Epitaxial
VHF/UHF Wide band amplifier

HITACHI

ADE-208-1465(Z)

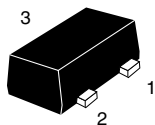
Rev.0
Nov. 2001

Features

- Super compact package: MPAK (1.4 x 0.8 x 0.59 mm)

Outline

MPAK



1. Emitter
2. Base
3. Collector

Note: Marking is "WX-".

2SC5828

Absolute Maximum Ratings

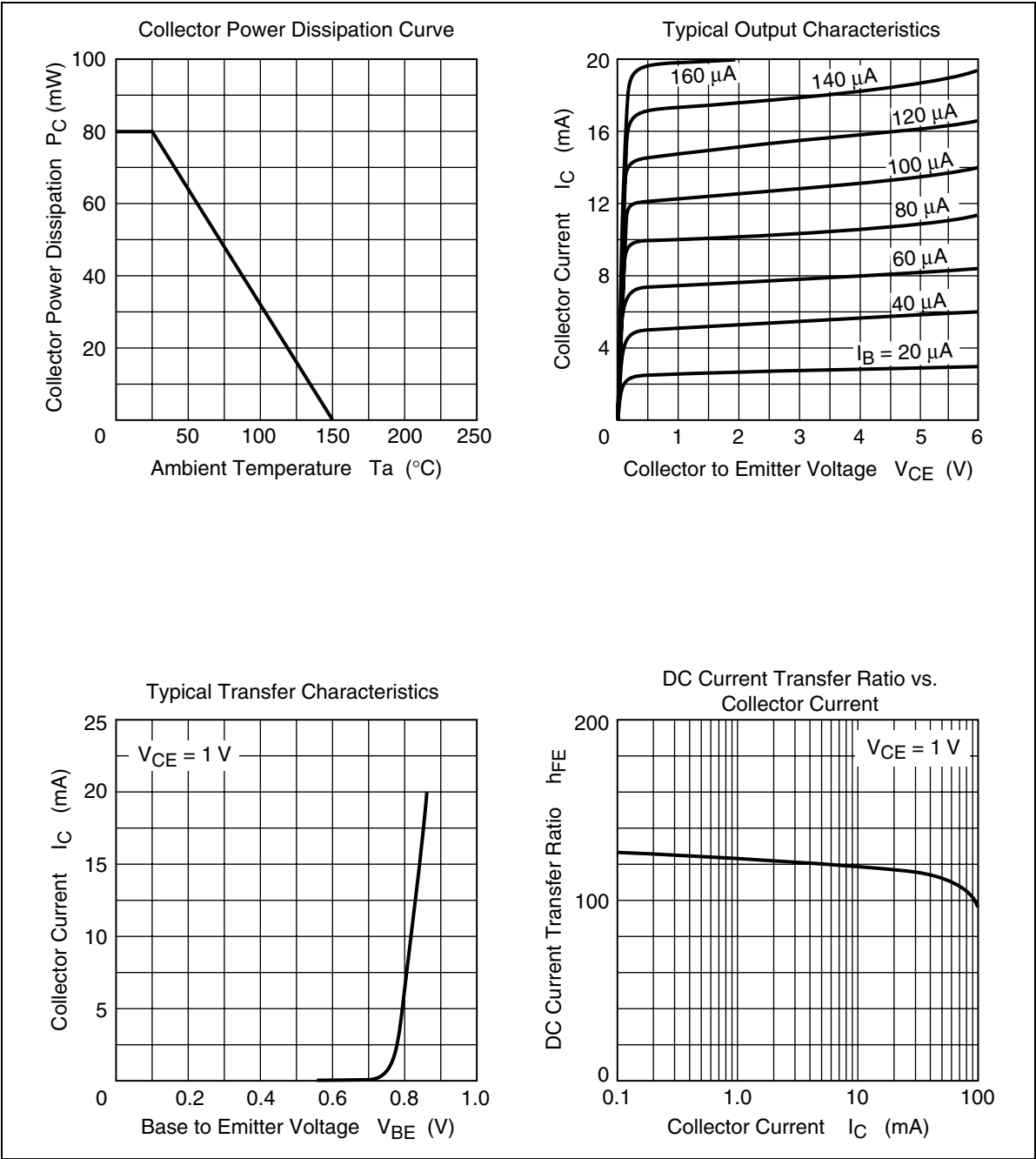
($T_a = 25\text{ }^\circ\text{C}$)

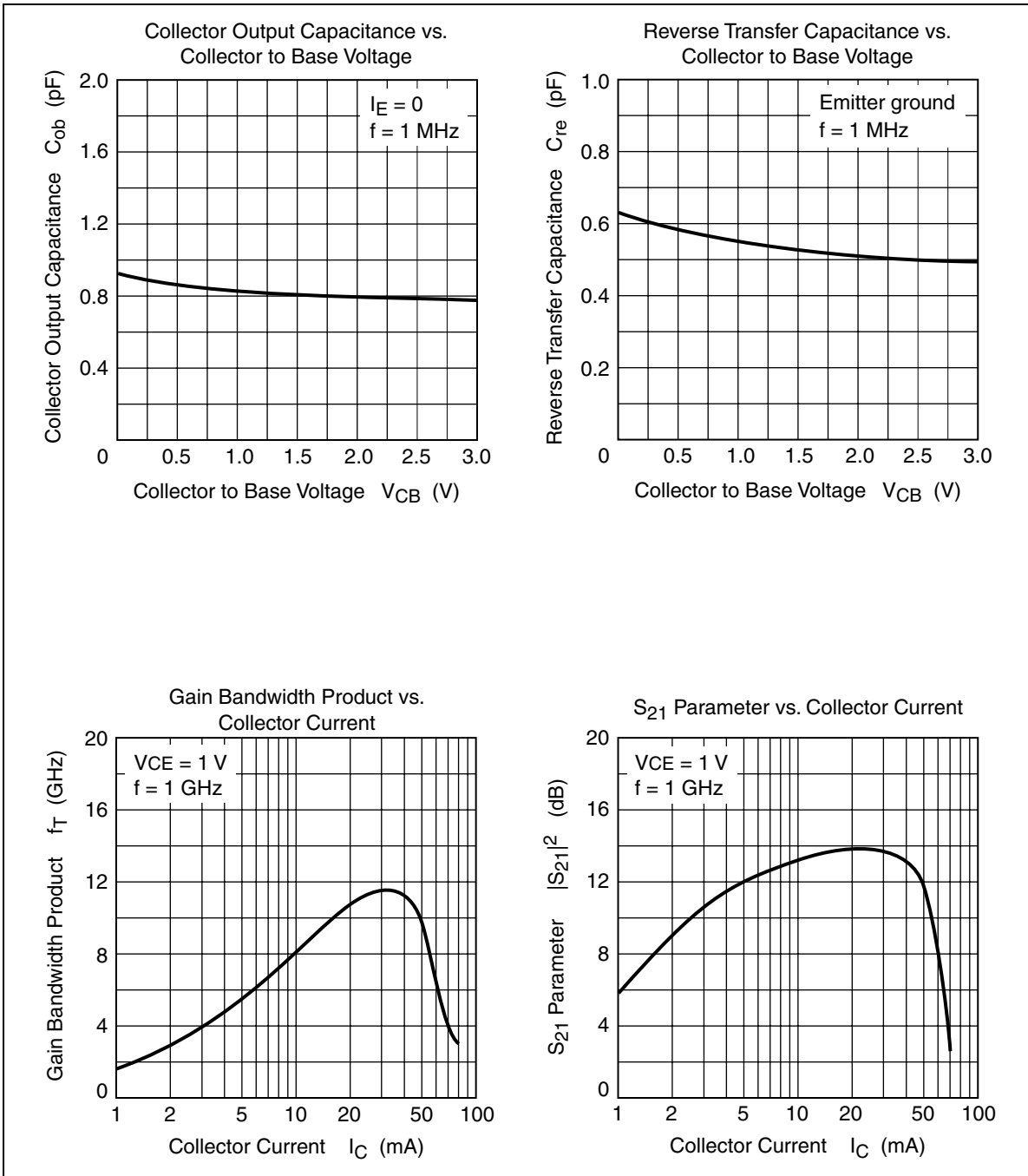
Item	Symbol	Ratings	Unit
Collector to base voltage	V_{CBO}	15	V
Collector to emitter voltage	V_{CEO}	5.5	V
Emitter to base voltage	V_{EBO}	1.5	V
Collector current	I_C	80	mA
Collector power dissipation	P_C	80	mW
Junction temperature	T_j	150	$^\circ\text{C}$
Storage temperature	T_{stg}	-55 to +150	$^\circ\text{C}$

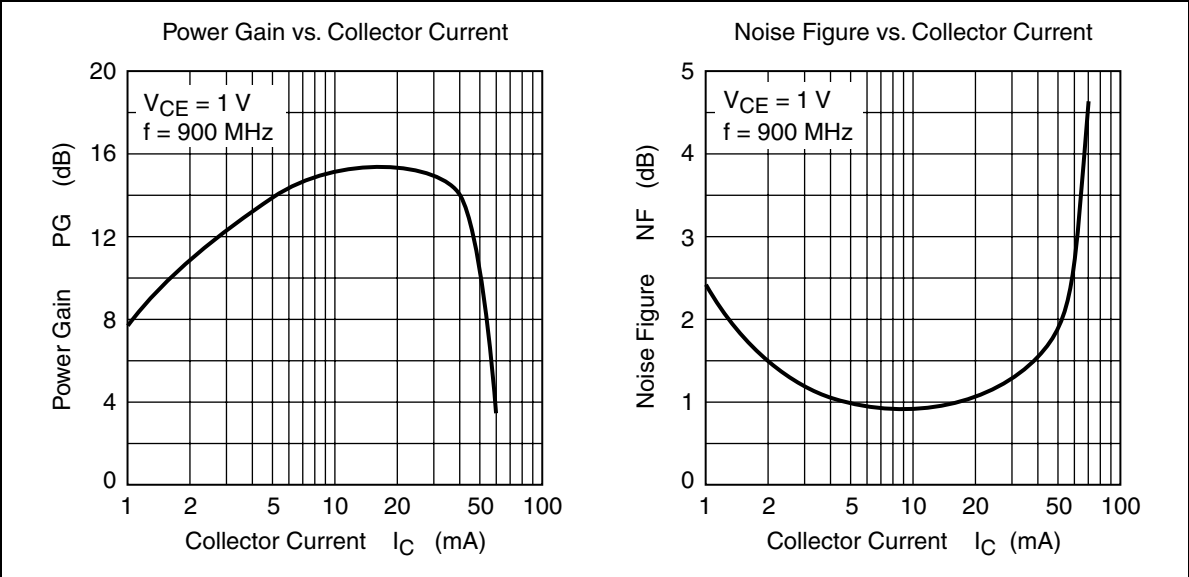
Electrical Characteristics

($T_a = 25\text{ }^\circ\text{C}$)

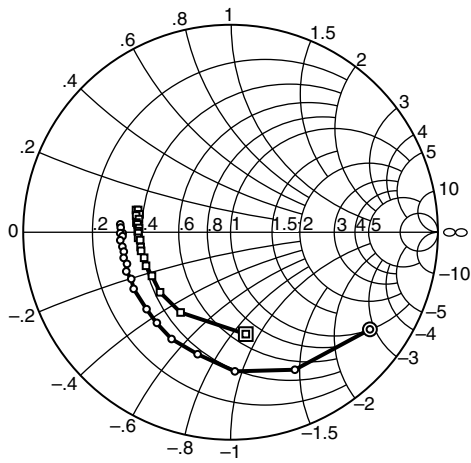
Item	Symbol	Min	Typ	Max	Unit	Test conditions
Collector to base breakdown voltage	$V_{(BR)CBO}$	15	—	—	V	$I_C = 10\text{ }\mu\text{A}$, $I_E = 0$
Collector cutoff current	I_{CBO}	—	—	0.1	μA	$V_{CB} = 15\text{ V}$, $I_E = 0$
Collector cutoff current	I_{CEO}	—	—	1	μA	$V_{CE} = 5.5\text{ V}$, $R_{BE} = \text{Infinite}$
Emitter cutoff current	I_{EBO}	—	—	0.1	μA	$V_{EB} = 1.5\text{ V}$, $I_C = 0$
DC current transfer ratio	h_{FE}	100	120	150	—	$V_{CE} = 1\text{ V}$, $I_C = 5\text{ mA}$
Collector output capacitance	C_{ob}	—	0.85	1.15	pF	$V_{CB} = 1\text{ V}$, $I_E = 0$, $f = 1\text{ MHz}$
Gain bandwidth product	f_T	2.5	5.5	—	GHz	$V_{CE} = 1\text{ V}$, $I_C = 5\text{ mA}$
Power gain	PG	11	14	—	dB	$V_{CE} = 1\text{ V}$, $I_C = 5\text{ mA}$, $f = 900\text{ MHz}$
Noise figure	NF	—	1.0	1.7	dB	$V_{CE} = 1\text{ V}$, $I_C = 5\text{ mA}$, $f = 900\text{ MHz}$





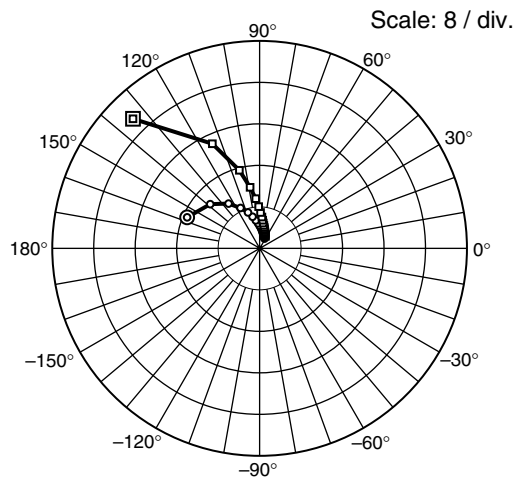


S₁₁ Parameter vs. Frequency



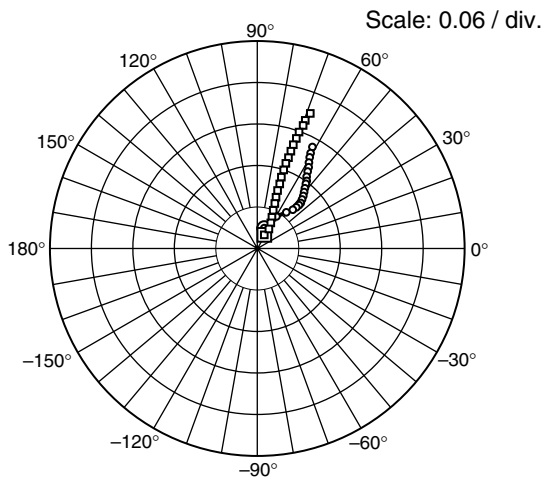
Test conditions: $V_{CE} = 1\text{ V}$, $Z_O = 50\ \Omega$
 100 to 2000 MHz (100 MHz step)
 ○—○ ($I_C = 5\text{ mA}$)
 □—□ ($I_C = 20\text{ mA}$)

S₂₁ Parameter vs. Frequency



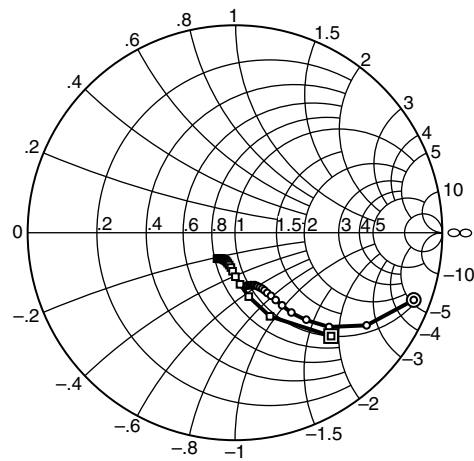
Test conditions: $V_{CE} = 1\text{ V}$, $Z_O = 50\ \Omega$
 100 to 2000 MHz (100 MHz step)
 ○—○ ($I_C = 5\text{ mA}$)
 □—□ ($I_C = 20\text{ mA}$)

S₁₂ Parameter vs. Frequency



Test conditions: $V_{CE} = 1\text{ V}$, $Z_O = 50\ \Omega$
 100 to 2000 MHz (100 MHz step)
 ○—○ ($I_C = 5\text{ mA}$)
 □—□ ($I_C = 20\text{ mA}$)

S₂₂ Parameter vs. Frequency



Test conditions: $V_{CE} = 1\text{ V}$, $Z_O = 50\ \Omega$
 100 to 2000 MHz (100 MHz step)
 ○—○ ($I_C = 5\text{ mA}$)
 □—□ ($I_C = 20\text{ mA}$)

S Parameter(V_{CE} = 1 V, I_C = 5 mA, Z₀ = 50 Ω)

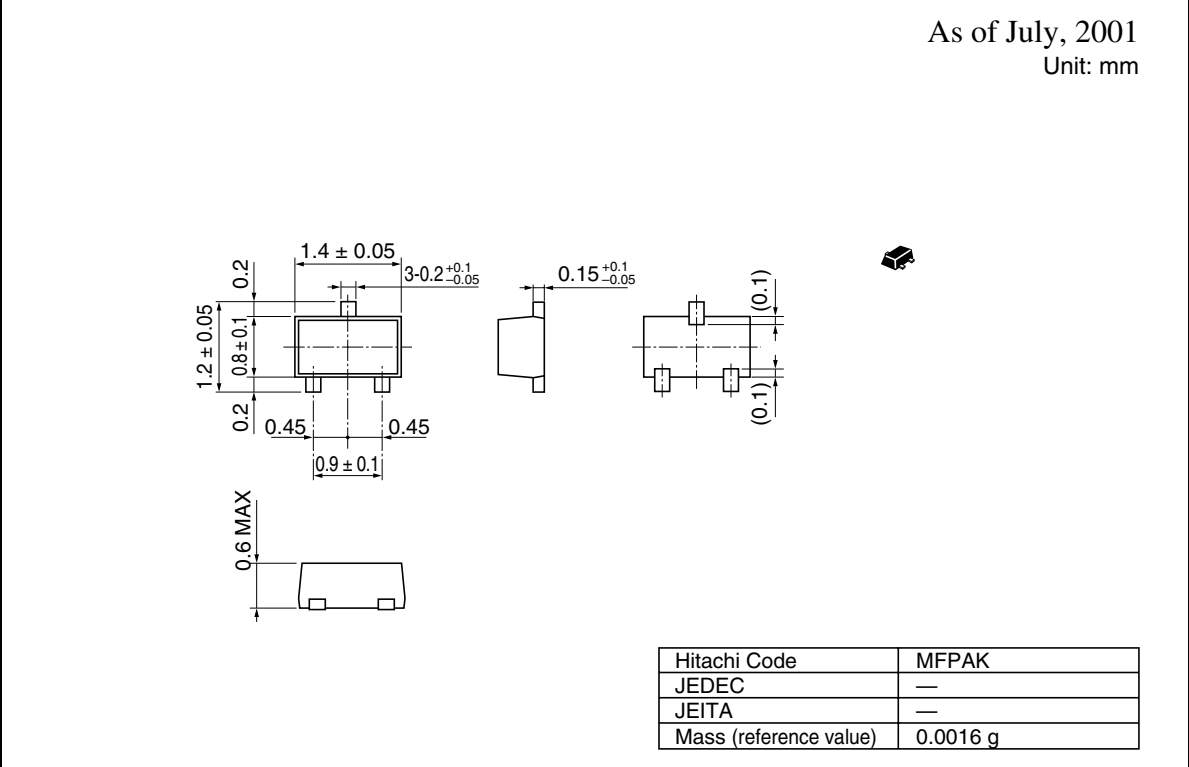
f (MHz)	S11		S21		S12		S22	
	MAG	ANG	MAG	ANG	MAG	ANG	MAG	ANG
100	0.819	-34.8	15.22	156.8	0.031	71.2	0.921	-20.6
200	0.732	-64.9	12.81	138.1	0.054	59.1	0.776	-35.1
300	0.671	-88.2	10.54	124.7	0.067	51.3	0.642	-45.0
400	0.609	-105.1	8.65	115.3	0.076	47.5	0.542	-50.6
500	0.588	-118.9	7.31	107.9	0.082	46.5	0.471	-54.7
600	0.563	-129.1	6.28	102.6	0.087	46.1	0.417	-57.0
700	0.549	-137.5	5.47	97.8	0.091	46.3	0.379	-58.8
800	0.541	-143.8	4.87	93.6	0.096	47.6	0.350	-60.2
900	0.529	-149.7	4.40	90.2	0.101	48.8	0.329	-61.8
1000	0.537	-154.8	4.01	86.9	0.106	50.3	0.312	-62.9
1100	0.522	-159.4	3.67	84.1	0.111	51.7	0.300	-64.0
1200	0.530	-163.0	3.38	81.1	0.117	53.1	0.290	-65.5
1300	0.523	-166.5	3.15	79.0	0.121	53.8	0.281	-66.9
1400	0.526	-169.7	2.94	76.7	0.126	55.5	0.275	-68.1
1500	0.533	-172.4	2.77	74.1	0.133	56.8	0.269	-69.5
1600	0.521	-175.8	2.61	72.2	0.139	57.7	0.268	-71.0
1700	0.532	-177.9	2.46	70.2	0.145	59.0	0.264	-72.7
1800	0.520	-179.5	2.35	67.9	0.152	60.1	0.263	-74.3
1900	0.530	177.6	2.23	66.0	0.158	60.8	0.261	-76.0
2000	0.533	175.9	2.14	63.9	0.167	61.5	0.261	-77.9

2SC5828

($V_{CE} = 1 \text{ V}$, $I_C = 20 \text{ mA}$, $Z_o = 50 \Omega$)

f (MHz)	S11		S21		S12		S22	
	MAG	ANG	MAG	ANG	MAG	ANG	MAG	ANG
100	0.496	-81.4	34.91	134.4	0.022	62.9	0.680	-47.1
200	0.455	-121.9	22.12	114.3	0.033	59.6	0.438	-67.3
300	0.446	-139.6	15.54	104.5	0.042	62.4	0.316	-77.8
400	0.433	-151.0	11.90	98.8	0.050	65.0	0.251	-84.4
500	0.438	-158.4	9.60	94.4	0.060	67.5	0.213	-89.4
600	0.434	-163.6	8.04	91.2	0.070	68.8	0.187	-93.5
700	0.440	-168.3	6.91	88.4	0.079	70.0	0.170	-96.6
800	0.439	-170.7	6.05	85.7	0.089	70.8	0.159	-100.0
900	0.437	-175.1	6.45	83.6	0.099	70.9	0.152	-103.1
1000	0.446	-176.6	4.92	81.6	0.109	71.4	0.147	-105.3
1100	0.444	-179.5	4.48	79.3	0.120	71.5	0.143	-107.8
1200	0.447	179.3	4.10	77.1	0.130	71.5	0.142	-110.2
1300	0.441	177.3	3.83	75.7	0.139	71.1	0.140	-112.5
1400	0.450	175.1	3.56	74.0	0.149	71.0	0.140	-114.4
1500	0.456	174.1	3.34	72.0	0.159	70.9	0.141	-116.2
1600	0.446	171.8	3.14	70.5	0.169	70.5	0.143	-117.8
1700	0.462	169.9	2.96	68.8	0.179	70.3	0.145	-119.4
1800	0.447	168.8	2.81	67.2	0.190	69.6	0.148	-121.2
1900	0.458	166.4	2.68	65.8	0.198	69.5	0.150	-122.7
2000	0.468	166.7	2.55	64.1	0.210	68.6	0.153	-124.4

Package Dimensions



Disclaimer

1. Hitachi neither warrants nor grants licenses of any rights of Hitachi's or any third party's patent, copyright, trademark, or other intellectual property rights for information contained in this document. Hitachi bears no responsibility for problems that may arise with third party's rights, including intellectual property rights, in connection with use of the information contained in this document.
2. Products and product specifications may be subject to change without notice. Confirm that you have received the latest product standards or specifications before final design, purchase or use.
3. Hitachi makes every attempt to ensure that its products are of high quality and reliability. However, contact Hitachi's sales office before using the product in an application that demands especially high quality and reliability or where its failure or malfunction may directly threaten human life or cause risk of bodily injury, such as aerospace, aeronautics, nuclear power, combustion control, transportation, traffic, safety equipment or medical equipment for life support.
4. Design your application so that the product is used within the ranges guaranteed by Hitachi particularly for maximum rating, operating supply voltage range, heat radiation characteristics, installation conditions and other characteristics. Hitachi bears no responsibility for failure or damage when used beyond the guaranteed ranges. Even within the guaranteed ranges, consider normally foreseeable failure rates or failure modes in semiconductor devices and employ systemic measures such as fail-safes, so that the equipment incorporating Hitachi product does not cause bodily injury, fire or other consequential damage due to operation of the Hitachi product.
5. This product is not designed to be radiation resistant.
6. No one is permitted to reproduce or duplicate, in any form, the whole or part of this document without written approval from Hitachi.
7. Contact Hitachi's sales office for any questions regarding this document or Hitachi semiconductor products.

Sales Offices

HITACHI**Hitachi, Ltd.**

Semiconductor & Integrated Circuits
Nippon Bldg., 2-6-2, Ohte-machi, Chiyoda-ku, Tokyo 100-0004, Japan
Tel: (03) 3270-2111 Fax: (03) 3270-5109

URL <http://www.hitachisemiconductor.com/>

For further information write to:

Hitachi Semiconductor
(America) Inc.
179 East Tasman Drive
San Jose, CA 95134
Tel: <1> (408) 433-1990
Fax: <1> (408) 433-0223

Hitachi Europe Ltd.
Electronic Components Group
Whitebrook Park
Lower Cookham Road
Maidenhead
Berkshire SL6 8YA, United Kingdom
Tel: <44> (1628) 585000
Fax: <44> (1628) 585200

Hitachi Europe GmbH
Electronic Components Group
Dornacher Straße 3
D-85622 Feldkirchen
Postfach 201, D-85619 Feldkirchen
Germany
Tel: <49> (89) 9 9180-0
Fax: <49> (89) 9 29 30 00

Hitachi Asia Ltd.
Hitachi Tower
16 Collyer Quay #20-00
Singapore 049318
Tel: <65>-538-6533/538-8577
Fax: <65>-538-6933/538-3877
URL: <http://semiconductor.hitachi.com.sg>

Hitachi Asia Ltd.
(Taipei Branch Office)
4/F, No. 167, Tun Hwa North Road
Hung-Kuo Building
Taipei (105), Taiwan
Tel: <886>-(2)-2718-3666
Fax: <886>-(2)-2718-8180
Telex: 23222 HAS-TP
URL: <http://www.hitachi.com.tw>

Hitachi Asia (Hong Kong) Ltd.
Group III (Electronic Components)
7/F., North Tower
World Finance Centre,
Harbour City, Canton Road
Tsim Sha Tsui, Kowloon Hong Kong
Tel: <852>-(2)-735-9218
Fax: <852>-(2)-730-0281
URL: <http://semiconductor.hitachi.com.hk>

Copyright © Hitachi, Ltd., 2001. All rights reserved. Printed in Japan.
Colophon 5.0



LittleDiode supplies new, hard to find or obsolete electronic components and semiconductors all over the world.

With over two million different components listed you are sure to find the part you need.

Feel free to visit us today at our online store:

LittleDiode.com

Looking forward to providing you with the best possible service.