

H5N0301SM

Silicon N Channel Power MOS FET
Power Switching

HITACHI

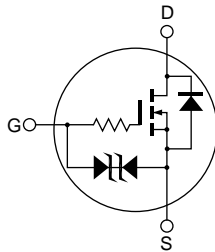
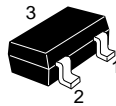
ADE-208-954 (Z)
1st. Edition
Dec. 2000

Features

- Low on-resistance
- Low drive current
- High density mounting
- 2.5 V gate drive device

Outline

SMPAK



1. Source
2. Gate
3. Drain

Absolute Maximum Ratings (Ta = 25°C)

Item	Symbol	Ratings	Unit
Drain to source voltage	V_{DSS}	30	V
Gate to source voltage	V_{GSS}	±10	V
Drain current	I_D	50	mA
Drain peak current	$I_{D(pulse)}$ ^{Note 1}	200	mA
Channel dissipation	$Pch_{(pulse)}$ ^{Note 2}	100	mW
Channel temperature	Tch	150	°C
Storage temperature	Tstg	-55 to +150	°C

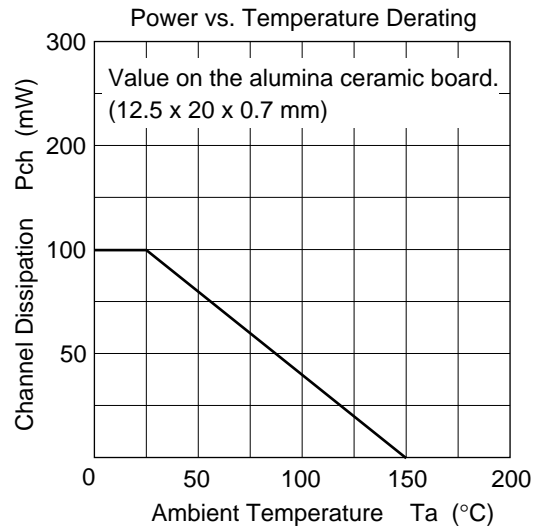
Note: 1. $PW \leq 10 \mu s$, duty cycle $\leq 1\%$
 2. Value on the alumina ceramic board (12.5 x 20 x 0.7 mm)

Electrical Characteristics (Ta = 25°C)

Item	Symbol	Min	Typ	Max	Unit	Test Conditions
Drain to source breakdown voltage	$V_{(BR)DSS}$	30	—	—	V	$I_D = 100 \mu A, V_{GS} = 0$
Gate to source breakdown voltage	$V_{(BR)GSS}$	±10	—	—	V	$I_G = \pm 10 \mu A, V_{DS} = 0$
Gate to source leak current	I_{GSS}	—	—	±5	μA	$V_{GS} = \pm 8 V, V_{DS} = 0$
Zero gate voltage drain current	I_{DSS}	—	—	1	μA	$V_{DS} = 30 V, V_{GS} = 0$
Gate to source cutoff voltage	$V_{GS(off)}$	0.8	—	1.8	V	$I_D = 10 \mu A, V_{DS} = -5 V$
Static drain to source on state resistance	$R_{DS(on)}$	—	6	7.2	Ω	$I_D = 25m A, V_{GS} = 4 V$ ^{Note 1}
		—	9	13	Ω	$I_D = 10mA, V_{GS} = 2.5 V$ ^{Note 1}
Forward transfer admittance	$ y_{fs} $	65	85	—	mS	$I_D = 25mA, V_{DS} = 10 V$ ^{Note 1}
Input capacitance	Ciss	—	12	—	pF	$V_{DS} = 10 V$
Output capacitance	Coss	—	8	—	pF	$V_{GS} = 0$
Reverse transfer capacitance	Crss	—	3	—	pF	f = 1 MHz
Turn-on delay time	$t_{d(on)}$	—	40	—	ns	$V_{GS} = 4 V, I_D = 25m A$
Rise time	t_r	—	115	—	ns	$R_L = 400 \Omega$
Turn-off delay time	$t_{d(off)}$	—	120	—	ns	
Fall time	t_f	—	125	—	ns	
Body-drain diode forward voltage	V_{DF}	—	0.82	1.23	V	$I_F = 50m A, V_{GS} = 0$ ^{Note 1}

Note: 1. Pulse test

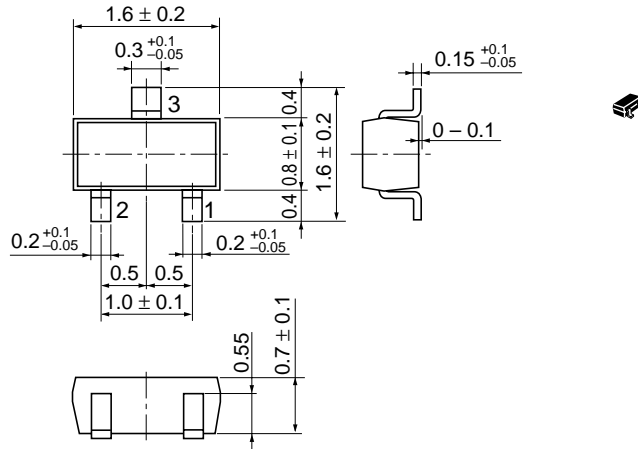
Main Characteristics



Package Dimensions

As of January, 2001

Unit: mm



Hitachi Code	SMPAK
JEDEC	—
EIAJ	Conforms
Mass (reference value)	0.003 g

Cautions

1. Hitachi neither warrants nor grants licenses of any rights of Hitachi's or any third party's patent, copyright, trademark, or other intellectual property rights for information contained in this document. Hitachi bears no responsibility for problems that may arise with third party's rights, including intellectual property rights, in connection with use of the information contained in this document.
2. Products and product specifications may be subject to change without notice. Confirm that you have received the latest product standards or specifications before final design, purchase or use.
3. Hitachi makes every attempt to ensure that its products are of high quality and reliability. However, contact Hitachi's sales office before using the product in an application that demands especially high quality and reliability or where its failure or malfunction may directly threaten human life or cause risk of bodily injury, such as aerospace, aeronautics, nuclear power, combustion control, transportation, traffic, safety equipment or medical equipment for life support.
4. Design your application so that the product is used within the ranges guaranteed by Hitachi particularly for maximum rating, operating supply voltage range, heat radiation characteristics, installation conditions and other characteristics. Hitachi bears no responsibility for failure or damage when used beyond the guaranteed ranges. Even within the guaranteed ranges, consider normally foreseeable failure rates or failure modes in semiconductor devices and employ systemic measures such as fail-safes, so that the equipment incorporating Hitachi product does not cause bodily injury, fire or other consequential damage due to operation of the Hitachi product.
5. This product is not designed to be radiation resistant.
6. No one is permitted to reproduce or duplicate, in any form, the whole or part of this document without written approval from Hitachi.
7. Contact Hitachi's sales office for any questions regarding this document or Hitachi semiconductor products.

HITACHI

Hitachi, Ltd.

Semiconductor & Integrated Circuits.
Nippon Bldg., 2-6-2, Ohte-machi, Chiyoda-ku, Tokyo 100-0004, Japan
Tel: Tokyo (03) 3270-2111 Fax: (03) 3270-5109

URL NorthAmerica : <http://semiconductor.hitachi.com/>
Europe : <http://www.hitachi-eu.com/hel/ecg>
Asia : <http://sicapac.hitachi-asia.com>
Japan : <http://www.hitachi.co.jp/Sicd/indx.htm>

For further information write to:

Hitachi Semiconductor
(America) Inc.
179 East Tasman Drive,
San Jose, CA 95134
Tel: <1> (408) 433-1990
Fax: <1> (408) 433-0223

Hitachi Europe GmbH
Electronic Components Group
Dornacher StraÙe 3
D-85622 Feldkirchen, Munich
Germany
Tel: <49> (89) 9 9180-0
Fax: <49> (89) 9 29 30 00

Hitachi Europe Ltd.
Electronic Components Group.
Whitebrook Park
Lower Cookham Road
Maidenhead
Berkshire SL6 8YA, United Kingdom
Tel: <44> (1628) 585000
Fax: <44> (1628) 585160

Hitachi Asia Ltd.
Hitachi Tower
16 Collyer Quay #20-00,
Singapore 049318
Tel: <65>-538-6533/538-8577
Fax : <65>-538-6933/538-3877
URL : <http://www.hitachi.com.sg>

Hitachi Asia Ltd.
(Taipei Branch Office)
4/F, No. 167, Tun Hwa North Road,
Hung-Kuo Building,
Taipei (105), Taiwan
Tel: <886>-(2)-2718-3666
Fax: <886>-(2)-2718-8180
Telex : 23222 HAS-TP
URL : <http://www.hitachi.com.tw>

Hitachi Asia (Hong Kong) Ltd.
Group III (Electronic Components)
7/F., North Tower,
World Finance Centre,
Harbour City, Canton Road
Tsim Sha Tsui, Kowloon,
Hong Kong
Tel : <852>-(2)-735-9218
Fax : <852>-(2)-730-0281
URL : <http://www.hitachi.com.hk>

Copyright © Hitachi, Ltd., 2000. All rights reserved. Printed in Japan.
Colophon 2.0



LittleDiode supplies new, hard to find or obsolete electronic components and semiconductors all over the world.

With over two million different components listed you are sure to find the part you need.

Feel free to visit us today at our online store:

LittleDiode.com

Looking forward to providing you with the best possible service.