


**PHASE CONTROL SCR**

**Description/Features**

The 10TTS08 **SAFEIR** series of silicon controlled rectifiers are specifically designed for medium power switching and phase control applications. The glass passivation technology used has reliable operation up to 125° C junction temperature.

Typical applications are in input rectification and crow-bar (soft start) and these products are designed to be used with International Rectifier input diodes, switches and output rectifiers which are available in identical package outlines.

	$V_T < 1.15V @ 6.5A$ $I_{TSM} = 140A$ $V_{RRM} = 800V$
---	--

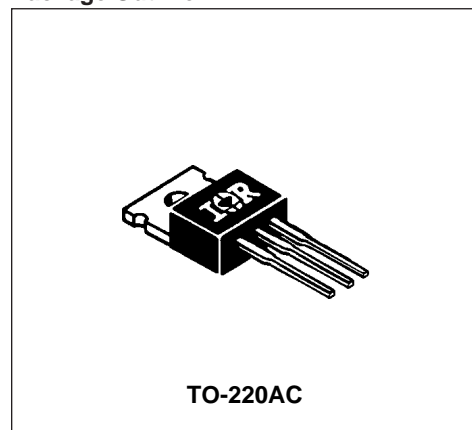
**Output Current in Typical Applications**

Applications	Single-phase Bridge	Three-phase Bridge	Units
Capacitive input filter $T_A = 55^\circ C, T_J = 125^\circ C,$ common heatsink of $1^\circ C/W$	13.5	17	A

**Major Ratings and Characteristics**

Characteristics	10TTS08	Units
$I_{T(AV)}$ Sinusoidal waveform	6.5	A
$I_{T(RMS)}$	10	A
$V_{RRM}/V_{DRM}$	800	V
$I_{TSM}$	140	A
$V_T @ 6.5A, T_J = 25^\circ C$	1.15	V
dv/dt	150	V/ $\mu s$
di/dt	100	A/ $\mu s$
$T_J$ range	-40 to 125	°C

**Package Outline**



Also available in SMD-220 package (series 10TTS08S)

# 10TTS08 *SAFEIR* Series

Preliminary Data Sheet I2143 11/97

International  
**IOR** Rectifier

## Voltage Ratings

Part Number	$V_{RRM}$ , maximum peak reverse voltage V	$V_{DRM}$ , maximum peak direct voltage V	$I_{RRM}/I_{DRM}$ 125°C mA
10TTS08	800	800	1.0

## Absolute Maximum Ratings

Parameters	10TTS08	Units	Conditions
$I_{T(AV)}$ Max. Average On-state Current	6.5	A	@ $T_C = 112^\circ\text{C}$ , 180° conduction half sine wave
$I_{T(RMS)}$ Max. RMS On-state Current	10		
$I_{TSM}$ Max. Peak One Cycle Non-Repetitive Surge Current	120	A	10ms Sine pulse, rated $V_{RRM}$ applied, $T_J = 125^\circ\text{C}$
	140		10ms Sine pulse, no voltage reapplied, $T_J = 125^\circ\text{C}$
$I^2t$ Max. $I^2t$ for fusing	72	$\text{A}^2\text{s}$	10ms Sine pulse, rated $V_{RRM}$ applied, $T_J = 125^\circ\text{C}$
	100		10ms Sine pulse, no voltage reapplied, $T_J = 125^\circ\text{C}$
$I^2\sqrt{t}$ Max. $I^2\sqrt{t}$ for fusing	1000	$\text{A}^2\sqrt{\text{s}}$	$t = 0.1$ to 10ms, no voltage reapplied, $T_J = 125^\circ\text{C}$
$V_{TM}$ Max. On-state Voltage Drop	1.15	V	@ 6.5A, $T_J = 25^\circ\text{C}$
$r_t$ On-state slope resistance	17.3	$\text{m}\Omega$	$T_J = 125^\circ\text{C}$
$V_{T(TO)}$ Threshold Voltage	0.85	V	
$I_{RM}/I_{DM}$ Max. Reverse and Direct Leakage Current	0.05	mA	$T_J = 25^\circ\text{C}$
	1.0		$T_J = 125^\circ\text{C}$
$I_H$ Typ. Holding Current	30	mA	Anode Supply = 6V, Resistive load, Initial $I_T = 1\text{A}$
$I_L$ Max. Latching Current	50	mA	Anode Supply = 6V, Resistive load
$dv/dt$ Max. rate of rise of off-state Voltage	150	$\text{V}/\mu\text{s}$	$T_J = 25^\circ\text{C}$
$di/dt$ Max. rate of rise of turn-on Current	100	$\text{A}/\mu\text{s}$	

### Triggering

Parameters	10TTS08	Units	Conditions
$P_{GM}$ Max. peak Gate Power	8.0	W	
$P_{G(AV)}$ Max. average Gate Power	2.0		
$+I_{GM}$ Max. peak positive Gate Current	1.5	A	
$-V_{GM}$ Max. peak negative Gate Voltage	10	V	
$I_{GT}$ Max. required DC Gate Current to trigger	20	mA	Anode supply = 6V, resistive load, $T_J = -65^\circ\text{C}$
	15		Anode supply = 6V, resistive load, $T_J = 25^\circ\text{C}$
	10		Anode supply = 6V, resistive load, $T_J = 125^\circ\text{C}$
$V_{GT}$ Max. required DC Gate Voltage to trigger	1.2	V	Anode supply = 6V, resistive load, $T_J = -65^\circ\text{C}$
	1		Anode supply = 6V, resistive load, $T_J = 25^\circ\text{C}$
	0.7		Anode supply = 6V, resistive load, $T_J = 125^\circ\text{C}$
$V_{GD}$ Max. DC Gate Voltage not to trigger	0.2		$T_J = 125^\circ\text{C}$ , $V_{DRM} = \text{rated value}$
$I_{GD}$ Max. DC Gate Current not to trigger	0.1	mA	$T_J = 125^\circ\text{C}$ , $V_{DRM} = \text{rated value}$

### Switching

Parameters	10TTS08	Units	Conditions
$t_{gt}$ Typical turn-on time	0.8	$\mu\text{s}$	$T_J = 25^\circ\text{C}$
$t_{rr}$ Typical reverse recovery time	3		$T_J = 125^\circ\text{C}$
$t_q$ Typical turn-off time	100		

### Thermal-Mechanical Specifications

Parameters	10TTS08	Units	Conditions
$T_J$ Max. Junction Temperature Range	-40 to 125	$^\circ\text{C}$	
$T_{stg}$ Max. Storage Temperature Range	-40 to 125		
$R_{thJC}$ Max. Thermal Resistance Junction to Case	1.5	$^\circ\text{C/W}$	DC operation
$R_{thJA}$ Max. Thermal Resistance Junction to Ambient	62		
$R_{thCS}$ Typ. Thermal Resistance Case to Heatsink	0.5		Mounting surface, smooth and greased
wt Approximate Weight	2(0.07)	g(oz.)	
T Mounting Torque	Min.	6(5)	Kg-cm (lbf-in)
	Max.	12(10)	
Case Style	TO-220AC		

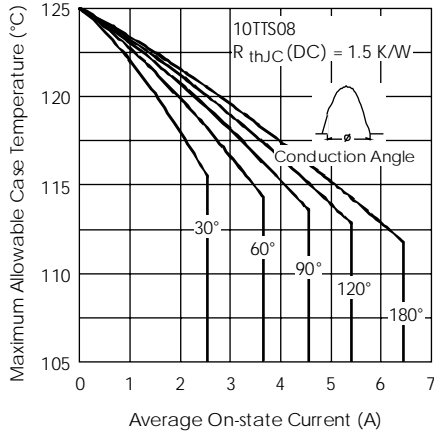


Fig. 1 - Current Rating Characteristics

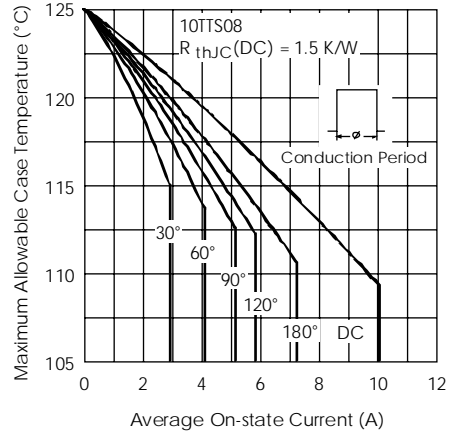


Fig. 2 - Current Rating Characteristics

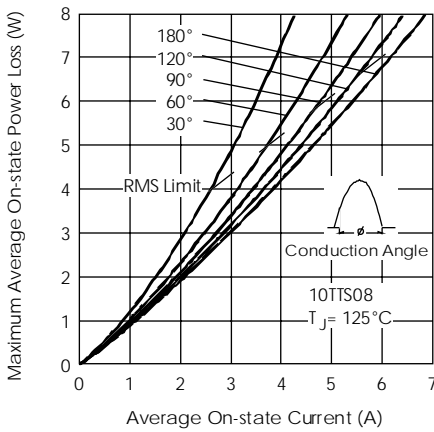


Fig. 3 - On-state Power Loss Characteristics

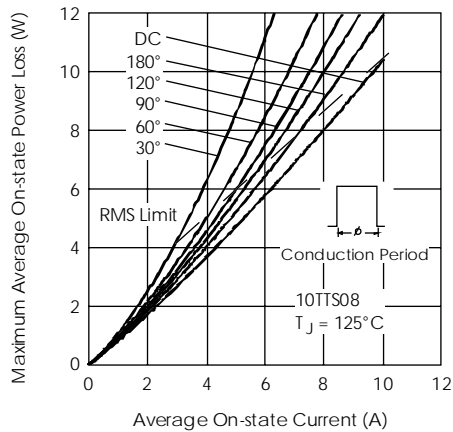


Fig. 4 - On-state Power Loss Characteristics

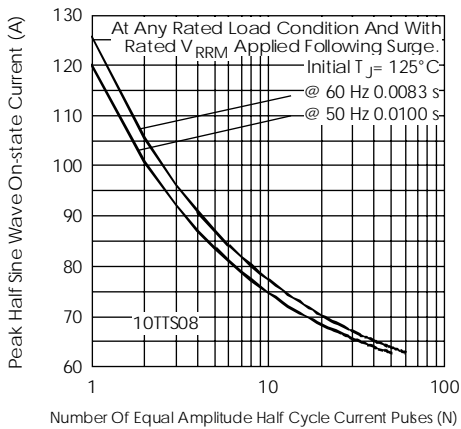


Fig. 6 - Maximum Non-Repetitive Surge Current

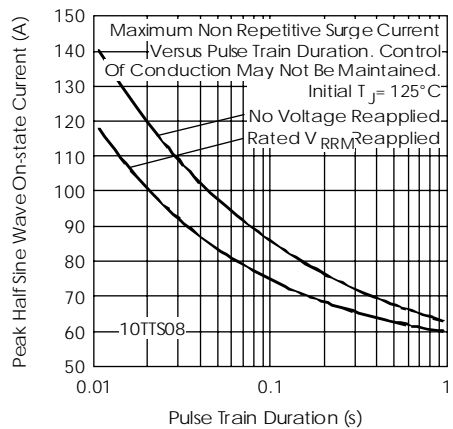


Fig. 7 - Maximum Non-Repetitive Surge Current

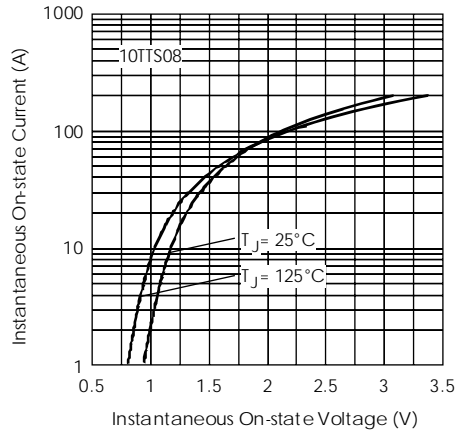


Fig. 7 - On-state Voltage Drop Characteristics

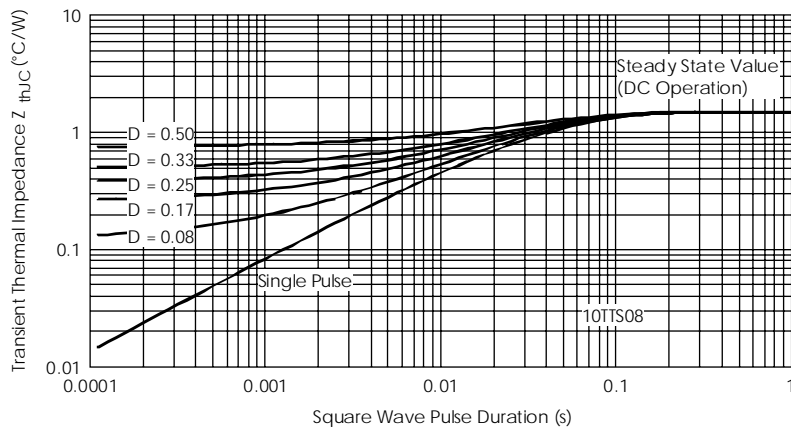


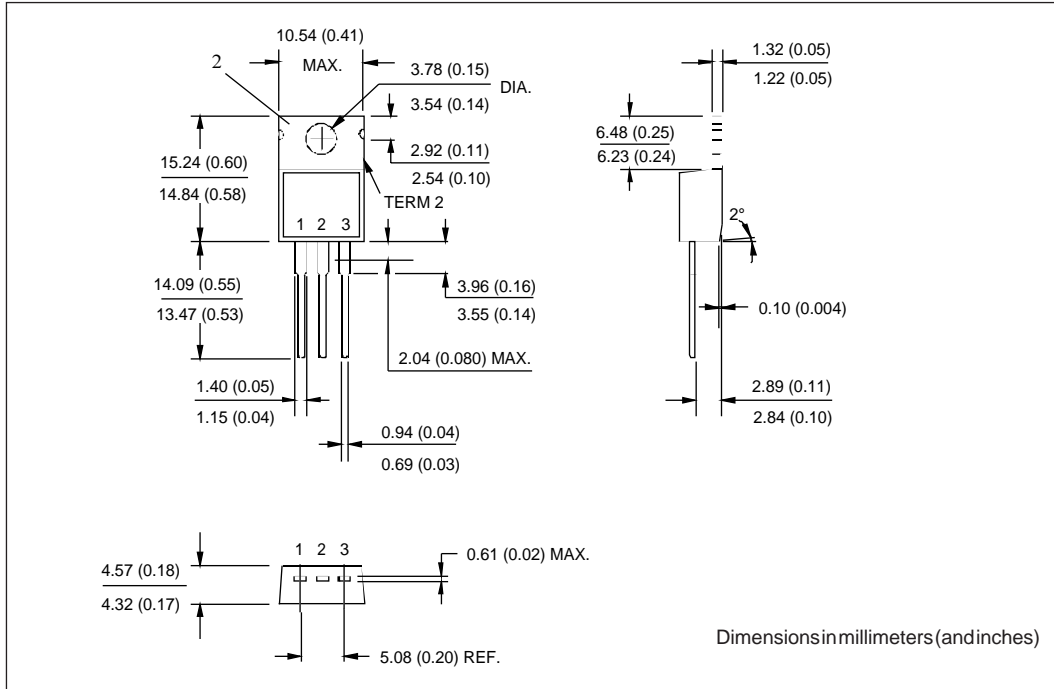
Fig. 8 - Thermal Impedance  $Z_{thjC}$  Characteristics

# 10TTS08 *SAFEIR* Series

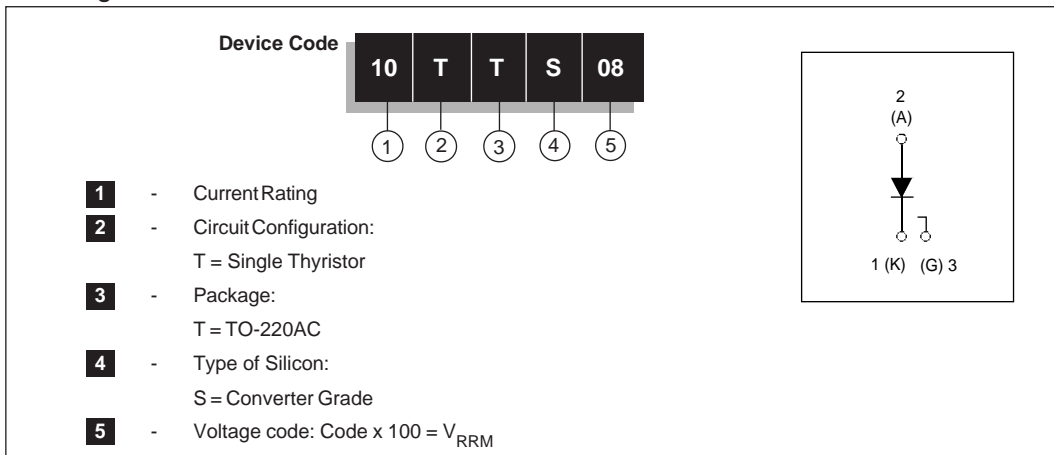
Preliminary Data Sheet I2143 11/97

International  
**IOR** Rectifier

## Outline Table



## Ordering Information Table



**WORLDHEADQUARTERS:** 233 Kansas St., El Segundo, California 90245 U.S.A Tel: (310) 322-3331 Fax: (310) 322-3332  
**EUROPEANHEADQUARTERS:** Hurst Green, Oxted, Surrey RH8 9BB, U.K. Tel: ++ 44 1883 732020 Fax: ++ 44 1883 733408  
**IR CANADA:** 7231 Victoria Park Ave., Suite #201, Markham, Ontario L3R 2Z8 Tel: (905) 475 1897. Fax: (905) 475 8801  
**IR GERMANY:** Saalburgstrasse 157, 61350 Bad Homburg Tel: ++ 49 6172 96590 Fax: ++ 49 6172 965933  
**IR ITALY:** Via Liguria 49, 10071 Borgaro, Torino Tel: ++ 39 11 4510111 Fax: ++ 39 11 4510220  
**IR FAR EAST:** K&H Bldg., 2F, 30-4 Nishi-Ikebukuro 3-Chome, Toshima-Ku, Tokyo, Japan 171 Tel: 81 3 3983 0086 Fax: 81 3 3983 0642  
**IR SOUTHEAST ASIA:** 315 Outram Road, # 10-02 Tan Boon Liat Building, SINGAPORE 0316. Tel: 65 221 8371. Fax: 65 221 8372.



LittleDiode supplies new, hard to find or obsolete electronic components and semiconductors all over the world.

With over two million different components listed you are sure to find the part you need.

Feel free to visit us today at our online store:

[LittleDiode.com](http://LittleDiode.com)

Looking forward to providing you with the best possible service.