

High Voltage MOSFET

N-Channel Enhancement Mode
Avalanche Energy Rated

IXTA 1N80
IXTP 1N80
IXTY 1N80

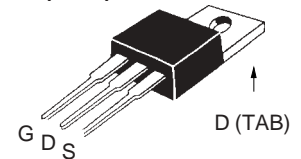
$V_{DSS} = 800 \text{ V}$
 $I_{D25} = 750 \text{ mA}$
 $R_{DS(on)} = 11 \text{ } \Omega$

Preliminary Data

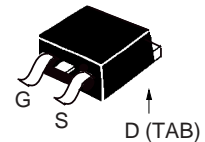


Symbol	Test Conditions	Maximum Ratings	
V_{DSS}	$T_J = 25^\circ\text{C}$ to 150°C	800	V
V_{DGR}	$T_J = 25^\circ\text{C}$ to 150°C ; $R_{GS} = 1 \text{ M}\Omega$	800	V
V_{GS}	Continuous	± 20	V
V_{GSM}	Transient	± 30	V
I_{D25}	$T_C = 25^\circ\text{C}$	750	mA
I_{DM}	$T_C = 25^\circ\text{C}$, pulse width limited by T_{JM}	3	A
I_{AR}		1.0	A
E_{AR}	$T_C = 25^\circ\text{C}$	5	mJ
E_{AS}	$T_C = 25^\circ\text{C}$	100	mJ
dv/dt	$I_S \leq I_{DM}$, $di/dt \leq 100 \text{ A}/\mu\text{s}$, $V_{DD} \leq V_{DSS}$, $T_J \leq 150^\circ\text{C}$, $R_G = 47 \text{ } \Omega$	3	V/ns
P_D	$T_C = 25^\circ\text{C}$	40	W
T_J		-55 ... +150	$^\circ\text{C}$
T_{JM}		150	$^\circ\text{C}$
T_{stg}		-55 ... +150	$^\circ\text{C}$
M_d	Mounting torque	1.13/10	Nm/lb.in.
Weight	TO-220	4	g
	TO-252	0.8	g
	TO-263	3	g
Maximum lead temperature for soldering 1.6 mm (0.062 in.) from case for 10 s		300	$^\circ\text{C}$

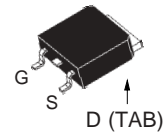
TO-220AB (IXTP)



TO-263 AA (IXTA)



TO-252 AA (IXTY)



G = Gate, D = Drain,
S = Source, TAB = Drain

Features

- International standard packages
- High voltage, Low $R_{DS(on)}$ HDMOS™ process
- Rugged polysilicon gate cell structure
- Fast switching times

Applications

- Switch-mode and resonant-mode power supplies
- Flyback inverters
- DC choppers
- High frequency matching

Advantages

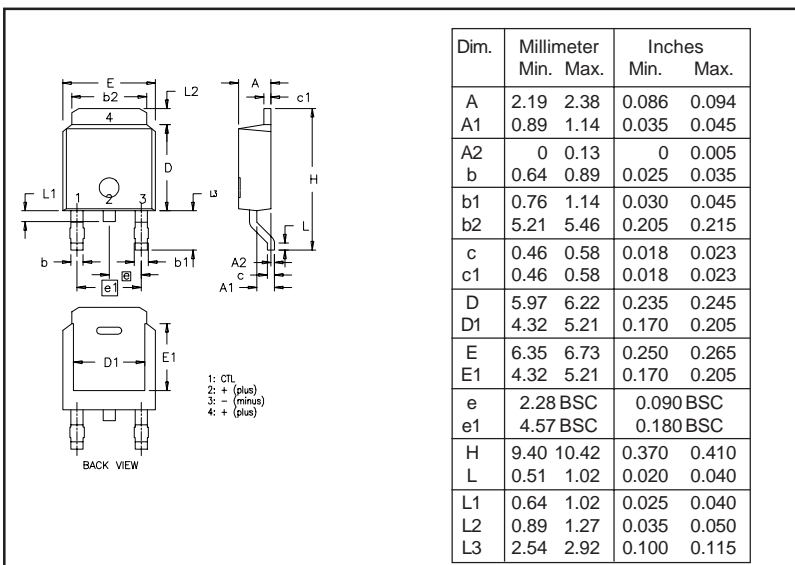
- Space savings
- High power density

Symbol	Test Conditions	Characteristic Values ($T_J = 25^\circ\text{C}$, unless otherwise specified)		
		min.	typ.	max.
V_{DSS}	$V_{GS} = 0 \text{ V}$, $I_D = 250 \text{ } \mu\text{A}$	800		V
$V_{GS(th)}$	$V_{DS} = V_{GS}$, $I_D = 25 \text{ } \mu\text{A}$	2.5		V
I_{GSS}	$V_{GS} = \pm 20 \text{ V}_{DC}$, $V_{DS} = 0$			$\pm 100 \text{ nA}$
I_{DSS}	$V_{DS} = V_{DSS}$, $V_{GS} = 0 \text{ V}$	$T_J = 25^\circ\text{C}$		25 μA
		$T_J = 125^\circ\text{C}$		500 μA
$R_{DS(on)}$	$V_{GS} = 10 \text{ V}$, $I_D = 500 \text{ mA}$ Pulse test, $t \leq 300 \text{ } \mu\text{s}$, duty cycle $d \leq 2 \%$	9.5	11	Ω

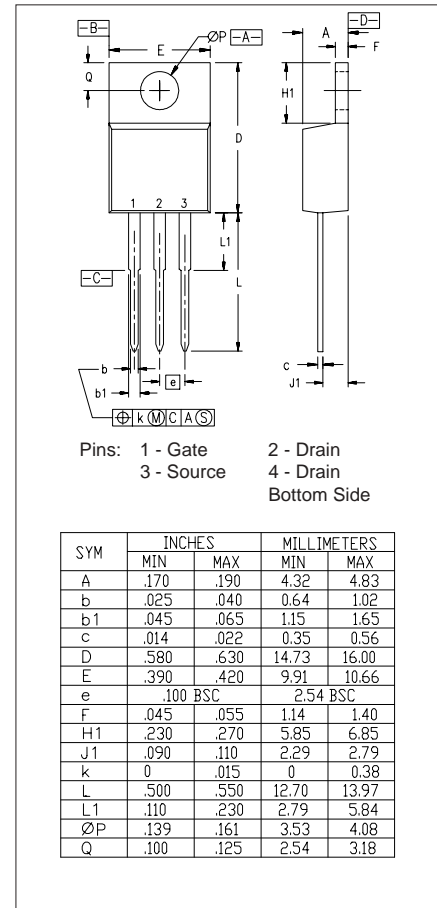
Symbol	Test Conditions	Characteristic Values		
		$(T_J = 25^\circ\text{C}, \text{ unless otherwise specified})$		
		min.	typ.	max.
g_{fs}	$V_{DS} = 20\text{ V}; I_D = 500\text{ mA}, \text{ pulse test}$	0.7	0.8	S
C_{iss}	$V_{GS} = 0\text{ V}, V_{DS} = 25\text{ V}, f = 1\text{ MHz}$		220	pF
C_{oss}			23	pF
C_{rss}			4	pF
$t_{d(on)}$	$V_{GS} = 10\text{ V}, V_{DS} = 0.5 \cdot V_{DSS}, I_D = 1\text{ A}$ $R_G = 47\Omega, \text{ (External)}$		11	ns
t_r			19	ns
$t_{d(off)}$			40	ns
t_f			28	ns
$Q_{G(on)}$	$V_{GS} = 10\text{ V}, V_{DS} = 0.5 \cdot V_{DSS}, I_D = 1\text{ A}$		8.5	nC
Q_{GS}			2.5	nC
Q_{GD}			4.5	nC
R_{thJC}				3.1 K/W
R_{thCK}	(IXTP)		0.50	K/W

Symbol	Test Conditions	Characteristic Values		
		$(T_J = 25^\circ\text{C}, \text{ unless otherwise specified})$		
		min.	typ.	max.
I_S	$V_{GS} = 0\text{ V}$			750 mA
I_{SM}	Repetitive; pulse width limited by T_{JM}			3 A
V_{SD}	$I_F = I_S, V_{GS} = 0\text{ V},$ Pulse test, $t \leq 300\ \mu\text{s}, \text{ duty cycle } d \leq 2\%$		1.8	2 V
t_{rr}	$I_F = I_S, -di/dt = 100\text{ A}/\mu\text{s}, V_R = 100\text{ V}$		710	ns

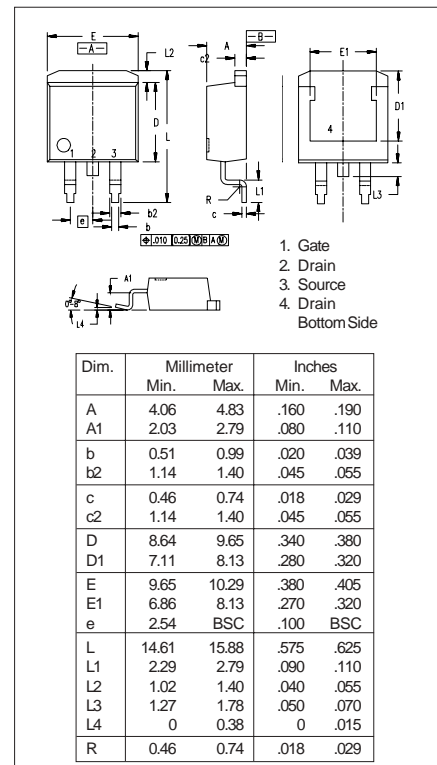
TO-252 AA Outline



TO-220 AD Dimensions



TO-263 AA Outline



IXYS reserves the right to change limits, test conditions, and dimensions.



LittleDiode supplies new, hard to find or obsolete electronic components and semiconductors all over the world.

With over two million different components listed you are sure to find the part you need.

Feel free to visit us today at our online store:

LittleDiode.com

Looking forward to providing you with the best possible service.