

Preliminary Data

HiPerFET™ Power MOSFET

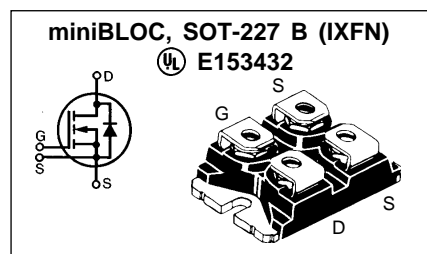
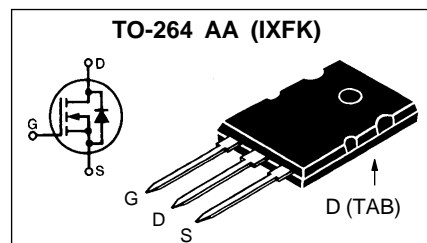
N-Channel Enhancement Mode

Avalanche Rated, High dv/dt, Low t_{rr}

	V_{DSS}	I_{D25}	$R_{DS(on)}$	t_{rr}
IXFK/FN 36N60	600V	36A	0.18Ω	250ns
IXFK/FN 32N60	600V	32A	0.25Ω	250ns

Symbol	Test Conditions	Maximum Ratings			
		IXFK	IXFN		
V_{DSS}	$T_J = 25^\circ\text{C}$ to 150°C	600	600		V
V_{DGR}	$T_J = 25^\circ\text{C}$ to 150°C ; $R_{GS} = 1\text{ M}\Omega$	600	600		V
V_{GS}	Continuous	±20	±20		V
V_{GSM}	Transient	±30	±30		V
I_{D25}	$T_C = 25^\circ\text{C}$, Chip capability	32N60 36N60	32 36	32 36	A
I_{DM}	$T_C = 25^\circ\text{C}$, pulse width limited by T_{JM}	32N60 36N60	128 144	128 144	A
I_{AR}	$T_C = 25^\circ\text{C}$		20	20	A
E_{AR}	$T_C = 25^\circ\text{C}$		30	30	mJ
dv/dt	$I_S \leq I_{DM}$, $di/dt \leq 100\text{ A}/\mu\text{s}$, $V_{DD} \leq V_{DSS}$ $T_J \leq 150^\circ\text{C}$, $R_G = 2\ \Omega$		5	5	V/ns
P_D	$T_C = 25^\circ\text{C}$		500	520	W
T_J		-55 ...		+150	°C
T_{JM}				150	°C
T_{stg}		-55 ...		+150	°C
T_L	1.6 mm (0.063 in) from case for 10 s		300	-	°C
V_{ISOL}	50/60 Hz, RMSt = 1 min $I_{ISOL} \leq 1\text{ mA}$ at 1 s		-	2500 3000	V~ V~
M_d	Mounting torque Terminal connection torque	0.9/6	1.5/13		Nm/lb.in. Nm/lb.in.
Weight			10	30	g

Symbol	Test Conditions	Characteristic Values		
		$(T_J = 25^\circ\text{C}$, unless otherwise specified)		
		Min.	Typ.	Max.
V_{DSS}	$V_{GS} = 0\text{ V}$, $I_D = 1\text{ mA}$	600		V
$V_{GH(th)}$	$V_{DS} = V_{GS}$, $I_D = 8\text{ mA}$	2		4.5 V
I_{GSS}	$V_{GS} = \pm 20\text{ V}_{DC}$, $V_{DS} = 0$			±200 nA
I_{DSS}	$V_{DS} = 0.8\text{ V}_{DSS}$, $T_J = 25^\circ\text{C}$ $V_{GS} = 0\text{ V}$, $T_J = 125^\circ\text{C}$			400 μA 2 mA
$R_{DS(on)}$	$V_{GS} = 10\text{ V}$, $I_D = 0.5\text{ I}_{D25}$ Pulse test, $t \leq 300\ \mu\text{s}$, duty cycle $\leq 2\%$	36N60 32N60		0.18 Ω 0.25 Ω



G = Gate D = Drain
S = Source TAB = Drain
Either Source terminal at miniBLOC
can be used as Main or Kelvin Source

Features

- International standard packages
- JEDEC TO-264 AA, epoxy meet UL 94 V-0, flammability classification
- miniBLOC with Aluminium nitride isolation
- Low $R_{DS(on)}$ HDMOS™ process
- Rugged polysilicon gate cell structure
- Unclamped Inductive Switching (UIS) rated
- Low package inductance
- Fast intrinsic Rectifier

Applications

- DC-DC converters
- Synchronous rectification
- Battery chargers
- Switched-mode and resonant-mode power supplies
- DC choppers
- Temperature and lighting controls
- Low voltage relays

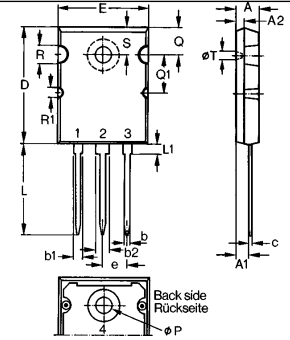
Advantages

- Easy to mount
- Space savings
- High power density

Symbol	Test Conditions	Characteristic Values		
		(T _J = 25°C, unless otherwise specified)		
		min.	typ.	max.
g_{fs}	V _{DS} = 10 V; I _D = 0.5 I _{D25} ; pulse test		36	S
C_{iss}	V _{GS} = 0 V, V _{DS} = 25 V, f = 1 MHz		9000	pF
C_{oss}			840	pF
C_{rss}			280	pF
t_{d(on)}	V _{GS} = 10 V, V _{DS} = 0.5 V _{DSS} ; I _D = 0.5 I _{D25} R _G = 1 Ω (External),		30	ns
t_r			45	ns
t_{d(off)}			100	ns
t_f			60	ns
Q_{g(on)}	V _{GS} = 10 V, V _{DS} = 0.5 V _{DSS} ; I _D = 0.5 I _{D25}		325	nC
Q_{gs}			60	nC
Q_{gd}			120	nC
R_{thJC}	TO-264 AA		0.25	K/W
R_{thCK}	TO-264 AA		0.15	K/W
R_{thJC}	miniBLOC, SOT-227 B		0.24	K/W
R_{thCK}	miniBLOC, SOT-227 B		0.05	K/W

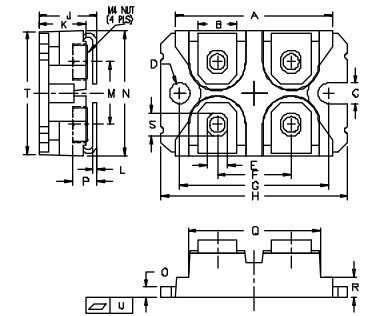
Symbol	Test Conditions	Characteristic Values		
		(T _J = 25°C, unless otherwise specified)		
		Min.	Typ.	Max.
I_S	V _{GS} = 0	36N60		36 A
I_S	V _{GS} = 0	32N60		32 A
I_{SM}	Repetitive; pulse width limited by T _{JM}	36N60		144 A
		32N60		128 A
V_{SD}	I _F = I _S A, V _{GS} = 0 V, Pulse test, t ≤ 300 μs, duty cycle d ≤ 2 %			1.5 V
t_{rr}	I _F = I _S , -di/dt = 100 A/μs, V _R = 100 V		20	250 ns
I_{RM}				

TO-264 AA Outline



Dim.	Millimeter		Inches	
	Min.	Max.	Min.	Max.
A	4.82	5.13	.190	.202
A1	2.54	2.89	.100	.114
A2	2.00	2.10	.079	.083
b	1.12	1.42	.044	.056
b1	2.39	2.69	.094	.106
b2	2.90	3.09	.114	.122
c	0.53	0.83	.021	.033
D	25.91	26.16	1.020	1.030
E	19.81	19.96	.780	.786
e	5.46 BSC		.215 BSC	
J	0.00	0.25	.000	.010
K	0.00	0.25	.000	.010
L	20.32	20.83	.800	.820
L1	2.29	2.59	.090	.102
P	3.17	3.66	.125	.144
Q	6.07	6.27	.239	.247
Q1	8.38	8.69	.330	.342
R	3.81	4.32	.150	.170
R1	1.78	2.29	.070	.090
S	6.04	6.30	.238	.248
T	1.57	1.83	.062	.072

miniBLOC, SOT-227 B



M4 screws (4x) supplied

Dim.	Millimeter		Inches	
	Min.	Max.	Min.	Max.
A	31.50	31.88	1.240	1.255
B	7.80	8.20	0.307	0.323
C	4.09	4.29	0.161	0.169
D	4.09	4.29	0.161	0.169
E	4.09	4.29	0.161	0.169
F	14.91	15.11	0.587	0.595
G	30.12	30.30	1.186	1.193
H	38.00	38.23	1.496	1.505
J	11.68	12.22	0.460	0.481
K	8.92	9.60	0.351	0.378
L	0.76	0.84	0.030	0.033
M	12.60	12.85	0.496	0.506
N	25.15	25.42	0.990	1.001
O	1.98	2.13	0.078	0.084
P	4.95	5.97	0.195	0.235
Q	26.54	26.90	1.045	1.059
R	3.94	4.42	0.155	0.174
S	4.72	4.85	0.186	0.191
T	24.59	25.07	0.968	0.987
U	-0.05	0.1	-0.002	0.004

IXYS reserves the right to change limits, test conditions, and dimensions.

IXYS MOSFETs and IGBTs are covered by one or more of the following U.S. patents:

4,835,592 4,881,106 5,017,508 5,049,961 5,187,117 5,486,715
4,850,072 4,931,844 5,034,796 5,063,307 5,237,481 5,381,025

Fig.1. Output Characteristics

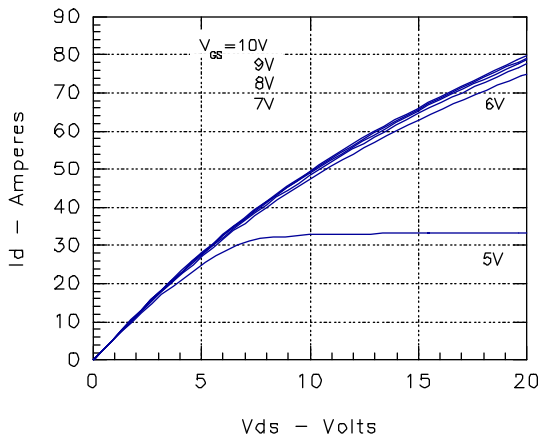


Fig. 2. Input Admittance

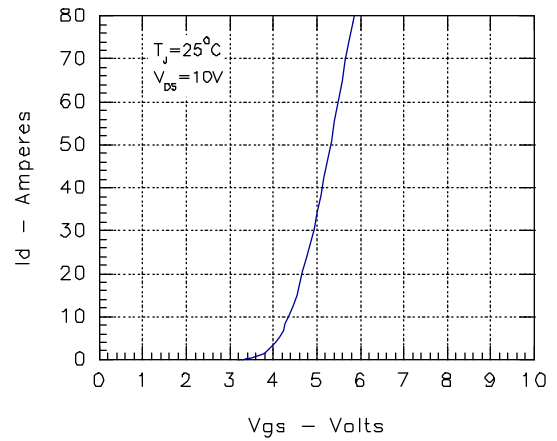


Fig. 3. Rds(on) vs. Drain Current

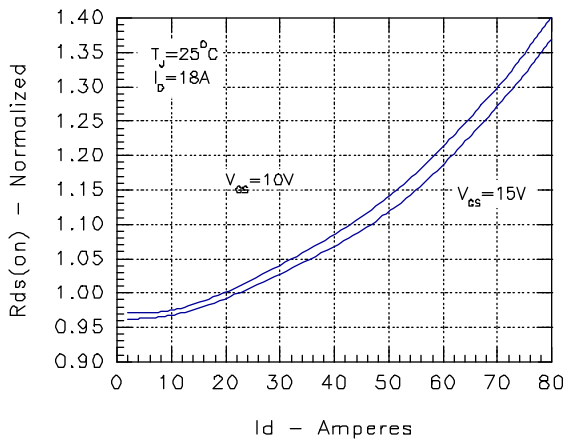


Fig. 4. Temperature Dependence of Drain to Source Resistance

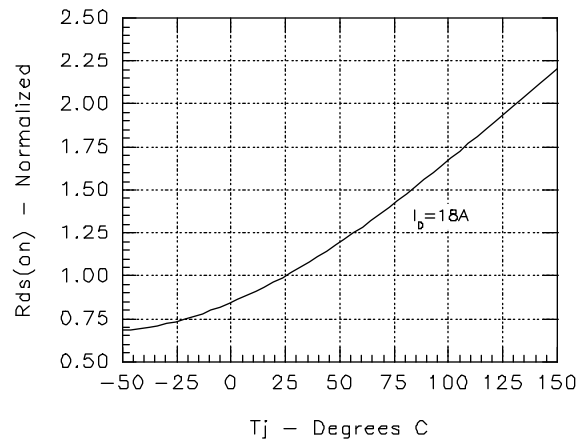


Fig. 5. Drain Current vs. Case Temperature

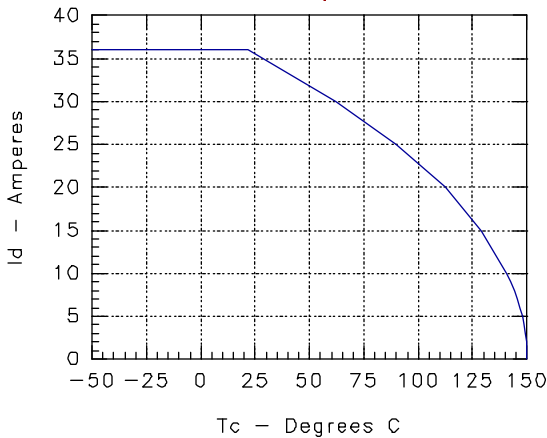
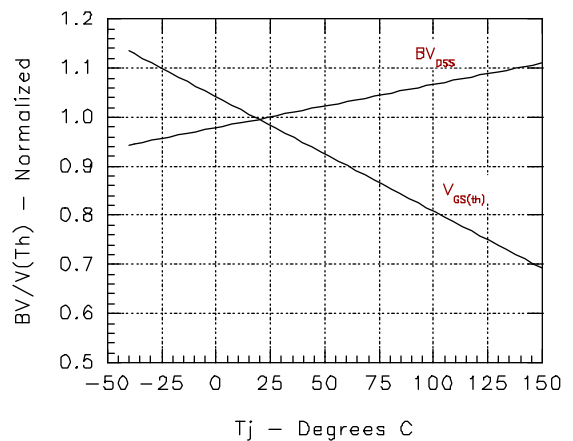


Fig. 6. Temperature Dependence of Breakdown Voltage and Threshold Voltage



IXYS reserves the right to change limits, test conditions, and dimensions.

Fig. 7. Gate Charge

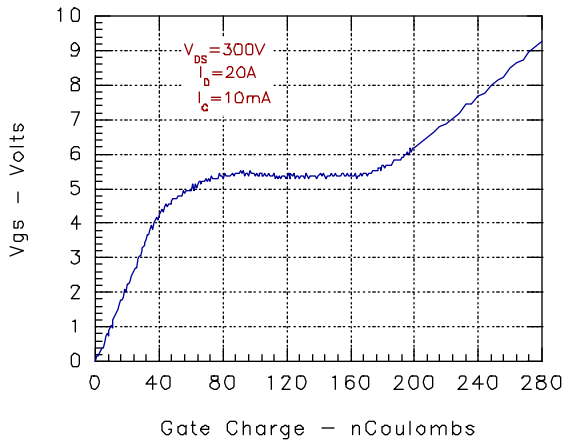


Fig. 8. Capacitance Curves

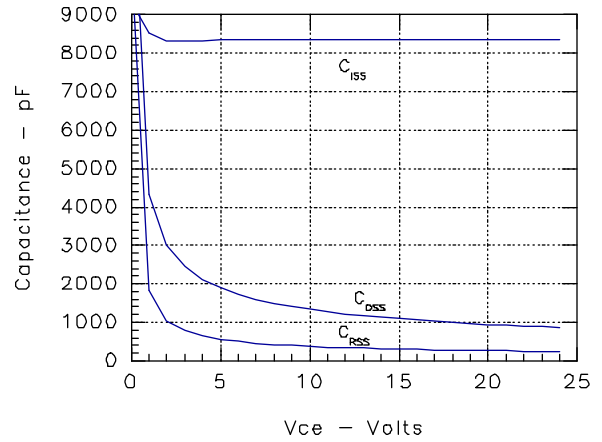


Fig. 9. Source Current vs. Source to Drain Voltage

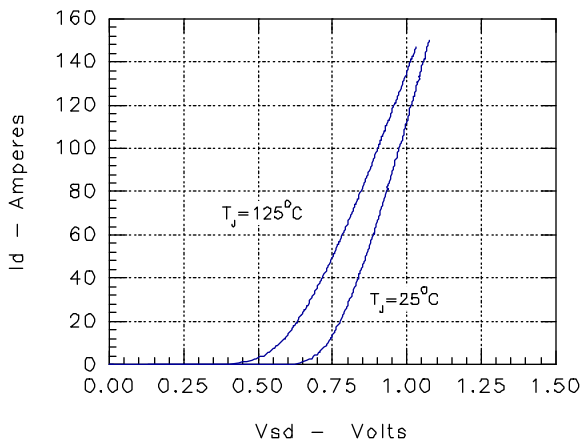
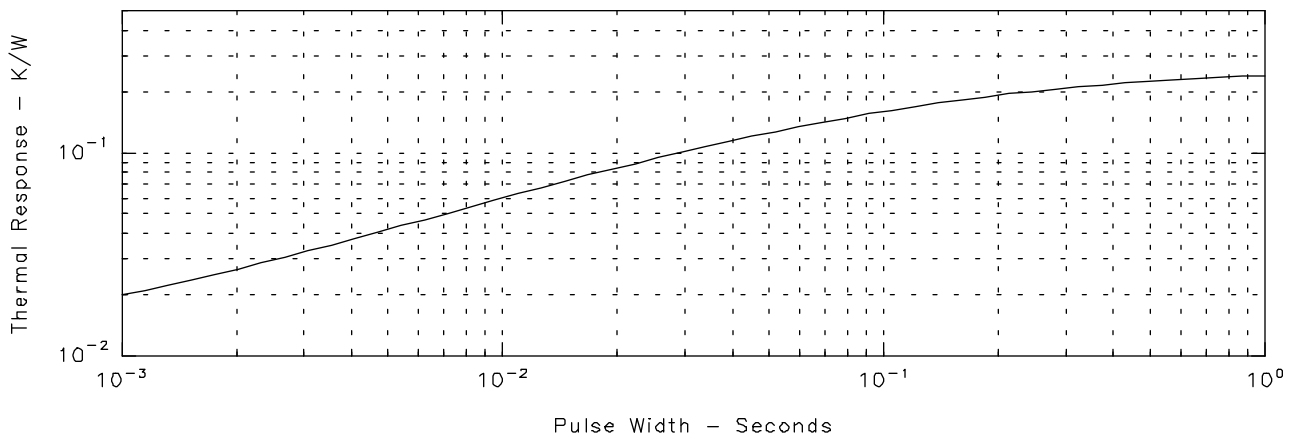


Fig. 10. Transient Thermal Impedance



IXYS reserves the right to change limits, test conditions, and dimensions.

IXYS MOSFETS and IGBTs are covered by one or more of the following U.S. patents:

4,835,592	4,881,106	5,017,508	5,049,961	5,187,117	5,486,715
4,850,072	4,931,844	5,034,796	5,063,307	5,237,481	5,381,025



LittleDiode supplies new, hard to find or obsolete electronic components and semiconductors all over the world.

With over two million different components listed you are sure to find the part you need.

Feel free to visit us today at our online store:

LittleDiode.com

Looking forward to providing you with the best possible service.