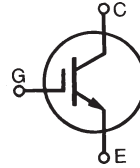


# IGBT

**IXGA 8N100**  
**IXGP 8N100**

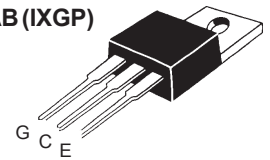
$V_{CES} = 1000 \text{ V}$   
 $I_{C25} = 16 \text{ A}$   
 $V_{CE(sat)} = 2.7 \text{ V}$

Preliminary data sheet

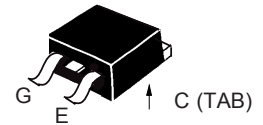


Symbol	Test Conditions	Maximum Ratings	
$V_{CES}$	$T_J = 25^\circ\text{C to } 150^\circ\text{C}$	1000	V
$V_{CGR}$	$T_J = 25^\circ\text{C to } 150^\circ\text{C}; R_{GE} = 1 \text{ M}\Omega$	1000	V
$V_{GES}$	Continuous	$\pm 20$	V
$V_{GEM}$	Transient	$\pm 30$	V
$I_{C25}$	$T_C = 25^\circ\text{C}$	16	A
$I_{C90}$	$T_C = 90^\circ\text{C}$	8	A
$I_{CM}$	$T_C = 25^\circ\text{C}, 1 \text{ ms}$	32	A
<b>SSOA</b> <b>(RBSOA)</b>	$V_{GE} = 15 \text{ V}, T_{VJ} = 125^\circ\text{C}, R_G = 120 \Omega$ Clamped inductive load	$I_{CM} = 16$ @ $0.8 V_{CES}$	A
$P_C$	$T_C = 25^\circ\text{C}$	54	W
$T_J$		-55 ... +150	$^\circ\text{C}$
$T_{JM}$		150	$^\circ\text{C}$
$T_{stg}$		-55 ... +150	$^\circ\text{C}$
Maximum lead temperature for soldering 1.6 mm (0.062 in.) from case for 10 s		300	$^\circ\text{C}$
$M_d$	Mounting torque with screw M3 Mounting torque with screw M3.5	0.45/4 Nm/lb.in. 0.55/5 Nm/lb.in.	
<b>Weight</b>	TO-220	4	g
	TO-263	2	g

**TO-220AB (IXGP)**



**TO-263 AA (IXGA)**



## Features

- International standard packages  
JEDEC TO-220AB and TO-263AA
- Low  $V_{CE(sat)}$   
- for minimum on-state conduction losses
- MOS Gate turn-on  
- drive simplicity

## Applications

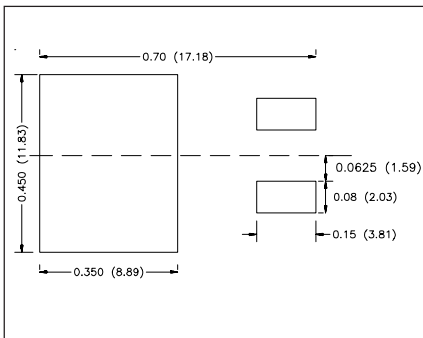
- AC motor speed control
- DC servo and robot drives
- DC choppers
- Uninterruptible power supplies (UPS)
- Switch-mode and resonant-mode power supplies
- Capacitor discharge

## Advantages

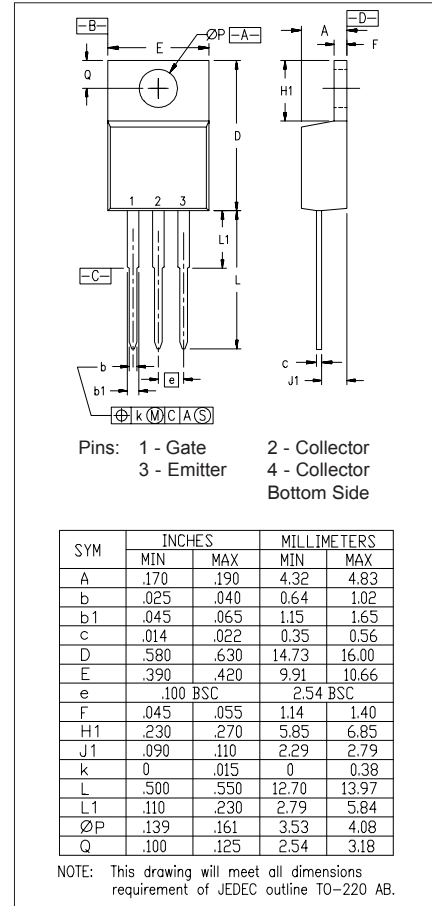
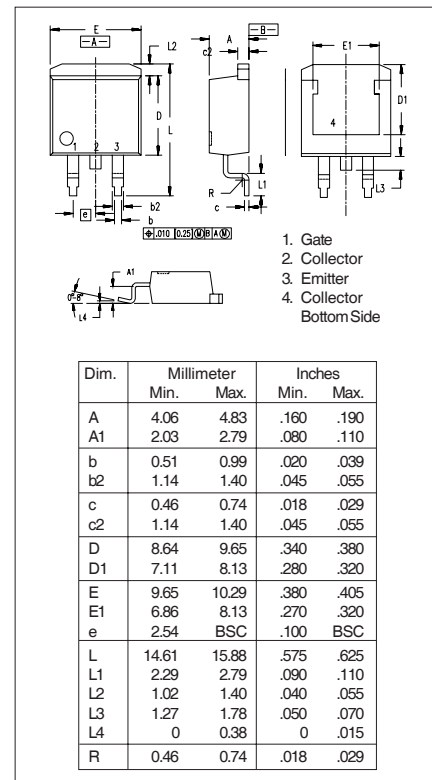
- Easy to mount with one screw
- Reduces assembly time and cost
- High power density

Symbol	Test Conditions ( $T_J = 25^\circ\text{C}$ , unless otherwise specified)	Characteristic Values		
		Min.	Typ.	Max.
$BV_{CES}$	$I_C = 1 \text{ mA}, V_{GE} = 0 \text{ V}$	1000		V
$V_{GE(th)}$	$I_C = 250 \mu\text{A}, V_{CE} = V_{GE}$	2.5		V
$I_{CES}$	$V_{CE} = 0.8 V_{CES}$			25 $\mu\text{A}$
	$V_{GE} = 0 \text{ V}$			250 $\mu\text{A}$
$I_{GES}$	$V_{CE} = 0 \text{ V}, V_{GE} = \pm 20 \text{ V}$			$\pm 100 \text{ nA}$
$V_{CE(sat)}$	$I_C = I_{CE90}, V_{GE} = 15 \text{ V}$		2.2	2.7 V

Symbol	Test Conditions	Characteristic Values			
		Min.	Typ.	Max.	
$g_{fs}$	$I_C = I_{C90}, V_{CE} = 10 V$ Pulse test, $t \leq 300 \mu s$ , duty cycle $\leq 2 \%$	4	7.6	S	
$I_{C(on)}$	$V_{GE} = 10 V, V_{CE} = 10 V$		40	A	
$C_{ies}$	$V_{CE} = 25 V, V_{GE} = 0 V, f = 1 MHz$		595	pF	
$C_{oes}$			34	pF	
$C_{res}$			10	pF	
$Q_g$	$I_C = I_{C90}, V_{GE} = 15 V, V_{CE} = 0.5 V_{CES}$		26.5	nC	
$Q_{ge}$			4.8	nC	
$Q_{gc}$			8.5	nC	
$t_{d(on)}$	<b>Inductive load, <math>T_J = 25^\circ C</math></b> $I_C = I_{C90}, V_{GE} = 15 V$ $V_{CE} = 800 V, R_G = R_{off} = 120 \Omega$ Remarks: Switching times may increase for $V_{CE} (Clamp) > 0.8 V_{CES}$ , higher $T_J$ or increased $R_G$		15	ns	
$t_{ri}$			30	ns	
$t_{d(off)}$			600	1000	ns
$t_{fi}$			390	900	ns
$E_{off}$			2.3	5.0	mJ
$t_{d(on)}$	<b>Inductive load, <math>T_J = 125^\circ C</math></b> $I_C = I_{C90}, V_{GE} = 15 V$ $V_{CE} = 800 V, R_G = R_{off} = 120 \Omega$ Remarks: Switching times may increase for $V_{CE} (Clamp) > 0.8 V_{CES}$ , higher $T_J$ or increased $R_G$		15	ns	
$t_{ri}$			30	ns	
$E_{on}$			0.5	mJ	
$t_{d(off)}$			800	ns	
$t_{fi}$			630	ns	
$E_{off}$		3.7	mJ		
$R_{thJC}$			2.3	KW	
$R_{thCK}$	TO-220		0.5	KW	

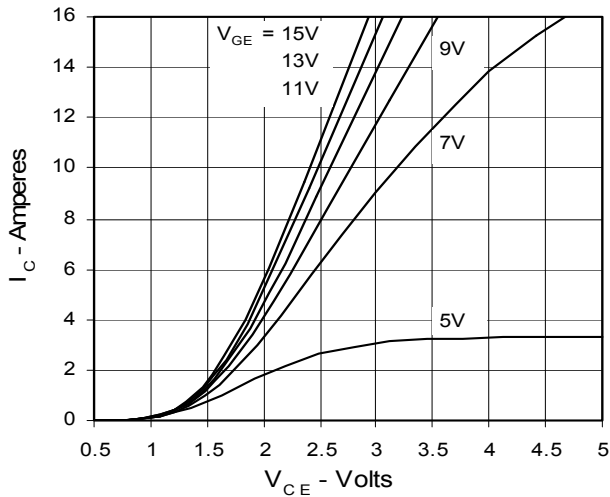


**Min. Recommended Footprint**  
(Dimensions in inches and mm)

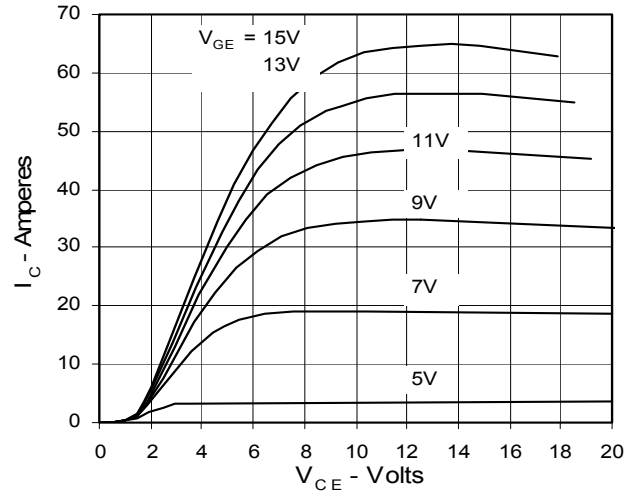
**TO-220 AB Dimensions**

**TO-263 AA Outline**


IXYS reserves the right to change limits, test conditions, and dimensions.

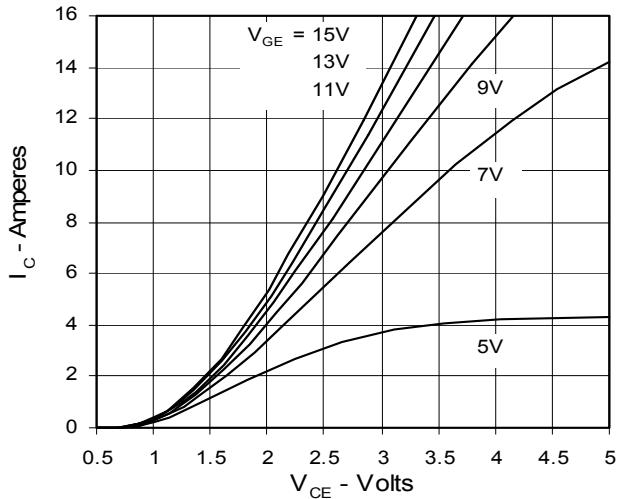
**Fig. 1. Output Characteristics  
@ 25 Deg. C**



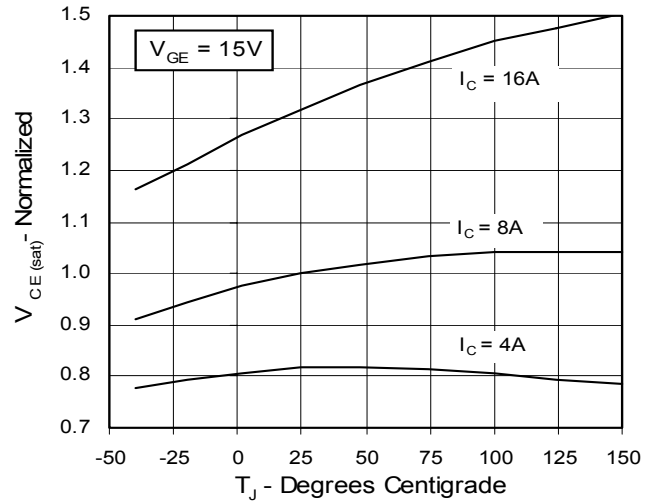
**Fig. 2. Extended Output Characteristics  
@ 25 deg. C**



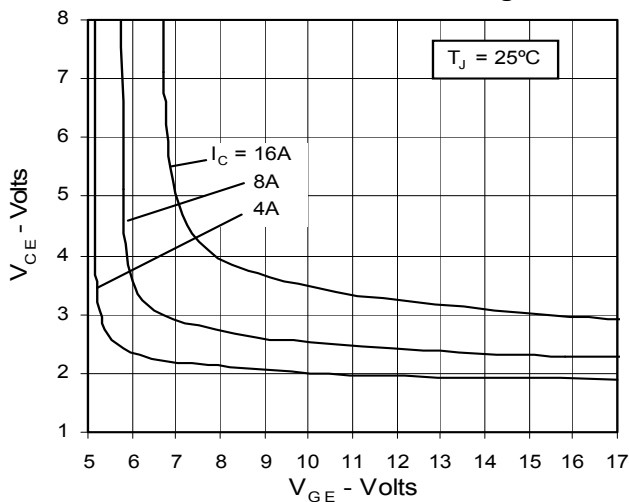
**Fig. 3. Output Characteristics  
@ 125 Deg. C**



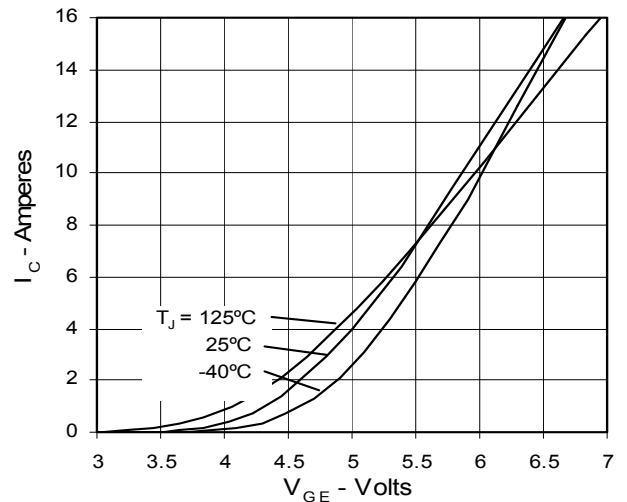
**Fig. 4. Dependence of  $V_{CE(sat)}$  on  
Temperature**



**Fig. 5. Collector-to-Emitter Voltage  
vs. Gate-to-Emitter voltage**



**Fig. 6. Input Admittance**







LittleDiode supplies new, hard to find or obsolete electronic components and semiconductors all over the world.

With over two million different components listed you are sure to find the part you need.

Feel free to visit us today at our online store:

[LittleDiode.com](http://LittleDiode.com)

Looking forward to providing you with the best possible service.