

HiPerFET™ Power MOSFETs

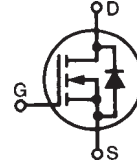
ISOPLUS247™ Q CLASS

	V_{DSS}	I_{D25}	$R_{DS(on)}$
IXFR 12N100Q	1000 V	10 A	1.1 Ω
IXFR 10N100Q	1000 V	9 A	1.20 Ω

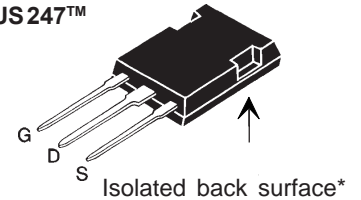
(Electrically Isolated Back Surface)

$t_{rr} \leq 300 \mu s$

N-Channel Enhancement Mode
Avalanche Rated, High dV/dt
Low Gate Charge and Capacitances



ISOPLUS247™



G = Gate D = Drain
S = Source

* Patent pending

Symbol	Test Conditions	Maximum Ratings	
V_{DSS}	$T_J = 25^\circ C$ to $150^\circ C$	1000	V
V_{DGR}	$T_J = 25^\circ C$ to $150^\circ C$; $R_{GS} = 1 M\Omega$	1000	V
V_{GS}	Continuous	± 20	V
V_{GSM}	Transient	± 30	V
I_{D25}	$T_C = 25^\circ C$	12N100	10 A
		10N100	9 A
I_{DM}	$T_C = 25^\circ C$, Pulse width limited by T_{JM}	12N100	48 A
		10N100	40 A
I_{AR}	$T_C = 25^\circ C$	12N100	12 A
		10N100	10 A
E_{AR}	$T_C = 25^\circ C$	30	mJ
dv/dt	$I_S \leq I_{DM}$, $di/dt \leq 100 A/\mu s$, $V_{DD} \leq V_{DSS}$ $T_J \leq 150^\circ C$, $R_G = 2 \Omega$	5	V/ns
P_D	$T_C = 25^\circ C$	250	W
T_J		-55 ... +150	$^\circ C$
T_{JM}		150	$^\circ C$
T_{stg}		-55 ... +150	$^\circ C$
T_L	1.6 mm (0.063 in.) from case for 10 s	300	$^\circ C$
V_{ISOL}	50/60 Hz, RMS $t = 1$ min	2500	V~
Weight		5	g

Features

- Silicon chip on Direct-Copper-Bond substrate
 - High power dissipation
 - Isolated mounting surface
 - 2500V electrical isolation
- Low drain to tab capacitance (<50pF)
- Low $R_{DS(on)}$ HDMOS™ process
- Rugged polysilicon gate cell structure
- Unclamped Inductive Switching (UIS) rated
- Fast intrinsic Rectifier

Applications

- DC-DC converters
- Battery chargers
- Switched-mode and resonant-mode power supplies
- DC choppers
- AC motor control

Advantages

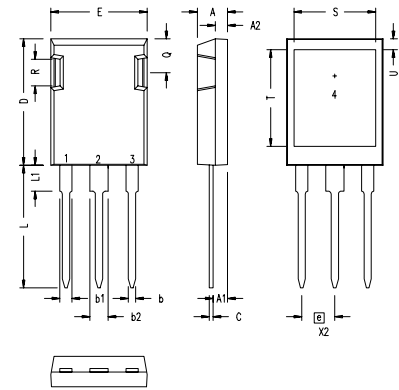
- Easy assembly
- Space savings
- High power density

Symbol	Test Conditions	Characteristic Values ($T_J = 25^\circ C$, unless otherwise specified)		
		min.	typ.	max.
V_{DSS}	$V_{GS} = 0 V$, $I_D = 3mA$	1000		V
$V_{GS(th)}$	$V_{DS} = V_{GS}$, $I_D = 4mA$	2.5		V
I_{GSS}	$V_{GS} = \pm 20 V_{DC}$, $V_{DS} = 0$			± 100 nA
I_{DSS}	$V_{DS} = 0.8 \cdot V_{DSS}$ $V_{GS} = 0 V$	$T_J = 25^\circ C$ $T_J = 125^\circ C$		50 μA 1 mA
$R_{DS(on)}$	$V_{GS} = 10 V$, $I_D = I_T$ Notes 1 & 2	12N100 10N100		1.1 Ω 1.2 Ω

Symbol	Test Conditions	Characteristic Values ($T_J = 25^\circ\text{C}$, unless otherwise specified)	Characteristic Values		
			min.	typ.	max.
g_{fs}	$V_{DS} = 15\text{ V}; I_D = I_T$	Note 1	4	10	S
C_{iss}	$V_{GS} = 0\text{ V}, V_{DS} = 25\text{ V}, f = 1\text{ MHz}$			2900	pF
C_{oss}				315	pF
C_{rss}				50	pF
$t_{d(on)}$	$V_{GS} = 10\text{ V}, V_{DS} = 0.5 \cdot V_{DSS}, I_D = I_T$ $R_G = 1\ \Omega$ (External),			20	ns
t_r				23	ns
$t_{d(off)}$				40	ns
t_f				15	ns
$Q_{g(on)}$	$V_{GS} = 10\text{ V}, V_{DS} = 0.5 \cdot V_{DSS}, I_D = I_T$			90	nC
Q_{gs}				30	nC
Q_{gd}				40	nC
R_{thJC}				0.50	K/W
R_{thCK}			0.15		K/W

Symbol	Test Conditions	Characteristic Values ($T_J = 25^\circ\text{C}$, unless otherwise specified)				
		min.	typ.	max.		
I_S	$V_{GS} = 0\text{ V}$			12	A	
I_{SM}	Repetitive; pulse width limited by T_{JM}			48	A	
V_{SD}	$I_F = I_S, V_{GS} = 0\text{ V}$, Note 1			1.3	V	
t_{rr}	$I_F = I_S, -di/dt = 100\text{ A}/\mu\text{s}, V_R = 100\text{ V}$			200	300	ns
Q_{RM}				1.6	μC	
I_{RM}				7	A	

Note: 1. Pulse test, $t \leq 300\ \mu\text{s}$, duty cycle $d \leq 2\%$
 2. I_T test current: IXFR10N100 $I_T = 5\text{ A}$
 IXFR12N100 $I_T = 6\text{ A}$

ISOPLUS 247 OUTLINE


SYM	INCHES		MILLIMETERS	
	MIN	MAX	MIN	MAX
A	.190	.205	4.83	5.21
A1	.090	.100	2.29	2.54
A2	.075	.085	1.91	2.16
b	.045	.055	1.14	1.40
b1	.075	.084	1.91	2.13
b2	.115	.123	2.92	3.12
C	.024	.031	0.61	0.80
D	.819	.840	20.80	21.34
E	.620	.635	15.75	16.13
e	.215 BSC		5.45 BSC	
L	.780	.800	19.81	20.32
L1	.150	.170	3.81	4.32
Q	.220	.244	5.59	6.20
R	.170	.190	4.32	4.83
S	.520	.540	13.21	13.72
T	.620	.640	15.75	16.26
U	.065	.080	1.65	2.03

- 1 - GATE
- 2 - DRAIN (COLLECTOR)
- 3 - SOURCE (EMITTER)
- 4 - NO CONNECTION

NOTE: This drawing will meet all dimensions requirement of JEDEC outline TO-247AD except screw hole.

Note: Please see IXFH12N100Q Data Sheet for characteristic curves.



LittleDiode supplies new, hard to find or obsolete electronic components and semiconductors all over the world.

With over two million different components listed you are sure to find the part you need.

Feel free to visit us today at our online store:

LittleDiode.com

Looking forward to providing you with the best possible service.