

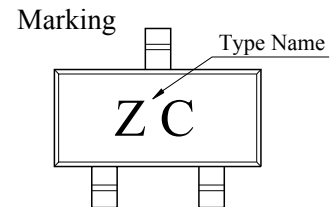
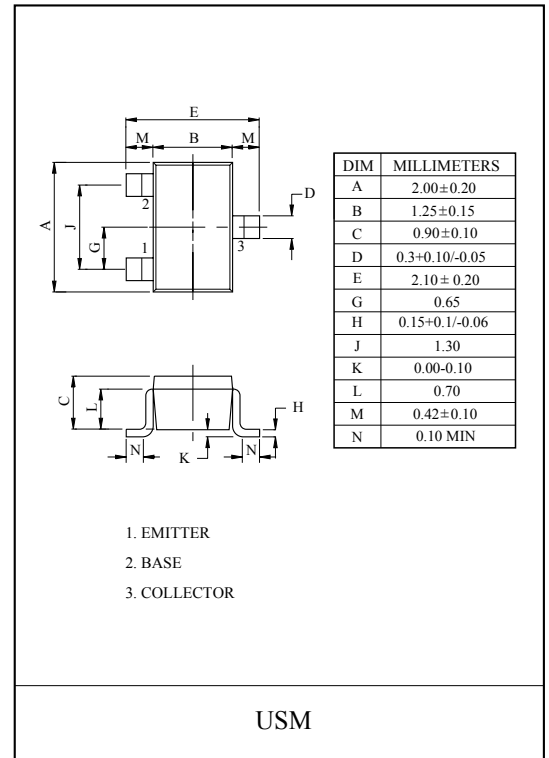
GENERAL PURPOSE APPLICATION.
SWITCHING APPLICATION.

FEATURES

- Low Leakage Current
: $I_{CEX}=50\text{nA}(\text{Max.}), I_{BL}=50\text{nA}(\text{Max.})$
@ $V_{CE}=30\text{V}, V_{EB}=3\text{V}$.
- Excellent DC Current Gain Linearity.
- Low Saturation Voltage
: $V_{CE(\text{sat})}=0.3\text{V}(\text{Max.})$ @ $I_C=50\text{mA}, I_B=5\text{mA}$.
- Low Collector Output Capacitance
: $C_{ob}=4\text{pF}(\text{Max.})$ @ $V_{CB}=5\text{V}$.
- Complementary to 2N3906U.

MAXIMUM RATING (Ta=25°C)

CHARACTERISTIC	SYMBOL	RATING	UNIT
Collector-Base Voltage	V_{CBO}	60	V
Collector-Emitter Voltage	V_{CEO}	40	V
Emitter-Base Voltage	V_{EBO}	6	V
Collector Current	I_C	200	mA
Base Current	I_B	50	mA
Collector Power Dissipation	P_C^*	100	mW
Junction Temperature	T_j	150	°C
Storage Temperature Range	T_{stg}	-55 ~ 150	°C



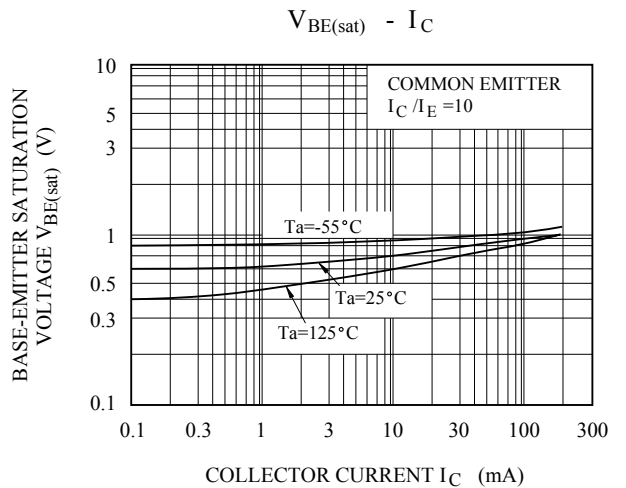
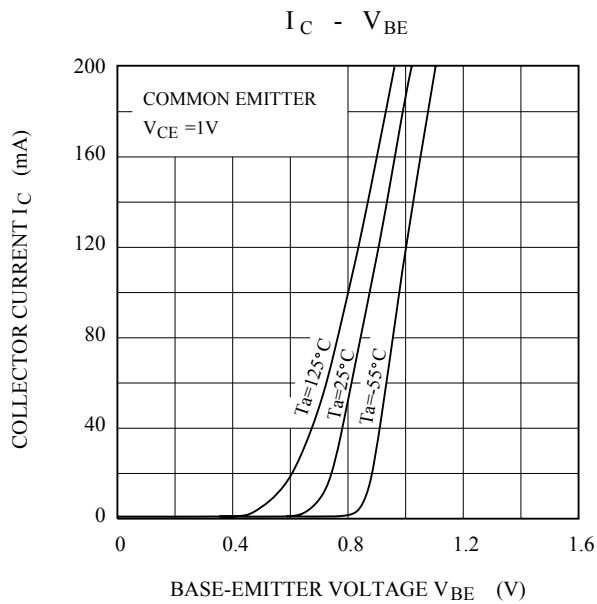
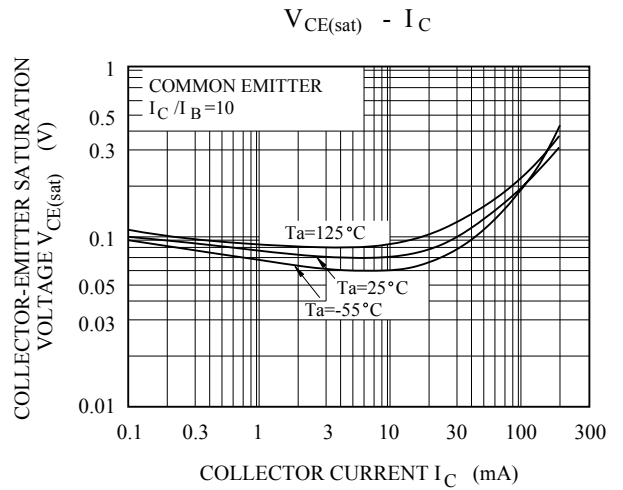
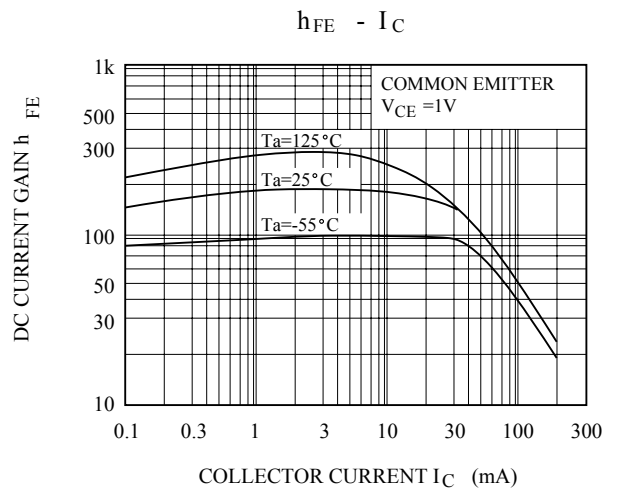
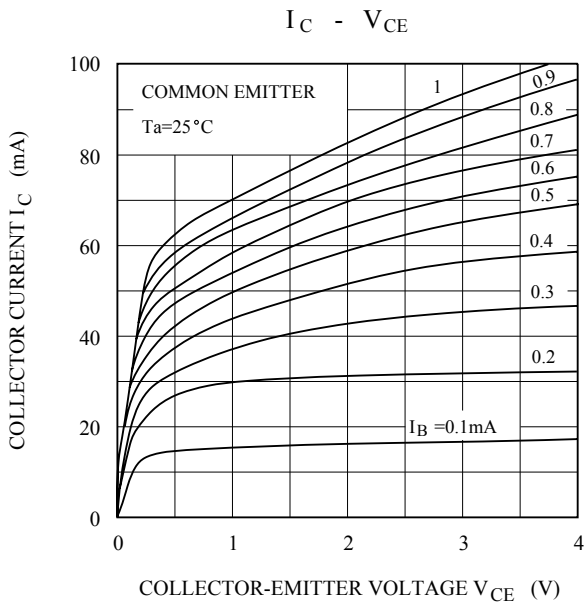
2N3904U

ELECTRICAL CHARACTERISTICS (Ta=25°C)

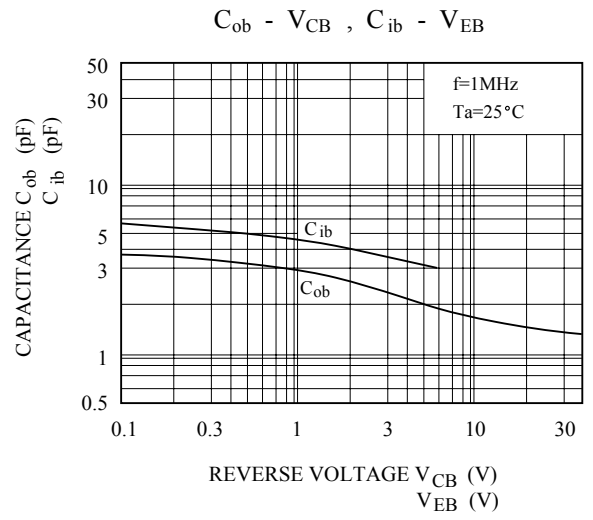
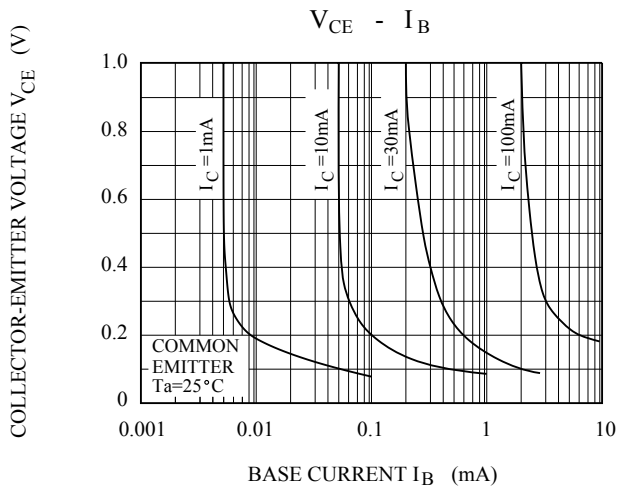
CHARACTERISTIC		SYMBOL	TEST CONDITION	MIN.	TYP.	MAX.	UNIT
Collector Cut-off Current		I_{CEX}	$V_{CE}=30V, V_{EB}=3V$	-	-	50	nA
Base Cut-off Current		I_{BL}	$V_{CE}=30V, V_{EB}=3V$	-	-	50	nA
Collector-Base Breakdown Voltage		$V_{(BR)CBO}$	$I_C=10\mu A, I_E=0$	60	-	-	V
Collector-Emitter Breakdown Voltage *		$V_{(BR)CEO}$	$I_C=1mA, I_B=0$	40	-	-	V
Emitter-Base Breakdown Voltage		$V_{(BR)EBO}$	$I_E=10\mu A, I_C=0$	6.0	-	-	V
DC Current Gain	*	$h_{FE(1)}$	$V_{CE}=1V, I_C=0.1mA$	40	-	-	
		$h_{FE(2)}$	$V_{CE}=1V, I_C=1mA$	70	-	-	
		$h_{FE(3)}$	$V_{CE}=1V, I_C=10mA$	100	-	300	
		$h_{FE(4)}$	$V_{CE}=1V, I_C=50mA$	60	-	-	
		$h_{FE(5)}$	$V_{CE}=1V, I_C=100mA$	30	-	-	
Collector-Emitter Saturation Voltage *	*	$V_{CE(sat)1}$	$I_C=10mA, I_B=1mA$	-	-	0.2	V
		$V_{CE(sat)2}$	$I_C=50mA, I_B=5mA$	-	-	0.3	
Base-Emitter Saturation Voltage *	*	$V_{BE(sat)1}$	$I_C=10mA, I_B=1mA$	0.65	-	0.85	V
		$V_{BE(sat)2}$	$I_C=50mA, I_B=5mA$	-	-	0.95	
Transition Frequency		f_T	$V_{CE}=20V, I_C=10mA, f=100MHz$	300	-	-	MHz
Collector Output Capacitance		C_{ob}	$V_{CB}=5V, I_E=0, f=1MHz$	-	-	4.0	pF
Input Capacitance		C_{ib}	$V_{BE}=0.5V, I_C=0, f=1MHz$	-	-	8.0	pF
Input Impedance		h_{ie}	$V_{CE}=10V, I_C=1mA, f=1kHz$	1.0	-	10	k Ω
Voltage Feedback Ratio		h_{re}		0.5	-	8.0	$\times 10^{-4}$
Small-Signal Current Gain		h_{fe}		100	-	400	
Collector Output Admittance		h_{oe}		1.0	-	40	$\mu\bar{S}$
Noise Figure		NF		$V_{CE}=5V, I_C=0.1mA, R_g=1k\Omega, f=10Hz \sim 15.7kHz$	-	-	5.0
Switching Time	Delay Time	t_d		-	-	35	nS
	Rise Time	t_r		-	-	35	
	Storage Time	t_{stg}		-	-	200	
	Fall Time	t_f		-	-	50	

* Pulse Test : Pulse Width $\leq 300\mu S$, Duty Cycle $\leq 2\%$.

2N3904U



2N3904U





LittleDiode supplies new, hard to find or obsolete electronic components and semiconductors all over the world.

With over two million different components listed you are sure to find the part you need.

Feel free to visit us today at our online store:

LittleDiode.com

Looking forward to providing you with the best possible service.