

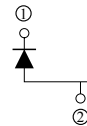
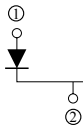
HIGH SPEED RECTIFIER APPLICATION.

FEATURES

- Average Output Rectified Current : $I_O=10A(T_c=101^\circ C)$.
- Repetitive Peak Reverse Voltage : $V_{RRM}=200V$.
- Rectifier Stack of Single Phase Center Tap Type.

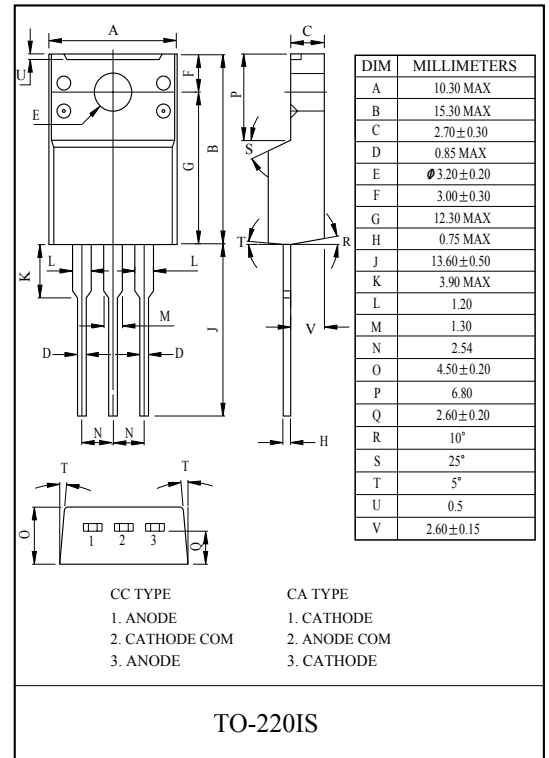
POLARITY

- CC TYPE
- CATHODE COMMON
- CA TYPE
- ANODE COMMON



MAXIMUM RATING ($T_a=25^\circ C$)

CHARACTERISTIC		SYMBOL	RATING	UNIT
Repetitive Peak Reverse Voltage	F1B2CCI F1B2CAI	V_{RRM}	200	V
Average Output Rectified Current ($T_c=101^\circ C$) (Fig.)		I_O	10	A
Peak One Cycle Surge Forward Current (Non-Repetitive)		I_{FSM}	60 (50Hz)	A
			70 (60Hz)	
Junction Temperature		T_j	-40 ~ 150	$^\circ C$
Storage Temperature Range		T_{stg}	-40 ~ 150	$^\circ C$

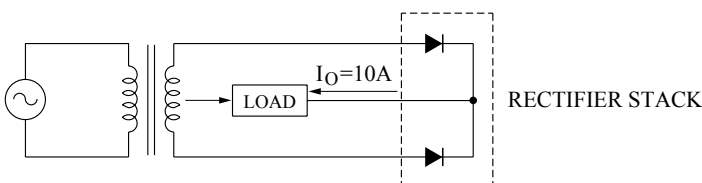


ELECTRICAL CHARACTERISTICS ($T_a=25^\circ C$)

CHARACTERISTIC	SYMBOL	TEST CONDITION	MIN.	TYP.	MAX.	UNIT
Peak Forward Voltage (Note)	V_{FM}	$I_{FM}=5A$	-	-	1.4	V
Repetitive Peak Reverse Current (Note)	I_{RRM}	$V_{RRM}=\text{Rated}$	-	-	10	μA
Reverse Recovery Time	t_{rr}	$I_F=0.1A, I_R=0.1A$	-	-	400	nS
Thermal Resistance	$R_{th(j-c)}$	Junction to Case	-	-	3.5	$^\circ C/W$

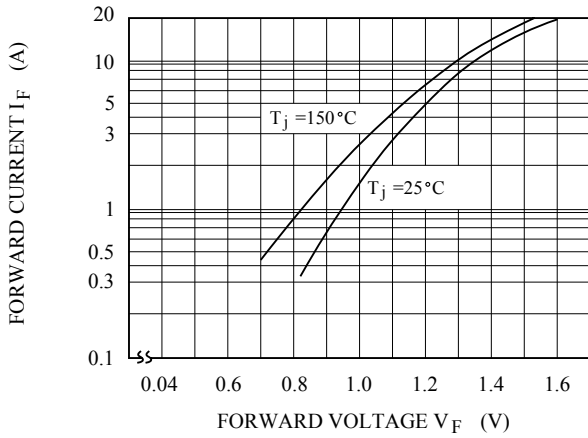
Note : A Value of one cell.

Fig. EXAMPLE OF RECTIFYING CIRCUIT

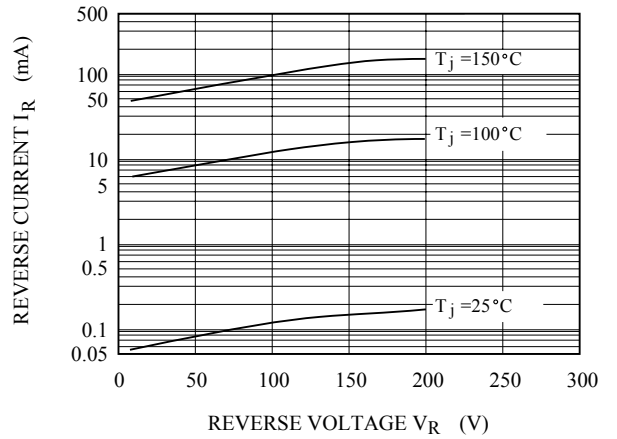


F1B2CCI/CAI

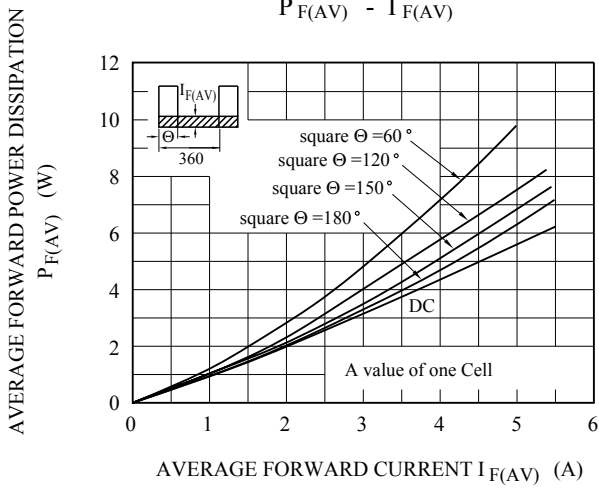
$I_F - V_F$



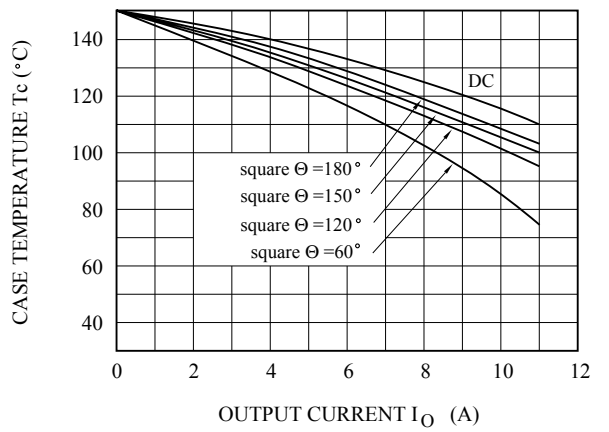
$I_R - V_R$



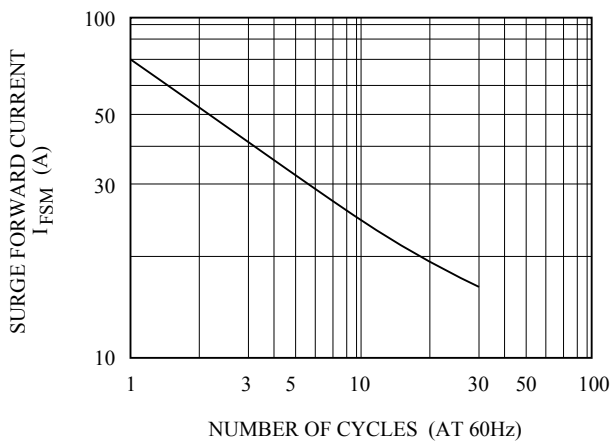
$P_{F(AV)} - I_{F(AV)}$



CURRENT DERATING (CASE)



SURGE FORWARD CURRENT (NON-REPETITIVE)





LittleDiode supplies new, hard to find or obsolete electronic components and semiconductors all over the world.

With over two million different components listed you are sure to find the part you need.

Feel free to visit us today at our online store:

LittleDiode.com

Looking forward to providing you with the best possible service.