

SWITCHING TYPE POWER SUPPLY APPLICATION.  
CONVERTER & CHOPPER APPLICATION.

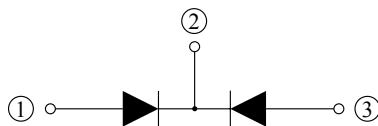
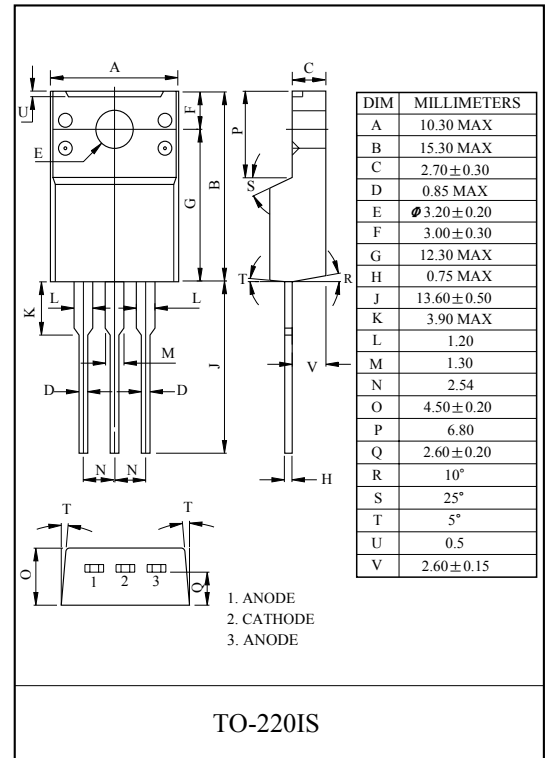
### FEATURES

- Average Output Rectified Current  
:  $I_O=10A$  ( $T_c=110^\circ C$ ).
- Repetitive Peak Reverse Voltage  
:  $V_{RRM}=90V$ .
- Fast Reverse Recovery Time :  $t_{rr}=35ns$ .
- Low Peak Forward Voltage :  $0.70V$ (Typ.)

### MAXIMUM RATING ( $T_a=25^\circ C$ )

CHARACTERISTIC	SYMBOL	RATING	UNIT
Repetitive Peak Reverse Voltage	$V_{RRM}$	90	V
Average Output Rectified Current ( $T_c=110^\circ C$ ) (Rated $V_R$ ) (Note)	$I_O$	10	A
Peak One Cycle Surge Forward Current (Non-Repetitive 60Hz)	$I_{FSM}$	100	A
Junction Temperature	$T_j$	-40 ~ 150	$^\circ C$
Storage Temperature Range	$T_{stg}$	-55 ~ 150	$^\circ C$

Note : average forward current of centertap full wave connection.



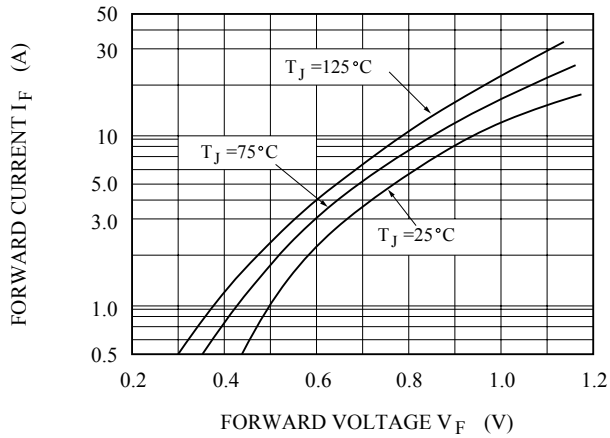
### ELECTRICAL CHARACTERISTICS ( $T_a=25^\circ C$ )

CHARACTERISTIC	SYMBOL	TEST CONDITION	MIN.	TYP.	MAX.	UNIT
Peak Forward Voltage (Note)	$V_{FM}$	$I_{FM}=5A$	-	0.70	0.75	V
Repetitive Peak Reverse Current (Note)	$I_{RRM}$	$V_{RRM}=\text{Rated}$	-	-	3	mA
Reverse Recovery Time (Note)	$t_{rr}$	$I_F=1.0A, di/dt=-30A/\mu s$	-	-	35	ns
Thermal Resistance (Note)	$R_{th(j-c)}$	Juction to Case	-	-	3.5	$^\circ C/W$

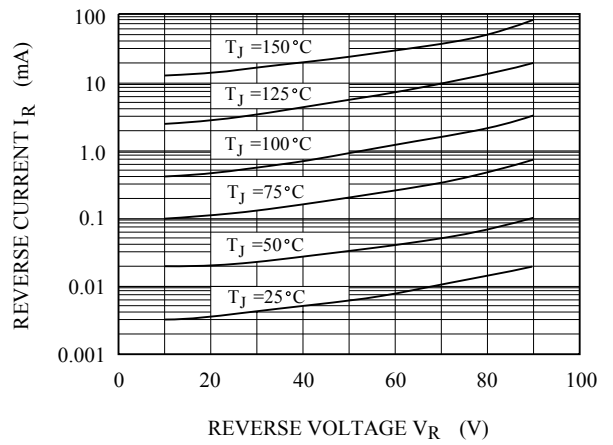
Note : A value of one cell

# B10A90VIC

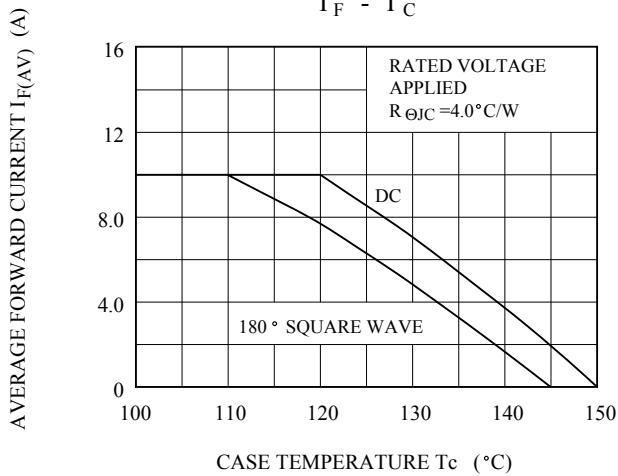
$I_F - V_F$



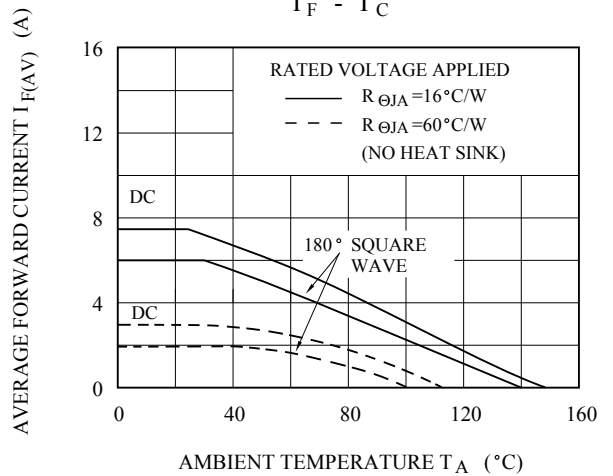
$I_R - V_R$



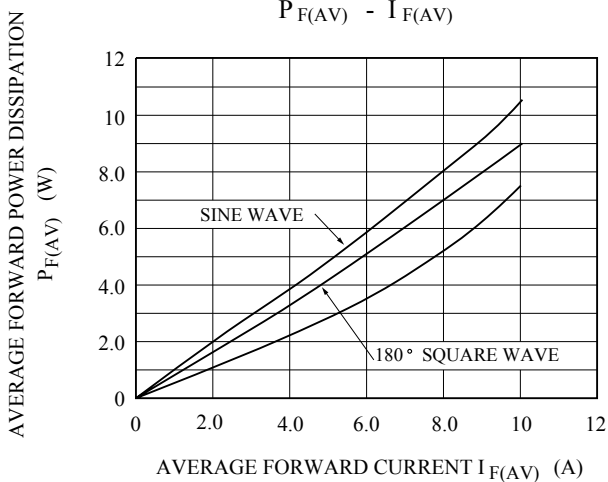
$I_F - T_C$



$I_F - T_A$



$P_{F(AV)} - I_{F(AV)}$





LittleDiode supplies new, hard to find or obsolete electronic components and semiconductors all over the world.

With over two million different components listed you are sure to find the part you need.

Feel free to visit us today at our online store:

[LittleDiode.com](http://LittleDiode.com)

Looking forward to providing you with the best possible service.