

2SK1256

Silicon N-channel Power F-MOS FET

■ Features

- Low ON resistance $R_{DS(on)}$: $R_{DS(on)1} = 0.07\Omega$ (typ.)
- High switching rate : $t_f = 95\text{ns}$ (typ.)
- No secondary breakdown
- Low voltage drive is possible ($V_{GS} = 4\text{V}$).

■ Application

- DC-DC converter
- No contact relay
- Solenoid drive
- Motor drive

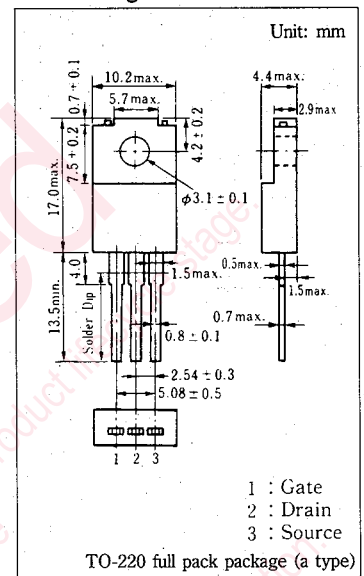
■ Absolute Maximum Ratings ($T_c = 25^\circ\text{C}$)

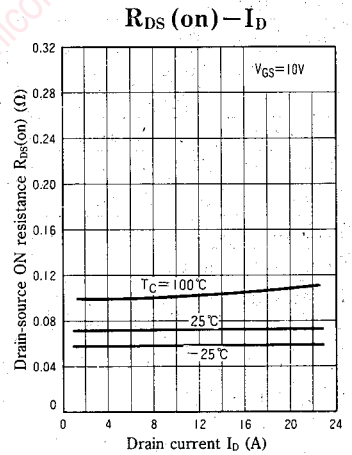
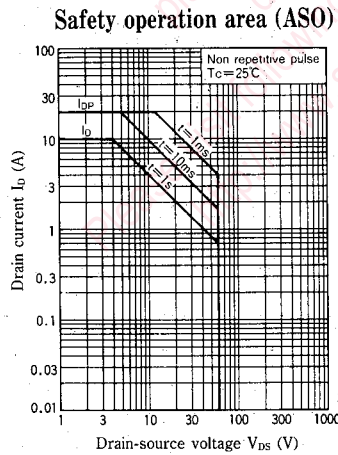
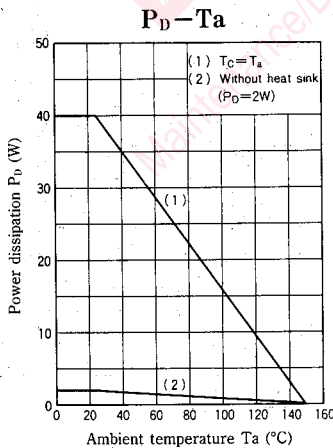
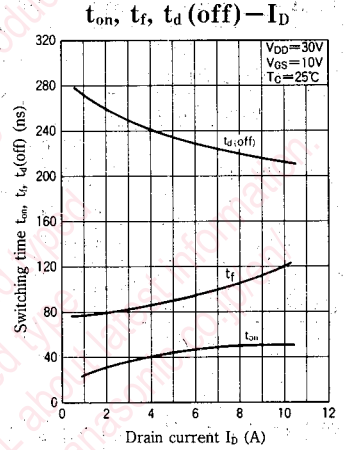
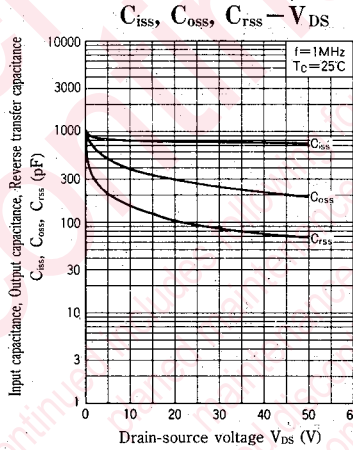
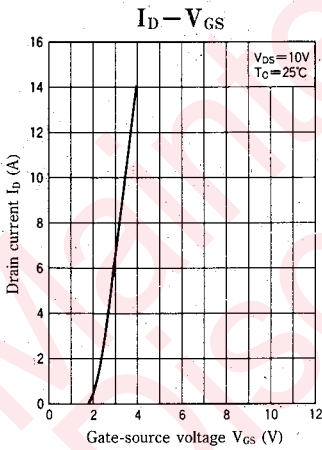
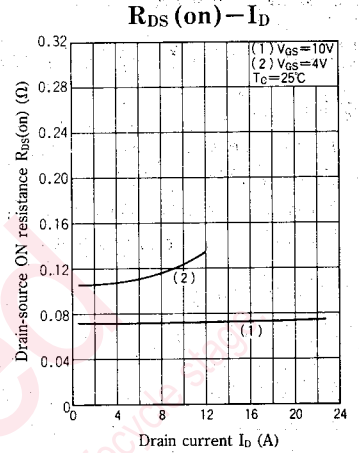
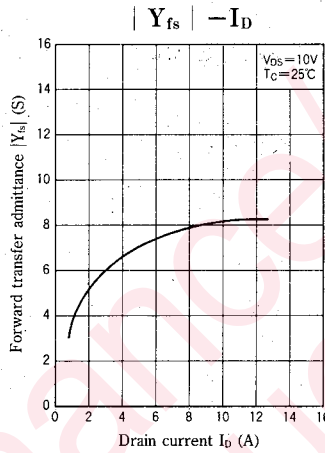
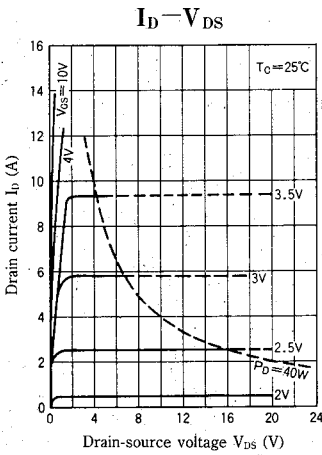
Item	Symbol	Value	Unit
Drain-source voltage	V_{DSS}	60	V
Gate-source voltage	V_{GSS}	± 20	V
Drain current	At 4V driving	I_D	6
	DC	I_D	10
	Peak-to-peak value	I_{DP}	20
Power dissipation	$T_c = 25^\circ\text{C}$	P_D	40
	$T_a = 25^\circ\text{C}$		2.0
Channel temperature	T_{ch}	150	$^\circ\text{C}$
Storage temperature	T_{stg}	$-55 \sim +150$	$^\circ\text{C}$

■ Electrical Characteristics ($T_c = 25^\circ\text{C}$)

Item	Symbol	Condition	min.	typ.	max.	Unit
Drain current	I_{DSS}	$V_{DS} = 40\text{V}, V_{GS} = 0$			10	μA
Gate-source current	I_{GSS}	$V_{GS} = \pm 20\text{V}, V_{DS} = 0$			± 1	μA
Drain-source voltage	V_{DSS}	$I_D = 1\text{mA}, V_{GS} = 0$	60			V
Gate threshold voltage	V_{th}	$V_{DS} = 10\text{V}, I_D = 1\text{mA}$	1		2.5	V
Drain-source ON resistance	$R_{DS(on)1}$	$V_{GS} = 10\text{V}, I_D = 5\text{A}$		0.07	0.11	Ω
Drain-source ON resistance	$R_{DS(on)2}$	$V_{GS} = 4\text{V}, I_D = 3\text{A}$		0.11	0.165	Ω
Forward transfer admittance	$ Y_{fs} $	$V_{DS} = 10\text{V}, I_D = 5\text{A}$	4.0	7.1		S
Input capacitance	C_{iss}	$V_{DS} = 10\text{V}, V_{GS} = 0, f = 1\text{MHz}$		815		pF
Output capacitance	C_{oss}			380		pF
Reverse transfer capacitance	C_{rss}			155		pF
Turn-on time	t_{on}		$V_{GS} = 10\text{V}, I_D = 5\text{A}$		46	
Fall time	t_f	$V_{DD} = 30\text{V}, R_L = 6\Omega$		95		ns
Delay time	$t_d(\text{off})$			235		ns

■ Package Dimensions





Request for your special attention and precautions in using the technical information and semiconductors described in this book

- (1) If any of the products or technical information described in this book is to be exported or provided to non-residents, the laws and regulations of the exporting country, especially, those with regard to security export control, must be observed.
- (2) The technical information described in this book is intended only to show the main characteristics and application circuit examples of the products. No license is granted in and to any intellectual property right or other right owned by Panasonic Corporation or any other company. Therefore, no responsibility is assumed by our company as to the infringement upon any such right owned by any other company which may arise as a result of the use of technical information described in this book.
- (3) The products described in this book are intended to be used for standard applications or general electronic equipment (such as office equipment, communications equipment, measuring instruments and household appliances).
Consult our sales staff in advance for information on the following applications:
 - Special applications (such as for airplanes, aerospace, automobiles, traffic control equipment, combustion equipment, life support systems and safety devices) in which exceptional quality and reliability are required, or if the failure or malfunction of the products may directly jeopardize life or harm the human body.
 - Any applications other than the standard applications intended.
- (4) The products and product specifications described in this book are subject to change without notice for modification and/or improvement. At the final stage of your design, purchasing, or use of the products, therefore, ask for the most up-to-date Product Standards in advance to make sure that the latest specifications satisfy your requirements.
- (5) When designing your equipment, comply with the range of absolute maximum rating and the guaranteed operating conditions (operating power supply voltage and operating environment etc.). Especially, please be careful not to exceed the range of absolute maximum rating on the transient state, such as power-on, power-off and mode-switching. Otherwise, we will not be liable for any defect which may arise later in your equipment.
 - Even when the products are used within the guaranteed values, take into the consideration of incidence of break down and failure mode, possible to occur to semiconductor products. Measures on the systems such as redundant design, arresting the spread of fire or preventing glitch are recommended in order to prevent physical injury, fire, social damages, for example, by using the products.
- (6) Comply with the instructions for use in order to prevent breakdown and characteristics change due to external factors (ESD, EOS, thermal stress and mechanical stress) at the time of handling, mounting or at customer's process. When using products for which damp-proof packing is required, satisfy the conditions, such as shelf life and the elapsed time since first opening the packages.
- (7) This book may be not reprinted or reproduced whether wholly or partially, without the prior written permission of our company.



LittleDiode supplies new, hard to find or obsolete electronic components and semiconductors all over the world.

With over two million different components listed you are sure to find the part you need.

Feel free to visit us today at our online store:

LittleDiode.com

Looking forward to providing you with the best possible service.