

UHF TV TUNER OSC/MIXER
NPN SILICON EPITAXIAL TRANSISTOR

DESCRIPTION

The 2SC4569 is an NPN silicon epitaxial transistor intended for use as UHF oscillator and UHF mixer in a tuner of TV receiver.

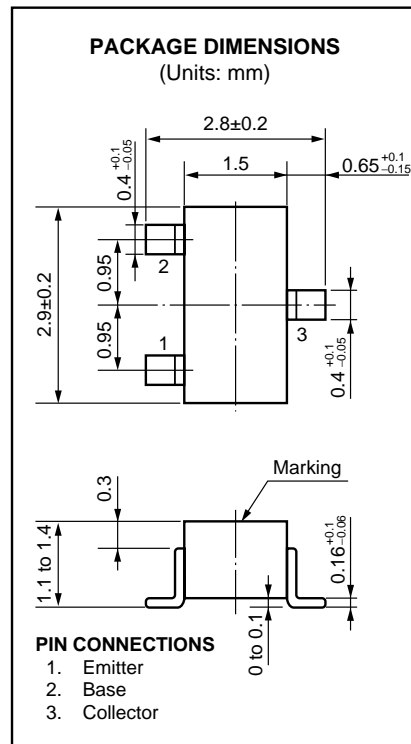
FEATURES

- High gain bandwidth product
 $f_T = 5.0$ GHz TYP.
- Low output capacitance
 $C_{ob} = 0.9$ pF TYP.
- Surface mount package
 EIAJ: SC-59

ABSOLUTE MAXIMUM RATINGS ($T_A = 25$ °C)

Maximum Voltages and Current

Collector to Base Voltage	V_{CBO}	20	V
Collector to Emitter Voltage	V_{CEO}	12	V
Emitter to Base Voltage	V_{EBO}	3.0	V
Collector Current	I_C	60	mA
Total Power Dissipation	P_T	150	mW
Junction Temperature	T_j	125	°C
Storage Temperature	T_{stg}	-55 to +125	°C



ELECTRICAL CHARACTERISTICS ($T_A = 25$ °C)

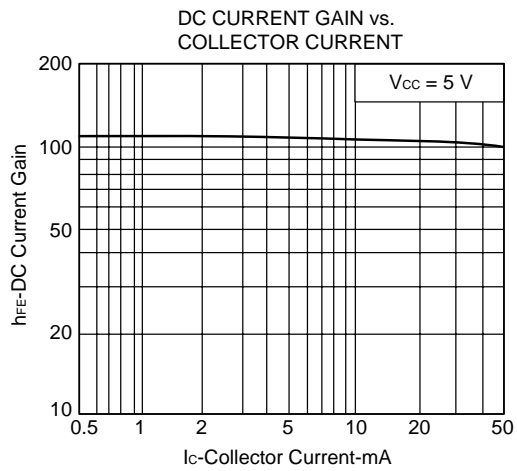
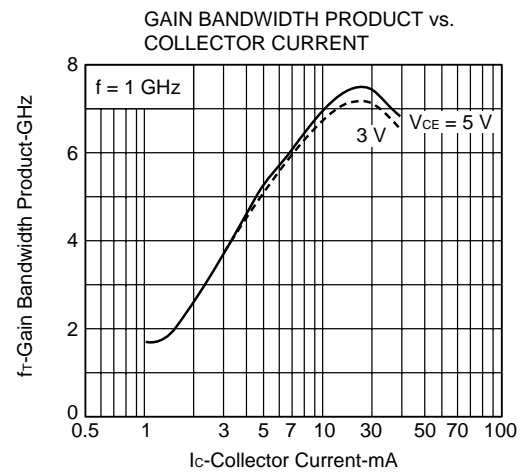
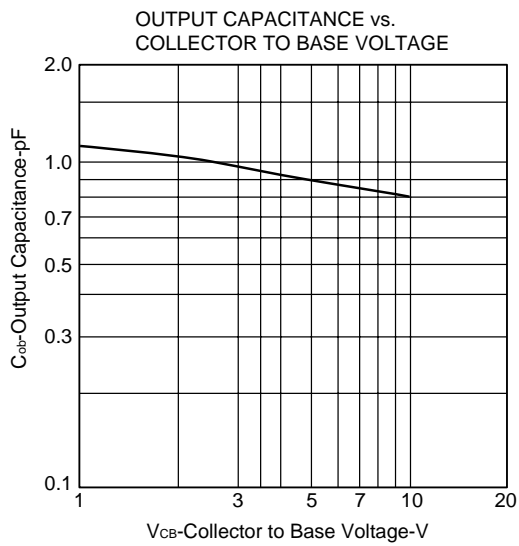
CHARACTERISTIC	SYMBOL	MIN.	TYP.	MAX.	UNIT	TEST CONDITIONS
Collector Cutoff Current	I_{CBO}			0.1	μA	$V_{CB} = 15$ V, $I_E = 0$
Emitter Cutoff Current	I_{EBO}			0.1	μA	$V_{EB} = 1$ V, $I_C = 0$
Collector Saturation Voltage	$V_{CE(sat)}$			0.5	V	$h_{FE} = 10$, $I_C = 5$ mA
DC Current Gain	h_{FE}	40	100	200		$V_{CE} = 5$ V, $I_C = 5$ mA *1
Gain Bandwidth Product	f_T		5.0		GHz	$V_{CE} = 5$ V, $I_C = 5$ mA $f = 1.0$ GHz
Output Capacitance	C_{ob}		0.9	1.2	pF	$V_{CB} = 5$ V, $I_E = 0$, $f = 1.0$ MHz
Insertion Gain	$ S_{21e} ^2$	5.0			dB	$V_{CE} = 5$ V, $I_C = 5$ mA, $f = 1.0$ MHz

*1 Pulsed: $PW \leq 35$ μS , Dyty Cycle ≤ 2 %

h_{FE} Classification

Class	T75	T76	T77
Marking	T75	T76	T77
h_{FE}	40 to 80	60 to 120	100 to 200

TYPICAL CHARACTERISTICS (T_A = 25 °C)



S-PARAMETER

V_{CE} = 5 V, I_c = 1 mA

FREQUENCY MHz	S ₁₁		S ₂₁		S ₁₂		S ₂₂	
	MAG	ANG	MAG	ANG	MAG	ANG	MAG	ANG
100.00	0.958	-18.7	3.299	164.6	0.038	77.8	0.973	-7.8
200.00	0.917	-36.4	3.151	150.4	0.072	68.2	0.944	-14.5
300.00	0.855	-53.0	2.926	137.5	0.100	59.7	0.899	-20.6
400.00	0.799	-67.5	2.685	126.2	0.118	51.7	0.850	-25.9
500.00	0.739	-81.5	2.462	116.1	0.134	45.8	0.806	-29.7
600.00	0.693	-93.5	2.256	107.3	0.142	41.1	0.778	-33.0
700.00	0.647	-104.2	2.072	99.9	0.148	37.6	0.743	-35.9
800.00	0.607	-113.9	1.889	92.4	0.152	35.2	0.716	-39.0
900.00	0.583	-123.7	1.760	86.5	0.154	33.4	0.702	-40.6
1000.00	0.559	-132.5	1.615	79.8	0.155	31.7	0.688	-43.4

V_{CE} = 5 V, I_c = 3 mA

FREQUENCY MHz	S ₁₁		S ₂₁		S ₁₂		S ₂₂	
	MAG	ANG	MAG	ANG	MAG	ANG	MAG	ANG
100.00	0.860	-29.5	9.203	156.2	0.035	74.7	0.932	-14.9
200.00	0.754	-55.1	7.982	137.3	0.062	61.5	0.826	-25.6
300.00	0.648	-75.6	6.693	122.6	0.078	55.1	0.723	-32.3
400.00	0.562	-91.9	5.623	111.9	0.090	51.0	0.641	-36.7
500.00	0.506	-106.5	4.796	103.1	0.099	48.9	0.583	-39.1
600.00	0.462	-118.1	4.188	95.9	0.106	48.2	0.547	-41.0
700.00	0.429	-127.8	3.695	90.3	0.112	48.7	0.514	-42.2
800.00	0.400	-137.4	3.278	84.5	0.119	48.1	0.492	-44.3
900.00	0.390	-144.7	2.984	79.9	0.127	49.2	0.478	-45.2
1000.00	0.378	-153.3	2.711	75.0	0.133	49.8	0.467	-47.2

V_{CE} = 5 V, I_c = 5 mA

FREQUENCY MHz	S ₁₁		S ₂₁		S ₁₂		S ₂₂	
	MAG	ANG	MAG	ANG	MAG	ANG	MAG	ANG
100.00	0.769	-38.2	13.666	149.3	0.032	70.4	0.885	-20.1
200.00	0.630	-68.1	10.889	128.6	0.054	60.9	0.728	-32.1
300.00	0.513	-89.7	8.545	114.5	0.067	55.6	0.606	-37.7
400.00	0.442	-106.3	6.888	104.9	0.076	54.2	0.528	-40.6
500.00	0.399	-120.6	5.752	97.1	0.086	54.8	0.495	-42.0
600.00	0.368	-131.7	4.940	91.0	0.094	54.5	0.446	-42.9
700.00	0.345	-140.4	4.300	86.2	0.104	55.8	0.420	-43.9
800.00	0.329	-149.4	3.801	81.3	0.113	56.3	0.401	-45.3
900.00	0.323	-156.7	3.434	77.3	0.123	56.7	0.390	-45.8
1000.00	0.316	-163.7	3.112	72.8	0.133	56.8	0.384	-47.4

V_{CE} = 5 V, I_c = 7 mA

FREQUENCY MHz	S ₁₁		S ₂₁		S ₁₂		S ₂₂	
	MAG	ANG	MAG	ANG	MAG	ANG	MAG	ANG
100.00	0.698	-45.4	17.070	144.7	0.031	68.1	0.839	-24.3
200.00	0.540	-77.6	12.682	122.8	0.049	58.9	0.655	-35.9
300.00	0.435	-99.9	9.583	109.5	0.061	58.2	0.533	-40.4
400.00	0.372	-116.7	7.566	100.8	0.071	58.1	0.461	-43.1
500.00	0.343	-129.7	6.238	93.8	0.080	59.3	0.415	-42.9
600.00	0.321	-139.8	5.324	88.4	0.090	59.9	0.390	-43.1
700.00	0.306	-148.4	4.613	84.0	0.100	60.7	0.370	-44.0
800.00	0.297	-157.5	4.066	79.4	0.113	60.7	0.354	-45.3
900.00	0.291	-162.9	3.669	75.7	0.124	61.2	0.344	-45.7
1000.00	0.286	-170.4	3.319	71.6	0.135	61.0	0.340	-47.6

V_{CE} = 5 V, I_c = 9 mA

FREQUENCY MHz	S ₁₁		S ₂₁		S ₁₂		S ₂₂	
	MAG	ANG	MAG	ANG	MAG	ANG	MAG	ANG
100.00	0.629	-51.3	19.656	140.7	0.029	66.7	0.800	-27.2
200.00	0.474	-85.3	13.850	118.7	0.045	61.4	0.598	-38.3
300.00	0.381	-107.7	10.219	106.2	0.056	59.8	0.481	-41.5
400.00	0.334	-123.4	7.978	98.1	0.067	61.1	0.170	-42.4
500.00	0.310	-137.2	6.530	91.8	0.079	61.8	0.375	-43.0
600.00	0.295	-146.9	5.550	86.7	0.089	63.4	0.356	-43.0
700.00	0.286	-154.5	4.805	82.5	0.101	63.6	0.339	-43.4
800.00	0.274	-162.4	4.228	78.3	0.112	63.5	0.325	-44.8
900.00	0.275	-168.2	3.793	74.8	0.125	63.7	0.317	-45.5
1000.00	0.274	-175.1	3.442	71.0	0.136	63.2	0.310	-47.2

[MEMO]

[MEMO]

[MEMO]

No part of this document may be copied or reproduced in any form or by any means without the prior written consent of NEC Corporation. NEC Corporation assumes no responsibility for any errors which may appear in this document.

NEC Corporation does not assume any liability for infringement of patents, copyrights or other intellectual property rights of third parties by or arising from use of a device described herein or any other liability arising from use of such device. No license, either express, implied or otherwise, is granted under any patents, copyrights or other intellectual property rights of NEC Corporation or others.

While NEC Corporation has been making continuous effort to enhance the reliability of its semiconductor devices, the possibility of defects cannot be eliminated entirely. To minimize risks of damage or injury to persons or property arising from a defect in an NEC semiconductor device, customers must incorporate sufficient safety measures in its design, such as redundancy, fire-containment, and anti-failure features.

NEC devices are classified into the following three quality grades:

"Standard", "Special", and "Specific". The Specific quality grade applies only to devices developed based on a customer designated "quality assurance program" for a specific application. The recommended applications of a device depend on its quality grade, as indicated below. Customers must check the quality grade of each device before using it in a particular application.

Standard: Computers, office equipment, communications equipment, test and measurement equipment, audio and visual equipment, home electronic appliances, machine tools, personal electronic equipment and industrial robots

Special: Transportation equipment (automobiles, trains, ships, etc.), traffic control systems, anti-disaster systems, anti-crime systems, safety equipment and medical equipment (not specifically designed for life support)

Specific: Aircrafts, aerospace equipment, submersible repeaters, nuclear reactor control systems, life support systems or medical equipment for life support, etc.

The quality grade of NEC devices is "Standard" unless otherwise specified in NEC's Data Sheets or Data Books. If customers intend to use NEC devices for applications other than those specified for Standard quality grade, they should contact an NEC sales representative in advance.

Anti-radioactive design is not implemented in this product.



LittleDiode supplies new, hard to find or obsolete electronic components and semiconductors all over the world.

With over two million different components listed you are sure to find the part you need.

Feel free to visit us today at our online store:

LittleDiode.com

Looking forward to providing you with the best possible service.