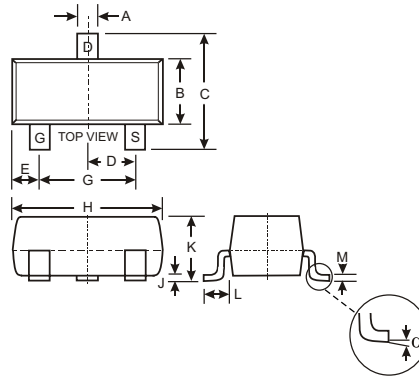


### Features

- Low On-Resistance:  $R_{DS(ON)}$
- Low Gate Threshold Voltage
- Low Input Capacitance
- Fast Switching Speed
- Low Input/Output Leakage
- Also Available in Lead Free Version

### Mechanical Data

- Case: SOT-23, Molded Plastic
- Case material - UL Flammability Rating 94V-0
- Moisture sensitivity: Level 1 per J-STD-020A
- Terminals: Solderable per MIL-STD-202, Method 208
- Also Available in Lead Free Plating (Matte Tin Finish). Please see Ordering Information, Note 4, on Page 2
- Terminal Connections: See Diagram
- Marking (See Page 2): K7B
- Ordering & Date Code Information: See Page 2
- Weight: 0.008 grams (approx.)



SOT-23		
Dim	Min	Max
A	0.37	0.51
B	1.20	1.40
C	2.30	2.50
D	0.89	1.03
E	0.45	0.60
G	1.78	2.05
H	2.80	3.00
J	0.013	0.10
K	0.903	1.10
L	0.45	0.61
M	0.085	0.180
$\alpha$	0°	8°
All Dimensions in mm		

### Maximum Ratings @ $T_A = 25^\circ\text{C}$ unless otherwise specified

Characteristic	Symbol	Value	Units
Drain-Source Voltage	$V_{DSS}$	60	V
Drain-Gate Voltage $R_{GS} \leq 1.0M\Omega$	$V_{DGR}$	60	V
Gate-Source Voltage	$V_{GSS}$	$\pm 20$	V
		$\pm 40$	
Drain Current	$I_D$	240	mA
Total Power Dissipation (Note 1)	$P_d$	300	mW
Thermal Resistance, Junction to Ambient	$R_{\theta JA}$	417	$^\circ\text{C}/\text{W}$
Operating and Storage Temperature Range	$T_j, T_{STG}$	-55 to +150	$^\circ\text{C}$

Note: 1. Device mounted on FR-4 PCB, 1 inch x 0.85 inch x 0.062 inch; pad layout as shown on Diodes Inc. suggested pad layout document AP02001, which can be found on our website at <http://www.diodes.com/datasheets/ap02001.pdf>.

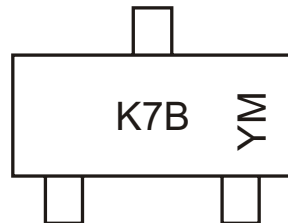
**Electrical Characteristics** @  $T_A = 25^\circ\text{C}$  unless otherwise specified

Characteristic	Symbol	Min	Typ	Max	Unit	Test Condition
<b>OFF CHARACTERISTICS (Note 2)</b>						
Drain-Source Breakdown Voltage	$BV_{DSS}$	60	70	—	V	$V_{GS} = 0V, I_D = 10\mu A$
Zero Gate Voltage Drain Current	$I_{DSS}$	—	—	1.0 500	$\mu A$	$V_{DS} = 60V, V_{GS} = 0V$ @ $T_C = 25^\circ\text{C}$ @ $T_C = 125^\circ\text{C}$
Gate-Body Leakage	$I_{GSS}$	—	—	$\pm 10$	nA	$V_{GS} = \pm 15V, V_{DS} = 0V$
<b>ON CHARACTERISTICS (Note 2)</b>						
Gate Threshold Voltage	$V_{GS(th)}$	1.0	—	2.5	V	$V_{DS} = V_{GS}, I_D = -250\mu A$
Static Drain-Source On-Resistance	$R_{DS(on)}$	—	1.6 2.0	3 4	$\Omega$	$V_{GS} = 10V, I_D = 250mA$ $V_{GS} = 4.5V, I_D = 200mA$
On-State Drain Current	$I_{D(ON)}$	0.8	1.0	—	A	$V_{GS} = 10V, V_{DS} = 7.5V$
Forward Transconductance	$g_{FS}$	80	—	—	mS	$V_{DS} = 10V, I_D = 0.2A$
<b>DYNAMIC CHARACTERISTICS</b>						
Input Capacitance	$C_{iss}$	—	22	50	pF	$V_{DS} = 25V, V_{GS} = 0V$ $f = 1.0MHz$
Output Capacitance	$C_{oss}$	—	11	25	pF	
Reverse Transfer Capacitance	$C_{rss}$	—	2.0	5.0	pF	
<b>SWITCHING CHARACTERISTICS</b>						
Turn-On Delay Time	$t_{D(ON)}$	—	7.0	20	ns	$V_{DD} = 30V, I_D = 0.2A,$ $R_L = 150\Omega, V_{GEN} = 10V,$ $R_{GEN} = 25\Omega$
Turn-Off Delay Time	$t_{D(OFF)}$	—	11	20	ns	

**Ordering Information** (Note 3)

Device	Packaging	Shipping
2N7002E-7	SOT-23	3000/Tape & Reel

- Notes:
2. Short duration test pulse used to minimize self-heating effect.
  3. For Packaging Details, go to our website at <http://www.diodes.com/datasheets/ap02007.pdf>.
  4. For Lead Free version (with Lead Free terminal finish) part number, please add "-F" suffix to part number above.  
Example: 2N7002E-7-F.

**Marking Information**


K7B = Product Type Marking Code  
 YM = Date Code Marking  
 Y = Year ex: P = 2003  
 M = Month ex: 9 = September

## Date Code Key

Year	2003	2004	2005	2006	2007	2008	2009
Code	P	R	S	T	U	V	W

Month	Jan	Feb	March	Apr	May	Jun	Jul	Aug	Sep	Oct	Nov	Dec
Code	1	2	3	4	5	6	7	8	9	O	N	D

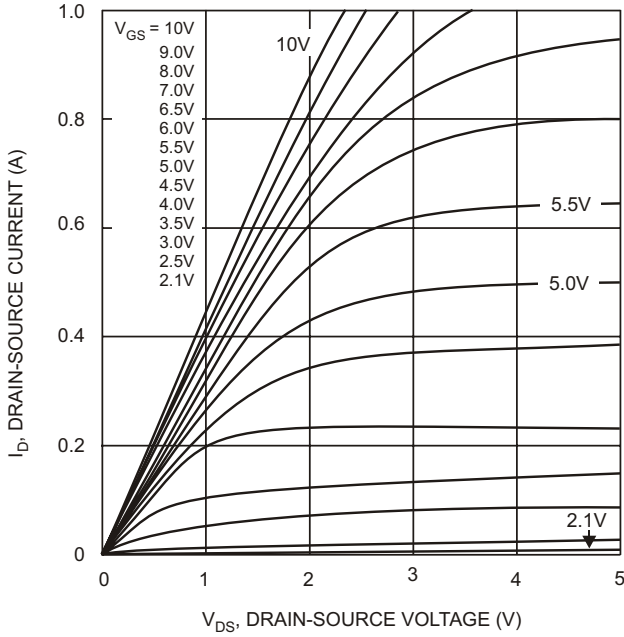


Fig. 1 On-Region Characteristics

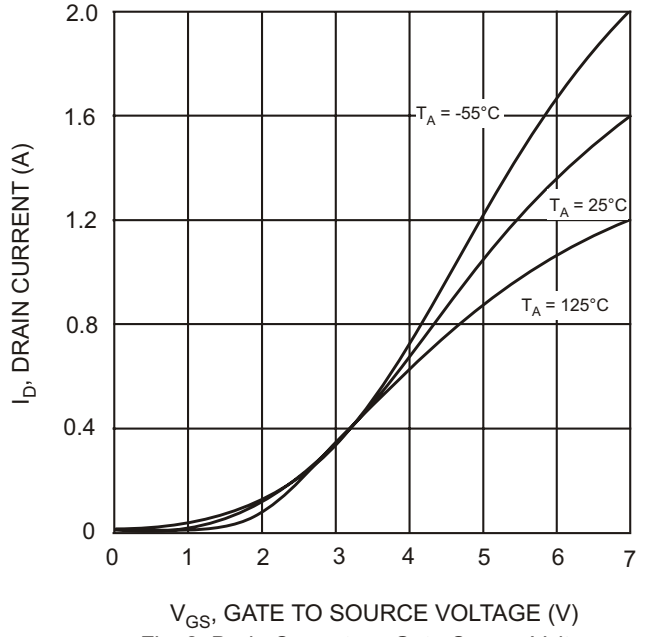


Fig. 2 Drain Current vs. Gate-Source Voltage

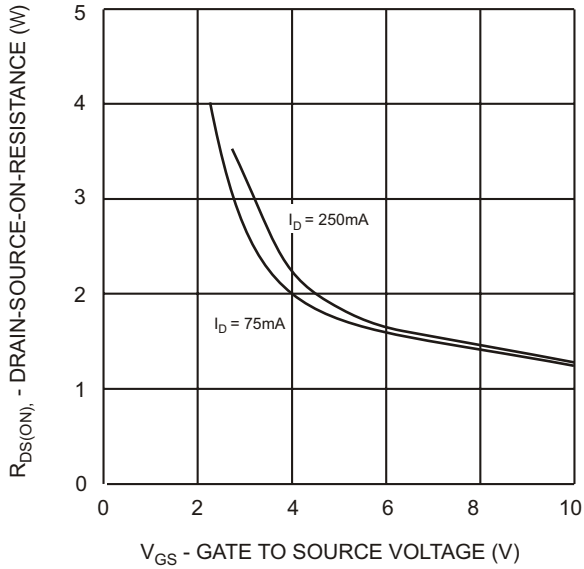


Fig. 3 On Resistance vs. Gate to Source Voltage

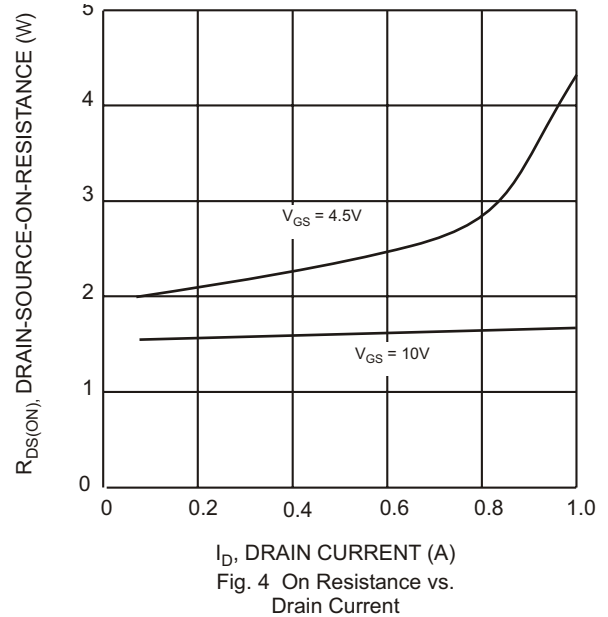


Fig. 4 On Resistance vs. Drain Current

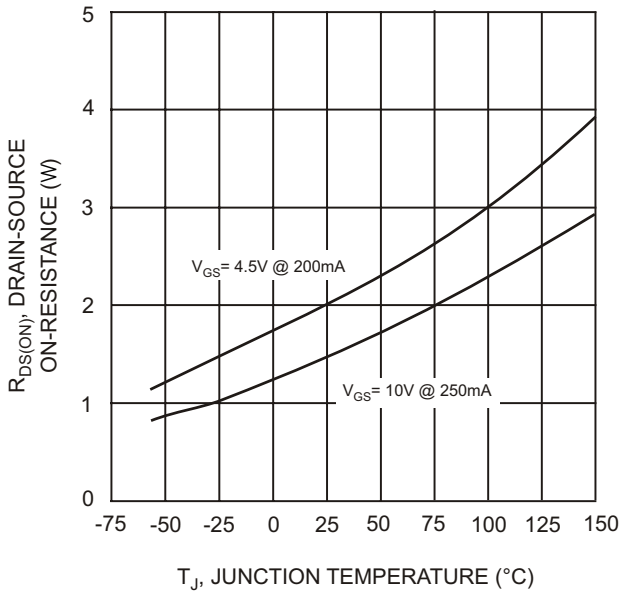


Fig. 5 On-Resistance vs. Junction Temperature

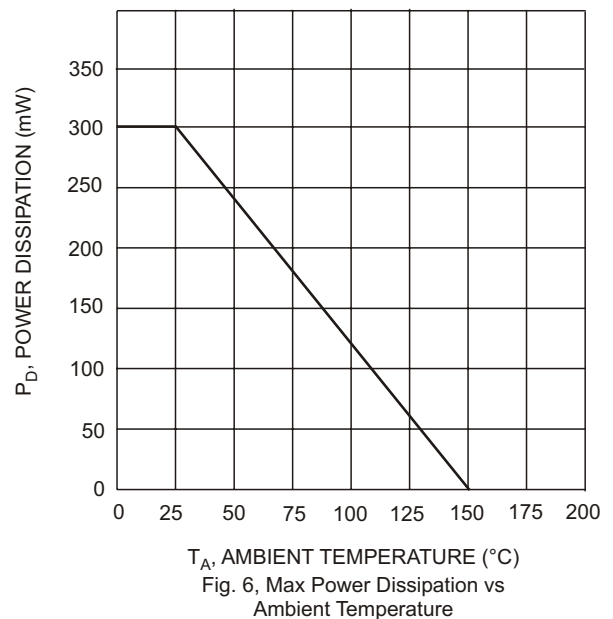


Fig. 6 Max Power Dissipation vs Ambient Temperature



LittleDiode supplies new, hard to find or obsolete electronic components and semiconductors all over the world.

With over two million different components listed you are sure to find the part you need.

Feel free to visit us today at our online store:

**[LittleDiode.com](http://LittleDiode.com)**

Looking forward to providing you with the best possible service.