

Band-switching diode

FEATURES

- Small plastic SMD package
- Continuous reverse voltage: max. 35 V
- Continuous forward current: max. 100 mA
- Low diode capacitance: max. 1.2 pF
- Low diode forward resistance: max. 0.7 Ω .

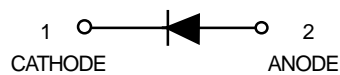
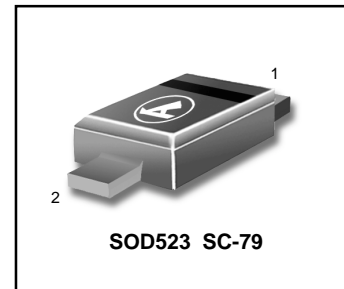
APPLICATIONS

- Low loss band switching in VHF television tuners.
- Surface mount band-switching circuits.

DESCRIPTION

Planar high performance band-switching diode in a small plastic SOD523 (SC-79) SMD package.

BA 277



LIMITING VALUES In accordance with the Absolute Maximum Rating System (IEC 134).

SYMBOL	PARAMETER	CONDITIONS	MIN.	MAX.	UNIT
V_R	continuous reverse voltage		–	35	V
I_F	continuous forward current		–	100	mA
P_{tot}	total power dissipation	$T_s = 90^\circ\text{C}$	–	715	mW
T_{stg}	storage temperature		-65	+150	$^\circ\text{C}$
T_j	junction temperature		-65	+150	$^\circ\text{C}$

ELECTRICAL CHARACTERISTICS $T_j = 25^\circ\text{C}$ unless otherwise specified.

SYMBOL	PARAMETER	CONDITIONS	MAX.	UNIT
V_F	forward voltage	$I_F = 10\text{ mA}$	1	V
I_R	reverse current	$V_R = 25\text{ V}$	50	nA
		$V_R = 20\text{ V}; T_{amb} = 75^\circ\text{C}$	1	μA
C_d	diode capacitance	$f = 1\text{ MHz}; V_R = 6\text{ V};$ note 1; see Fig.1	1.2	pF
r_D	diode forward resistance	$I_F = 2\text{ mA}; f = 100\text{ MHz};$ note 1; see Fig.2	0.7	Ω

Note

1. Guaranteed on AQL basis: inspection level S4, AQL 1.0.

THERMAL CHARACTERISTICS

SYMBOL	PARAMETER	VALUE	UNIT
$R_{th\ j-s}$	thermal resistance from junction to soldering-point	85	K/W

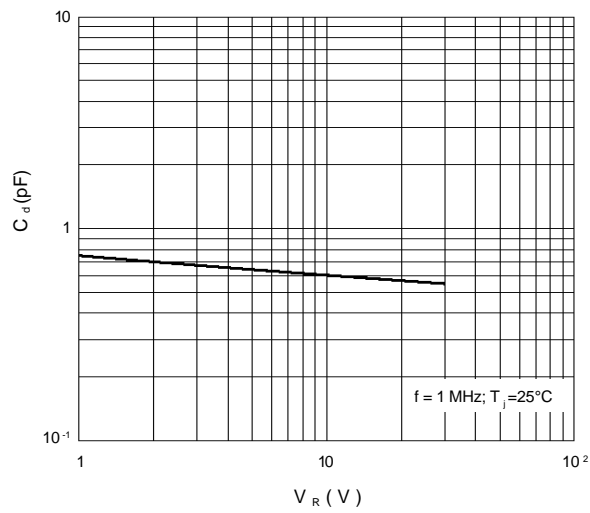
BA 277


Fig.1 Diode capacitance as a function of reverse voltage; typical values.

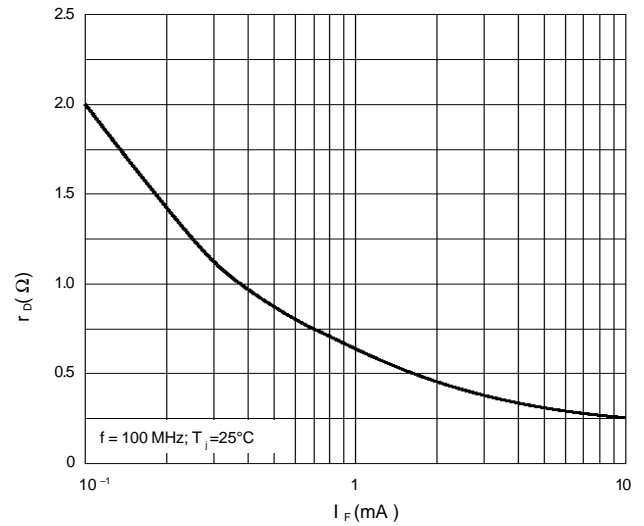


Fig.2 Diode forward resistance as a function of forward current; typical values.



LittleDiode supplies new, hard to find or obsolete electronic components and semiconductors all over the world.

With over two million different components listed you are sure to find the part you need.

Feel free to visit us today at our online store:

LittleDiode.com

Looking forward to providing you with the best possible service.